

DELAWARE WAGES 2016

Published May 2017

Occupational Employment Statistics



Delaware Department of Labor
Office of Occupational & Labor Market Information
Patrice Gilliam-Johnson, Ph.D., Secretary

TABLE OF CONTENTS

Introduction page 1

STATEWIDE WAGE DATA page 3

Annual Mean Wages and Employment for the Highest and Lowest Paying
Major Occupational Groups page 4

Annual Mean Wages and Employment for the Highest and Lowest
Paying Occupations page 4

NEW CASTLE COUNTY WAGE DATA page 24

Annual Mean Wages and Employment for the Highest and Lowest Paying
Major Occupational Groups page 25

Annual Mean Wages and Employment for the Highest and Lowest
Paying Occupations page 25

KENT COUNTY WAGE DATA page 43

Annual Mean Wages and Employment for the Highest and Lowest Paying
Major Occupational Groups page 44

Annual Mean Wages and Employment for the Highest and Lowest
Paying Occupations page 44

SUSSEX COUNTY WAGE DATA page 56

Annual Mean Wages and Employment for the Highest and Lowest Paying
Major Occupational Groups page 57

Annual Mean Wages and Employment for the Highest and Lowest
Paying Occupations page 57

Endorsements page 71

Acknowledgements inside back cover



INTRODUCTION

The Occupational Employment Statistics (OES) program is a cooperative effort of the U.S. Bureau of Labor Statistics (BLS) and the Office of Occupational and Labor Market Information (OOLMI) in the Delaware Department of Labor. As outlined in more detail below, BLS developed the procedures and methodology, while OOLMI conducts the survey and tabulates the responses. A software program developed by the North Carolina State Employment Security Commission is used to produce the wage and employment estimates. This means that these estimates are not official BLS estimates, but in most cases they are identical to the official BLS estimates. When they differ, it is by miniscule amounts. We do not use the official BLS estimates because they are not provided for Sussex or New Castle Counties, only Kent County (because it is a single-county metropolitan statistical area).

The OES program has ordinarily used three years of survey data, in order to increase reliability. Beginning in 2003, data collection was done twice per year, with half the sample surveyed in the spring and half in the fall. Wage estimates are now updated

once per year, after the results from the spring survey are available. The estimates in this publication were derived from surveys conducted from the fall of 2013 through the spring of 2016. Data from years prior to 2016 were updated to expected 2016 values using national cost index factors.

The survey universe is all employers covered by the state Unemployment Insurance program, both private and public. This covers about 92 percent of the state's workers. Self-employed, some non-profit organizations, and most agricultural employees are excluded. All establishments (units) with 250 or more employees are automatically included in the survey, while those with fewer employees are randomly sampled for inclusion in the survey. The smallest units have the lowest probability of selection. Details are provided in the table below.

Response rates averaged 75 percent over the four years of the survey. Non-responding units have data imputed to them by means of a hot-

deck "nearest neighbor" technique. This method finds the responding establishment (donor) which most closely resembles the non-responding establishment, based on industry, size class, and area. The donor's data are then imputed to the non-responding unit.

Occupations are classified using the Standard Occupational Classification (SOC) system, which consists of 22 major groups, 97 minor groups, 461 broad occupations, and 840 detailed occupations. This publication does not provide data on all of the detailed occupations, as some are not employed in the state, and others were reported by too few employers to pass confidentiality restrictions. More information regarding the SOC system and occupational definitions can be found on the BLS website, <http://www.bls.gov/soc>.

Year	Survey Universe		Survey Sample		Usable Response	
	Units	Employment	Units	Employment	Units	Employment
2013	28,264	414,577	771	56,601	606	40,587
2014	29,858	425,502	1,530	94,722	1,181	72,126
2015	30,742	435,981	1,519	102,885	1,198	76,540
2016	31,631	439,284	751	43,771	566	29,885

Employers are not asked to supply exact wage rates for their employees. They are requested to indicate how many of their workers within each occupation are earning wages within each of the 12 ranges listed below. Conversion between hourly and annual wages is based on a 40 hour week, 52 week year (2,080 hours per year). Some occupations, for instance teachers, typically work a different schedule. Only annual

Range	Hourly Wage	Annual Wage
A	Under \$9.25	Under \$19,240
B	\$9.25 to \$11.74	\$19,240 to \$24,439
C	\$11.75 to \$14.74	\$24,440 to \$30,679
D	\$14.75 to \$18.74	\$30,680 to \$38,999
E	\$18.75 to \$23.99	\$39,000 to \$49,919
F	\$24.00 to \$30.24	\$49,920 to \$62,919
G	\$30.25 to \$38.49	\$62,920 to \$80,079
H	\$38.50 to \$48.99	\$80,080 to \$101,919
I	\$49.00 to \$61.99	\$101,920 to \$128,959
J	\$62.00 to \$78.74	\$128,960 to \$163,799
K	\$78.75 to \$99.99	\$163,800 to \$207,999
L	\$100.00 and over	\$208,000 and over

wages are reported for these occupations. In the wage tables, these are printed in **bold** type. The table above shows the wage ranges used in the 2016 survey.

Wages include base rate, cost-of-living allowances, hazardous duty pay, incentive pay (including commissions, piece rates,

and production bonuses), tips, longevity pay, on-call pay, and portal-to-portal pay. Not included are back pay, overtime pay, severance pay, shift differentials, premium pay for holidays or weekends, meal and lodging allowances, uniform allowances, non-production bonuses, profit sharing distributions, or stock bonuses.

Although a wide variety of statistics are estimated from the raw data, we publish only five: the employment level (**EMPL**) for all employers in the area (state or county), including those not in the survey; the mean (average) wage (**MEAN**); the median wage (**MEDIAN**), where half the workers in an occupation make less than, and the other half more than; and entry-level (**ENTRY**) and experienced

(**EXP**) wage rates. **NA** in the employment field means that the employment estimate does not meet publishability standards, but the wage estimates do. **N/A** in one of the wage fields signifies that a large portion of the responses are in the highest, unbounded wage category and a valid wage estimate is

not possible. When all the wage estimates for an occupation do not meet standards, no estimates for the occupation are published.

To determine entry and experienced wage rates, an occupation's wage distribution is divided into thirds. The mean of the lowest third is the entry-level wage rate. The mean of the highest two-thirds is the experienced wage rate. It is important to note that employers are not requested to supply information on their workers' amount of experience.

(Occupational Employment Report sample)

STATEWIDE

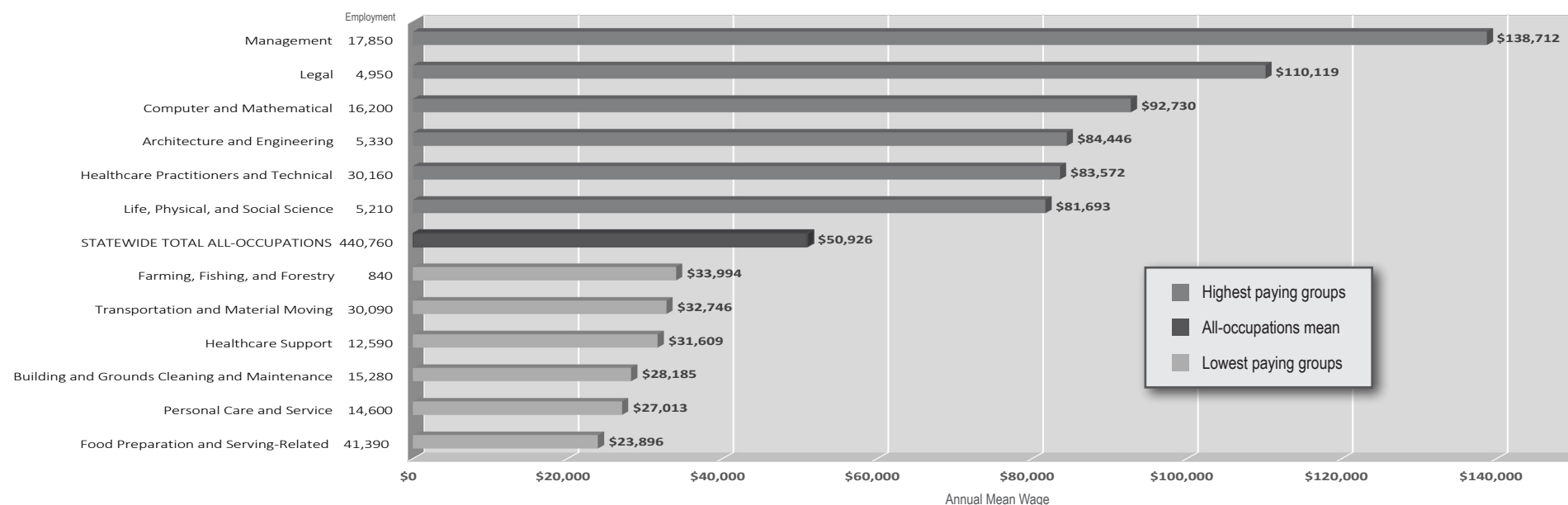


Delaware Wages 2016

<https://lmi.delawareworks.com>

STATEWIDE

Annual Mean Wages and Employment for the Highest and Lowest Paying Major Occupational Groups



Annual Mean Wages and Employment for the Highest and Lowest Paying Occupations

SOC	OCCUPATIONAL TITLE	(\$)/Annual Mean	Empl
29-1022	Oral and Maxillofacial Surgeons	\$302,012	NA
29-1067	Surgeons	\$269,169	120
29-1064	Obstetricians and Gynecologists	\$269,066	110
29-1021	Dentists, General	\$236,131	340
29-1069	Physicians and Surgeons, All Other	\$219,693	1,530
11-9121	Natural Sciences Managers	\$197,978	410
00-0000	STATEWIDE TOTAL ALL-OCCUPATIONS	\$50,926	440,760
39-3031	Ushers, Lobby Attendants, and Ticket Takers	\$19,539	140
35-2011	Cooks, Fast Food	\$19,403	720
35-9031	Hosts and Hostesses, Restaurant, Lounge, and Coffee Shop	\$19,334	1,770
31-9095	Pharmacy Aides	\$19,252	NA
39-9099	Personal Care and Service Workers, All Other	\$19,182	NA
35-9011	Dining Room and Cafeteria Attendants and Bartender Helpers	\$18,807	1,270

SOC	OCCUPATIONAL TITLE	Empl	(\$) Mean	(\$) Entry	(\$) Exp	(\$) Median
00-0000	<i>Total all occupations</i>	440,760	24.48	10.57	31.44	18.25
11-0000	Management Occupations	17,850	66.69	35.73	82.17	59.18
11-1021	General and Operations Managers	4,080	71.69	38.43	88.32	59.85
11-2021	Marketing Managers	590	83.58	58.69	96.03	78.14
11-2022	Sales Managers	860	85.79	51.00	103.19	77.92
11-2031	Public Relations and Fundraising Managers	210	71.05	42.22	85.46	62.67
11-3011	Administrative Services Managers	820	54.47	36.54	63.44	49.89
11-3021	Computer and Information Systems Managers	1,260	77.58	51.40	90.66	72.81
11-3031	Financial Managers	1,840	80.65	50.89	95.52	71.70
11-3051	Industrial Production Managers	290	58.42	42.62	66.32	55.11
11-3061	Purchasing Managers	130	65.47	47.79	74.32	66.68
11-3071	Transportation, Storage, and Distribution Managers	310	64.01	42.66	74.68	63.27
11-3111	Compensation and Benefits Managers	40	70.64	48.16	81.88	63.37
11-3121	Human Resources Managers	430	65.81	43.75	76.84	62.15
11-3131	Training and Development Managers	70	57.08	43.63	63.80	50.24
11-9021	Construction Managers	430	53.45	38.00	61.17	52.69
11-9031	Education Administrators, Preschool and Childcare Center/Program	NA	24.92	16.64	29.07	21.12
11-9032	Education Administrators, Elementary and Secondary School	870	108,805	86,388	120,013	111,800
11-9033	Education Administrators, Postsecondary	260	67.78	38.60	82.38	55.33
11-9039	Education Administrators, All Other	50	55.43	32.21	67.04	42.57
11-9041	Architectural and Engineering Managers	520	70.86	54.18	79.21	68.97
11-9051	Food Service Managers	410	34.57	23.37	40.17	29.64
11-9061	Funeral Service Managers	30	54.58	33.72	65.02	45.79
11-9071	Gaming Managers	10	45.38	29.41	53.37	47.62
11-9081	Lodging Managers	90	35.96	23.89	41.99	32.88
11-9111	Medical and Health Services Managers	860	58.37	37.96	68.58	49.77
11-9121	Natural Sciences Managers	410	95.18	62.10	111.72	87.41
11-9131	Postmasters and Mail Superintendents	40	36.99	31.10	39.94	37.41
11-9141	Property, Real Estate, and Community Association Managers	430	32.35	19.08	38.98	27.84
11-9151	Social and Community Service Managers	740	31.73	24.75	35.22	30.21
11-9199	Managers, All Other	870	65.74	40.54	78.34	61.05

SOC	OCCUPATIONAL TITLE	Empl	(\$) ^{Mean}	(\$) ^{Entry}	(\$) ^{Exp}	(\$) ^{Median}
13-0000	<u>Business and Financial Operations Occupations</u>	28,420	36.64	22.81	43.56	32.91
13-1022	Wholesale and Retail Buyers, Except Farm Products	240	27.67	18.56	32.22	27.11
13-1023	Purchasing Agents, Except Wholesale, Retail, and Farm Products	760	33.24	21.24	39.24	31.46
13-1031	Claims Adjusters, Examiners, and Investigators	430	31.01	22.49	35.27	31.80
13-1041	Compliance Officers	990	35.57	20.64	43.04	32.04
13-1051	Cost Estimators	980	33.34	22.91	38.56	31.07
13-1071	Human Resources Specialists	2,250	29.69	19.36	34.86	27.67
13-1075	Labor Relations Specialists	330	30.01	15.62	37.21	31.11
13-1111	Management Analysts	2,220	40.02	24.93	47.56	36.72
13-1121	Meeting, Convention, and Event Planners	230	23.10	14.78	27.25	21.95
13-1131	Fundraisers	280	26.63	18.51	30.70	25.91
13-1141	Compensation, Benefits, and Job Analysis Specialists	170	34.70	23.20	40.45	30.82
13-1151	Training and Development Specialists	990	32.61	22.11	37.86	31.11
13-1161	Market Research Analysts and Marketing Specialists	1,950	38.12	24.22	45.07	35.61
13-1199	Business Operations Specialists, All Other	1,190	34.43	23.06	40.12	34.01
13-2011	Accountants and Auditors	5,890	37.43	24.59	43.85	34.08
13-2021	Appraisers and Assessors of Real Estate	180	30.36	20.51	35.29	28.04
13-2031	Budget Analysts	140	35.12	24.72	40.31	33.48
13-2041	Credit Analysts	1,150	34.79	18.25	43.06	28.05
13-2051	Financial Analysts	3,570	41.12	25.44	48.96	34.62
13-2052	Personal Financial Advisors	570	59.46	29.72	74.33	51.75
13-2053	Insurance Underwriters	200	32.56	21.32	38.17	32.05
13-2061	Financial Examiners	NA	43.04	28.90	50.11	37.36
13-2071	Credit Counselors	180	22.20	16.98	24.81	22.11
13-2072	Loan Officers	940	34.62	19.37	42.24	31.62
13-2081	Tax Examiners and Collectors, and Revenue Agents	100	29.39	19.71	34.24	26.66
13-2082	Tax Preparers	100	23.65	13.00	28.98	18.43
13-2099	Financial Specialists, All Other	560	32.61	23.52	37.16	31.04
15-0000	<u>Computer and Mathematical Occupations</u>	16,200	44.58	28.27	52.74	44.07
15-1111	Computer and Information Research Scientists	NA	45.18	32.57	51.48	42.43
15-1121	Computer Systems Analysts	3,500	45.54	32.75	51.93	45.10

SOC	OCCUPATIONAL TITLE	Empl	(\$) Mean	(\$) Entry	(\$) Exp	(\$) Median
15-1122	Information Security Analysts	470	48.64	33.93	56.00	48.17
15-1131	Computer Programmers	900	41.44	28.93	47.70	38.41
15-1132	Software Developers, Applications	3,470	48.22	32.94	55.86	47.82
15-1133	Software Developers, Systems Software	NA	56.13	44.02	62.18	56.13
15-1134	Web Developers	380	38.03	21.79	46.14	40.03
15-1141	Database Administrators	610	43.93	28.64	51.58	43.23
15-1142	Network and Computer Systems Administrators	1,230	39.00	25.84	45.58	36.69
15-1143	Computer Network Architects	660	57.44	38.91	66.70	59.65
15-1151	Computer User Support Specialists	1,460	26.90	19.10	30.79	25.79
15-1152	Computer Network Support Specialists	620	33.93	21.07	40.36	31.42
15-1199	Computer Occupations, All Other	NA	37.77	26.97	43.18	36.82
15-2011	Actuaries	70	48.10	32.69	55.80	51.50
15-2031	Operations Research Analysts	860	44.09	29.35	51.46	44.03
15-2041	Statisticians	120	54.09	37.74	62.26	51.45
17-0000	Architecture and Engineering Occupations	5,330	40.60	23.20	49.30	37.82
17-1011	Architects, Except Landscape and Naval	170	43.28	30.08	49.88	41.34
17-1012	Landscape Architects	20	32.00	21.22	37.40	30.00
17-1021	Cartographers and Photogrammetrists	10	26.35	20.64	29.21	28.37
17-1022	Surveyors	80	32.00	25.02	35.49	30.01
17-2011	Aerospace Engineers	NA	50.46	40.07	55.65	48.62
17-2031	Biomedical Engineers	10	35.29	20.84	42.52	36.52
17-2041	Chemical Engineers	500	56.96	34.92	67.97	57.29
17-2051	Civil Engineers	810	43.13	30.63	49.38	40.65
17-2071	Electrical Engineers	410	48.51	36.94	54.29	47.24
17-2081	Environmental Engineers	170	44.57	28.58	52.56	39.41
17-2111	Health and Safety Engineers	120	44.71	31.36	51.39	40.38
17-2112	Industrial Engineers	480	44.55	32.19	50.73	43.09
17-2131	Materials Engineers	30	45.13	33.80	50.80	43.10
17-2141	Mechanical Engineers	690	47.99	32.60	55.68	45.83
17-2199	Engineers, All Other	NA	50.22	39.37	55.65	52.40
17-3011	Architectural and Civil Drafters	320	26.10	18.92	29.69	24.81

SOC	OCCUPATIONAL TITLE	Empl	(\$) Mean	(\$) Entry	(\$) Exp	(\$) Median
17-3012	Electrical and Electronics Drafters	60	29.40	20.69	33.75	29.40
17-3013	Mechanical Drafters	130	29.13	20.00	33.69	27.67
17-3019	Drafters, All Other	NA	25.25	17.16	29.29	25.17
17-3022	Civil Engineering Technicians	490	21.02	15.55	23.76	19.62
17-3023	Electrical and Electronics Engineering Technicians	180	26.20	18.81	29.90	26.28
17-3025	Environmental Engineering Technicians	50	24.25	15.30	28.73	21.31
17-3026	Industrial Engineering Technicians	60	28.68	21.68	32.18	29.24
17-3027	Mechanical Engineering Technicians	80	32.61	24.65	36.59	32.53
17-3029	Engineering Technicians, Except Drafters, All Other	20	27.89	18.86	32.41	27.12
17-3031	Surveying and Mapping Technicians	120	19.04	15.29	20.92	19.19
19-0000	<u>Life, Physical, and Social Science Occupations</u>	5,210	39.28	22.38	47.72	35.53
19-1013	Soil and Plant Scientists	90	25.33	20.74	27.63	23.62
19-1021	Biochemists and Biophysicists	140	47.12	28.42	56.46	46.79
19-1029	Biological Scientists, All Other	20	43.14	34.72	47.35	41.35
19-1031	Conservation Scientists	50	27.12	18.39	31.48	25.54
19-1042	Medical Scientists, Except Epidemiologists	250	55.01	36.26	64.39	56.74
19-2012	Physicists	20	57.27	25.42	73.19	50.38
19-2032	Materials Scientists	70	38.87	21.17	47.72	34.48
19-2042	Geoscientists, Except Hydrologists and Geographers	60	42.98	22.67	53.14	41.55
19-2043	Hydrologists	20	31.44	26.48	33.91	31.30
19-3011	Economists	30	36.36	26.83	41.12	32.70
19-3022	Survey Researchers	60	27.75	19.30	31.98	26.98
19-3031	Clinical, Counseling, and School Psychologists	340	37.98	26.67	43.64	37.79
19-3051	Urban and Regional Planners	230	31.50	23.81	35.34	29.37
19-3093	Historians	20	29.79	25.12	32.13	28.20
19-3099	Social Scientists and Related Workers, All Other	50	28.79	14.87	35.75	30.44
19-4011	Agricultural and Food Science Technicians	20	19.31	14.38	21.78	18.32
19-4021	Biological Technicians	110	24.49	16.43	28.51	23.55
19-4031	Chemical Technicians	640	29.60	20.53	34.13	31.70
19-4061	Social Science Research Assistants	30	25.48	18.23	29.11	22.10
19-4091	Environmental Science and Protection Technicians, Including Health	210	18.18	13.74	20.40	17.51

SOC	OCCUPATIONAL TITLE	Empl	(\$) Mean	(\$) Entry	(\$) Exp	(\$) Median
19-4092	Forensic Science Technicians	NA	24.04	16.00	28.06	25.77
19-4093	Forest and Conservation Technicians	10	15.68	11.13	17.96	12.31
19-4099	Life, Physical, and Social Science Technicians, All Other	NA	26.06	20.78	28.69	24.06
21-0000	<u>Community and Social Services Occupations</u>	6,710	21.82	14.78	25.34	20.23
21-1011	Substance Abuse and Behavioral Disorder Counselors	280	19.02	14.87	21.10	17.89
21-1012	Educational, Guidance, School, and Vocational Counselors	1,030	29.20	19.39	34.10	30.15
21-1013	Marriage and Family Therapists	240	24.57	22.74	25.49	24.72
21-1014	Mental Health Counselors	450	19.79	13.26	23.06	19.25
21-1015	Rehabilitation Counselors	360	17.86	13.38	20.10	16.88
21-1019	Counselors, All Other	70	13.93	10.42	15.68	12.93
21-1021	Child, Family, and School Social Workers	1,200	18.76	15.51	20.39	17.72
21-1022	Healthcare Social Workers	540	25.53	19.21	28.69	25.52
21-1023	Mental Health and Substance Abuse Social Workers	420	26.18	16.76	30.89	22.23
21-1029	Social Workers, All Other	100	28.94	19.48	33.66	27.59
21-1091	Health Educators	180	30.40	19.69	35.75	29.41
21-1093	Social and Human Service Assistants	810	16.16	12.23	18.13	15.38
21-1094	Community Health Workers	180	17.43	13.59	19.35	16.53
21-1099	Community and Social Service Specialists, All Other	370	17.79	12.29	20.55	17.45
21-2011	Clergy	70	25.10	21.11	27.10	23.31
23-0000	<u>Legal Occupations</u>	4,950	52.94	21.47	68.68	38.96
23-1011	Lawyers	2,590	75.77	40.03	93.64	66.29
23-1021	Administrative Law Judges, Adjudicators, and Hearing Officers	80	29.02	17.97	34.55	22.87
23-1023	Judges, Magistrate Judges, and Magistrates	120	65.56	38.89	78.89	40.63
23-2011	Paralegals and Legal Assistants	1,210	26.65	19.51	30.21	24.17
23-2091	Court Reporters	60	25.42	14.24	31.02	30.18
23-2093	Title Examiners, Abstractors, and Searchers	NA	21.70	19.76	22.67	22.00
23-2099	Legal Support Workers, All Other	660	25.69	17.90	29.58	23.62
25-0000	<u>Education, Training, and Library Occupations</u>	25,080	25.84	13.30	32.11	24.60
25-1011	Business Teachers, Postsecondary	450	93,401	45,188	117,508	76,421

SOC	OCCUPATIONAL TITLE	Empl	(\$) Mean	(\$) Entry	(\$) Exp	(\$) Median
25-1021	Computer Science Teachers, Postsecondary	140	87,624	54,645	104,114	76,599
25-1022	Mathematical Science Teachers, Postsecondary	170	75,557	54,641	86,015	72,619
25-1032	Engineering Teachers, Postsecondary	230	75,650	71,877	77,537	74,045
25-1052	Chemistry Teachers, Postsecondary	80	86,612	58,611	100,613	77,466
25-1066	Psychology Teachers, Postsecondary	70	90,394	44,384	113,400	79,303
25-1067	Sociology Teachers, Postsecondary	90	79,223	57,312	90,178	73,996
25-1072	Nursing Instructors and Teachers, Postsecondary	320	78,233	59,516	87,591	74,569
25-1081	Education Teachers, Postsecondary	200	77,156	42,464	94,502	71,760
25-1111	Criminal Justice and Law Enforcement Teachers, Postsecondary	40	76,463	65,167	82,111	74,936
25-1113	Social Work Teachers, Postsecondary	80	74,828	59,104	82,690	72,821
25-1121	Art, Drama, and Music Teachers, Postsecondary	230	67,170	39,146	81,182	61,845
25-1123	English Language and Literature Teachers, Postsecondary	250	68,679	54,792	75,623	70,693
25-1125	History Teachers, Postsecondary	50	77,197	45,915	92,838	72,979
25-1194	Vocational Education Teachers, Postsecondary	260	30.12	21.94	34.21	27.90
25-1199	Postsecondary Teachers, All Other	60	59,930	36,802	71,494	64,743
25-2011	Preschool Teachers, Except Special Education	2,020	13.93	10.19	15.81	12.83
25-2012	Kindergarten Teachers, Except Special Education	440	56,589	40,398	64,684	55,685
25-2021	Elementary School Teachers, Except Special Education	4,220	60,814	42,994	69,724	59,445
25-2022	Middle School Teachers, Except Special and Career/Technical Education	1,970	59,160	43,554	66,962	57,991
25-2031	Secondary School Teachers, Except Special and Career/Technical Education	2,650	59,595	44,677	67,054	58,262
25-2052	Special Education Teachers, Kindergarten and Elementary School	1,280	62,617	46,446	70,703	61,047
25-2053	Special Education Teachers, Middle School	NA	69,328	45,313	81,335	72,540
25-2054	Special Education Teachers, Secondary School	310	63,485	51,061	69,697	62,769
25-2059	Special Education Teachers, All Other	90	80,353	62,503	89,278	81,901
25-3011	Adult Basic and Secondary Education and Literacy Teachers and Instructors	310	29.98	24.55	32.69	29.93
25-3021	Self-Enrichment Education Teachers	350	17.81	9.53	21.95	13.44
25-3097	Teachers and Instructors, All Other, Except Substitute Teachers	630	39,930	21,112	49,339	33,597
25-3098	Substitute Teachers	NA	11.74	9.42	12.90	11.51
25-4011	Archivists	40	21.26	16.56	23.61	20.08
25-4012	Curators	60	26.59	18.64	30.57	25.72
25-4021	Librarians	410	33.98	22.88	39.53	34.89
25-4031	Library Technicians	260	19.25	12.97	22.39	19.07

SOC	OCCUPATIONAL TITLE	Empl	(\$) Mean	(\$) Entry	(\$) Exp	(\$) Median
25-9011	Audio-Visual and Multimedia Collections Specialists	60	21.07	14.61	24.30	21.39
25-9021	Farm and Home Management Advisors	80	26.72	17.50	31.34	27.24
25-9031	Instructional Coordinators	840	31.90	22.02	36.83	32.56
25-9041	Teacher Assistants	3,440	30,066	22,172	34,013	29,779
25-9099	Education, Training, and Library Workers, All Other	100	18.87	13.47	21.57	16.58
27-0000	Arts, Design, Entertainment, Sports, and Media Occupations	3,800	23.16	11.26	29.11	20.47
27-1011	Art Directors	40	38.39	30.06	42.55	38.13
27-1014	Multimedia Artists and Animators	NA	35.32	28.96	38.51	35.89
27-1021	Commercial and Industrial Designers	20	39.09	31.20	43.03	37.10
27-1023	Floral Designers	110	12.61	9.19	14.32	11.50
27-1024	Graphic Designers	450	25.01	17.36	28.83	23.51
27-1025	Interior Designers	180	23.20	12.86	28.38	20.82
27-1026	Merchandise Displayers and Window Trimmers	430	14.81	9.89	17.26	14.30
27-2012	Producers and Directors	80	29.12	20.96	33.20	29.24
27-2022	Coaches and Scouts	680	41,447	19,331	52,505	27,325
27-2023	Umpires, Referees, and Other Sports Officials	90	27,655	18,504	32,231	22,492
27-2042	Musicians and Singers	40	30.81	10.70	40.87	20.63
27-3022	Reporters and Correspondents	110	21.36	11.50	26.28	18.49
27-3031	Public Relations Specialists	600	29.43	17.37	35.46	27.16
27-3041	Editors	130	31.26	18.51	37.63	26.76
27-3042	Technical Writers	140	34.90	22.33	41.19	33.41
27-3091	Interpreters and Translators	NA	24.53	21.05	26.26	24.47
27-4011	Audio and Video Equipment Technicians	150	22.16	17.58	24.45	22.04
27-4021	Photographers	80	18.89	11.39	22.64	17.13
27-4031	Camera Operators, Television, Video, and Motion Picture	20	22.25	12.67	27.04	25.37
27-4099	Media and Communication Equipment Workers, All Other	10	35.32	29.34	38.31	34.51
29-0000	Healthcare Practitioners and Technical Occupations	30,160	40.18	20.39	50.08	32.29
29-1011	Chiropractors	130	56.08	41.02	63.62	56.91
29-1021	Dentists, General	340	113.52	59.14	140.72	N/A
29-1022	Oral and Maxillofacial Surgeons	NA	145.20	N/A	N/A	N/A

SOC	OCCUPATIONAL TITLE	Empl	(\$) Mean	(\$) Entry	(\$) Exp	(\$) Median
29-1031	Dietitians and Nutritionists	180	30.17	21.80	34.36	30.08
29-1041	Optometrists	120	63.77	37.93	76.70	63.85
29-1051	Pharmacists	1,110	56.52	49.13	60.22	57.38
29-1062	Family and General Practitioners	530	86.46	54.44	102.47	85.71
29-1063	Internists, General	110	90.54	44.55	113.53	83.76
29-1064	Obstetricians and Gynecologists	110	129.36	N/A	N/A	N/A
29-1066	Psychiatrists	60	92.61	27.52	125.16	94.41
29-1067	Surgeons	120	129.41	N/A	N/A	N/A
29-1069	Physicians and Surgeons, All Other	1,530	105.62	42.58	137.14	N/A
29-1071	Physician Assistants	440	49.78	38.70	55.33	48.81
29-1081	Podiatrists	80	82.63	62.56	92.66	72.87
29-1122	Occupational Therapists	300	41.31	31.96	45.98	40.51
29-1123	Physical Therapists	760	42.77	33.20	47.56	41.16
29-1124	Radiation Therapists	60	43.83	32.26	49.61	44.09
29-1125	Recreational Therapists	50	18.81	16.21	20.11	17.73
29-1126	Respiratory Therapists	360	29.61	23.79	32.52	29.26
29-1127	Speech-Language Pathologists	380	36.18	23.37	42.58	35.45
29-1128	Exercise Physiologists	30	22.78	15.13	26.61	20.51
29-1131	Veterinarians	200	50.29	32.88	59.00	47.58
29-1141	Registered Nurses	11,320	34.05	26.91	37.62	33.32
29-1161	Nurse Midwives	40	44.04	36.97	47.57	44.60
29-1171	Nurse Practitioners	610	49.57	41.09	53.81	47.57
29-1181	Audiologists	50	36.06	33.94	37.12	35.78
29-1199	Health Diagnosing and Treating Practitioners, All Other	30	40.09	32.43	43.92	39.75
29-2011	Medical and Clinical Laboratory Technologists	440	31.61	25.79	34.52	31.92
29-2012	Medical and Clinical Laboratory Technicians	160	20.44	15.35	22.98	19.20
29-2021	Dental Hygienists	640	34.85	27.45	38.55	35.02
29-2031	Cardiovascular Technologists and Technicians	300	27.81	18.24	32.59	27.19
29-2032	Diagnostic Medical Sonographers	160	35.19	30.13	37.72	35.04
29-2033	Nuclear Medicine Technologists	60	38.73	32.61	41.79	37.92
29-2034	Radiologic Technologists and Technicians	620	29.32	22.53	32.71	28.59
29-2035	Magnetic Resonance Imaging Technologists	140	35.29	30.81	37.54	35.34

SOC	OCCUPATIONAL TITLE	Empl	(\$) Mean	(\$) Entry	(\$) Exp	(\$) Median
29-2041	Emergency Medical Technicians and Paramedics	1,450	18.82	14.12	21.17	17.52
29-2051	Dietetic Technicians	120	15.07	11.13	17.04	14.36
29-2052	Pharmacy Technicians	1,460	15.34	10.75	17.64	14.18
29-2054	Respiratory Therapy Technicians	NA	24.79	19.77	27.30	26.29
29-2055	Surgical Technologists	340	21.97	17.61	24.14	21.66
29-2056	Veterinary Technologists and Technicians	380	15.05	12.30	16.43	14.21
29-2057	Ophthalmic Medical Technicians	230	19.50	14.80	21.85	19.31
29-2061	Licensed Practical and Licensed Vocational Nurses	2,120	24.20	19.31	26.64	24.31
29-2071	Medical Records and Health Information Technicians	410	18.98	14.30	21.32	17.92
29-2081	Opticians, Dispensing	430	17.84	12.19	20.67	18.29
29-2091	Orthotists and Prosthetists	40	31.42	19.14	37.56	31.54
29-2099	Health Technologists and Technicians, All Other	250	20.62	14.80	23.53	18.83
29-9011	Occupational Health and Safety Specialists	370	33.32	20.51	39.73	30.76
29-9012	Occupational Health and Safety Technicians	50	26.21	18.64	30.00	26.97
29-9091	Athletic Trainers	140	41,615	33,963	45,442	41,476
29-9099	Healthcare Practitioners and Technical Workers, All Other	60	25.96	14.08	31.91	20.61
31-0000	Healthcare Support Occupations	12,590	15.20	11.45	17.07	14.31
31-1011	Home Health Aides	1,690	15.04	10.75	17.19	13.77
31-1014	Nursing Assistants	5,270	13.94	11.72	15.05	13.76
31-1015	Orderlies	380	14.83	12.26	16.12	15.13
31-2011	Occupational Therapy Assistants	90	30.87	21.38	35.62	31.66
31-2012	Occupational Therapy Aides	20	18.99	10.21	23.38	15.21
31-2021	Physical Therapist Assistants	250	28.28	21.56	31.64	27.52
31-2022	Physical Therapist Aides	440	11.44	9.83	12.24	10.98
31-9011	Massage Therapists	90	27.40	11.08	35.57	22.39
31-9091	Dental Assistants	850	17.82	12.98	20.24	17.79
31-9092	Medical Assistants	2,130	15.21	12.18	16.72	14.96
31-9093	Medical Equipment Preparers	170	17.88	13.07	20.28	18.35
31-9094	Medical Transcriptionists	160	15.20	10.91	17.34	14.20
31-9095	Pharmacy Aides	NA	9.26	8.90	9.43	8.97
31-9096	Veterinary Assistants and Laboratory Animal Caretakers	220	12.77	10.24	14.04	11.76

SOC	OCCUPATIONAL TITLE	Empl	(\$) Mean	(\$) Entry	(\$) Exp	(\$) Median
31-9097	Phlebotomists	530	17.34	14.39	18.81	17.17
31-9099	Healthcare Support Workers, All Other	NA	21.72	17.99	23.59	21.25
33-0000	<u>Protective Service Occupations</u>	10,100	19.90	11.12	24.29	16.41
33-1012	First-Line Supervisors of Police and Detectives	310	47.75	38.09	52.58	47.92
33-1021	First-Line Supervisors of Fire Fighting and Prevention Workers	50	36.55	27.12	41.26	36.96
33-1099	First-Line Supervisors of Protective Service Workers, All Other	340	22.23	14.86	25.92	21.43
33-2011	Firefighters	430	21.99	15.45	25.26	21.08
33-2021	Fire Inspectors and Investigators	160	23.70	15.44	27.84	23.06
33-3021	Detectives and Criminal Investigators	90	44.83	25.03	54.74	44.39
33-3041	Parking Enforcement Workers	30	17.06	14.43	18.38	16.97
33-3051	Police and Sheriff's Patrol Officers	1,810	31.94	22.58	36.62	31.90
33-9021	Private Detectives and Investigators	100	26.50	16.51	31.50	22.76
33-9031	Gaming Surveillance Officers and Gaming Investigators	80	15.21	11.37	17.13	15.64
33-9032	Security Guards	3,490	12.71	10.16	13.99	11.79
33-9091	Crossing Guards	470	15.16	11.89	16.79	14.62
33-9092	Lifeguards, Ski Patrol, and Other Recreational Protective Service Workers	310	10.57	8.81	11.45	9.67
33-9099	Protective Service Workers, All Other	310	12.79	9.76	14.30	11.30
35-0000	<u>Food Preparation and Serving-Related Occupations</u>	41,390	11.49	8.83	12.82	9.60
35-1011	Chefs and Head Cooks	490	24.52	19.21	27.18	23.16
35-1012	First-Line Supervisors of Food Preparation and Serving Workers	3,380	18.45	12.55	21.40	18.05
35-2011	Cooks, Fast Food	720	9.33	8.91	9.54	9.14
35-2012	Cooks, Institution and Cafeteria	2,670	15.11	11.70	16.82	15.00
35-2014	Cooks, Restaurant	4,100	12.01	9.22	13.41	11.84
35-2015	Cooks, Short Order	120	10.68	8.78	11.62	10.00
35-2021	Food Preparation Workers	2,010	10.97	8.85	12.04	10.17
35-3011	Bartenders	2,110	11.07	8.82	12.20	9.64
35-3021	Combined Food Preparation and Serving Workers, Including Fast Food	11,720	9.67	8.87	10.07	9.18
35-3022	Counter Attendants, Cafeteria, Food Concession, and Coffee Shop	1,320	9.99	8.79	10.59	9.13
35-3031	Waiters and Waitresses	6,950	10.83	8.81	11.84	9.40
35-3041	Food Servers, Nonrestaurant	1,130	11.07	8.85	12.18	9.65

SOC	OCCUPATIONAL TITLE	Empl	(\$) Mean	(\$) Entry	(\$) Exp	(\$) Median
35-9011	Dining Room and Cafeteria Attendants and Bartender Helpers	1,270	9.04	8.75	9.19	8.88
35-9021	Dishwashers	1,520	9.70	8.78	10.16	9.14
35-9031	Hosts and Hostesses, Restaurant, Lounge, and Coffee Shop	1,770	9.30	8.81	9.54	9.00
35-9099	Food Preparation and Serving Related Workers, All Other	120	10.99	8.86	12.05	9.18
37-0000	<u>Building and Grounds Cleaning and Maintenance Occupations</u>	15,280	13.55	9.55	15.55	12.27
37-1011	First-Line Supervisors of Housekeeping and Janitorial Workers	690	21.13	14.19	24.59	21.23
37-1012	First-Line Supervisors of Landscaping and Groundskeeping Workers	290	26.20	21.07	28.77	25.90
37-2011	Janitors and Cleaners, Except Maids and Housekeeping Cleaners	8,630	12.65	9.23	14.35	11.62
37-2012	Maids and Housekeeping Cleaners	2,120	11.22	8.92	12.37	10.82
37-2019	Building Cleaning Workers, All Other	170	18.91	13.29	21.72	17.52
37-2021	Pest Control Workers	260	16.60	13.06	18.37	14.82
37-3011	Landscaping and Groundskeeping Workers	3,050	14.13	10.42	15.98	13.39
37-3012	Pesticide Handlers, Sprayers, and Applicators, Vegetation	50	15.64	11.78	17.57	15.92
37-3013	Tree Trimmers and Pruners	NA	21.38	13.82	25.16	22.37
39-0000	<u>Personal Care and Service Occupations</u>	14,600	12.99	9.29	14.84	11.15
39-1011	Gaming Supervisors	120	26.19	20.02	29.27	26.53
39-1012	Slot Supervisors	40	20.81	15.84	23.30	19.94
39-1021	First-Line Supervisors of Personal Service Workers	650	22.24	15.60	25.56	20.82
39-2011	Animal Trainers	50	14.41	9.45	16.89	11.91
39-2021	Nonfarm Animal Caretakers	660	10.72	8.83	11.67	9.96
39-3012	Gaming and Sports Book Writers and Runners	70	18.32	10.23	22.36	19.80
39-3031	Ushers, Lobby Attendants, and Ticket Takers	140	9.39	8.85	9.67	9.06
39-3091	Amusement and Recreation Attendants	1,420	10.57	8.83	11.43	9.57
39-3093	Locker Room, Coatroom, and Dressing Room Attendants	NA	10.11	8.90	10.72	9.31
39-4021	Funeral Attendants	200	14.33	9.75	16.63	13.90
39-4031	Morticians, Undertakers, and Funeral Directors	80	35.02	24.96	40.06	34.26
39-5012	Hairdressers, Hairstylists, and Cosmetologists	1,770	16.18	9.72	19.42	14.29
39-5092	Manicurists and Pedicurists	260	11.28	8.87	12.48	10.26
39-5093	Shampooers	370	9.44	8.87	9.73	9.16
39-5094	Skincare Specialists	NA	13.91	10.75	15.49	13.47

SOC	OCCUPATIONAL TITLE	Empl	(\$) Mean	(\$) Entry	(\$) Exp	(\$) Median
39-6011	Baggage Porters and Bellhops	30	11.89	8.90	13.39	10.18
39-6012	Concierges	10	13.45	10.43	14.97	11.79
39-7011	Tour Guides and Escorts	250	11.51	9.44	12.55	11.47
39-9011	Childcare Workers	1,580	10.53	8.81	11.40	9.75
39-9021	Personal Care Aides	3,880	11.24	10.63	11.54	11.04
39-9031	Fitness Trainers and Aerobics Instructors	980	17.30	10.36	20.77	15.69
39-9032	Recreation Workers	890	13.41	9.34	15.44	12.55
39-9041	Residential Advisors	310	12.09	10.05	13.11	11.22
39-9099	Personal Care and Service Workers, All Other	NA	9.22	8.99	9.34	9.04
41-0000	<u>Sales and Related Occupations</u>	48,140	18.28	9.05	22.89	12.00
41-1011	First-Line Supervisors of Retail Sales Workers	4,080	22.87	15.33	26.63	21.76
41-1012	First-Line Supervisors of Non-Retail Sales Workers	610	42.95	26.27	51.29	37.69
41-2011	Cashiers	11,800	10.05	8.88	10.63	9.36
41-2012	Gaming Change Persons and Booth Cashiers	NA	12.10	10.26	13.02	11.24
41-2021	Counter and Rental Clerks	1,180	15.67	10.66	18.17	14.24
41-2022	Parts Salespersons	770	16.08	10.24	19.00	15.03
41-2031	Retail Salespersons	17,750	12.04	8.90	13.61	10.36
41-3011	Advertising Sales Agents	300	25.91	15.13	31.29	22.65
41-3021	Insurance Sales Agents	1,070	30.35	15.01	38.02	23.67
41-3031	Securities, Commodities, and Financial Services Sales Agents	1,990	38.23	18.10	48.30	30.87
41-3041	Travel Agents	160	24.19	14.32	29.12	19.95
41-3099	Sales Representatives, Services, All Other	2,740	31.57	16.06	39.33	26.62
41-4011	Sales Reps., Wholesale and Manuf., Technical and Scientific Products	1,190	52.46	30.79	63.29	50.11
41-4012	Sales Reps., Wholesale and Manuf., Except Tech. and Scientific Products	2,810	31.90	18.56	38.57	28.06
41-9011	Demonstrators and Product Promoters	280	13.39	9.68	15.24	12.70
41-9022	Real Estate Sales Agents	610	22.91	14.99	26.88	19.51
41-9031	Sales Engineers	90	71.50	52.70	80.90	73.35
41-9041	Telemarketers	NA	14.06	9.68	16.26	13.21
41-9099	Sales and Related Workers, All Other	160	32.43	15.39	40.95	24.57

SOC	OCCUPATIONAL TITLE	Empl	(\$) ^{Mean}	(\$) ^{Entry}	(\$) ^{Exp}	(\$) ^{Median}
43-0000	<u>Office and Administrative Support Occupations</u>	74,140	18.18	11.61	21.46	16.87
43-1011	First-Line Supervisors of Office and Administrative Support Workers	5,320	28.75	19.08	33.59	27.29
43-2011	Switchboard Operators, Including Answering Service	210	12.55	9.82	13.91	11.60
43-2021	Telephone Operators	50	15.73	13.41	16.89	15.55
43-3011	Bill and Account Collectors	1,180	16.96	12.18	19.36	15.35
43-3021	Billing and Posting Clerks and Machine Operators	2,090	18.29	14.09	20.39	17.81
43-3031	Bookkeeping, Accounting, and Auditing Clerks	7,730	20.84	15.05	23.74	20.66
43-3041	Gaming Cage Workers	NA	12.30	9.60	13.66	11.59
43-3051	Payroll and Timekeeping Clerks	500	21.87	16.27	24.67	21.80
43-3061	Procurement Clerks	170	19.19	13.68	21.94	18.92
43-3071	Tellers	1,360	13.67	10.79	15.12	13.41
43-3099	Financial Clerks, All Other	200	24.60	17.43	28.18	24.08
43-4011	Brokerage Clerks	380	25.85	21.11	28.22	25.61
43-4031	Court, Municipal, and License Clerks	800	16.71	13.39	18.37	16.69
43-4041	Credit Authorizers, Checkers, and Clerks	NA	20.50	15.19	23.15	20.45
43-4051	Customer Service Representatives	9,300	17.02	11.36	19.86	16.27
43-4061	Eligibility Interviewers, Government Programs	150	16.23	12.83	17.93	14.85
43-4071	File Clerks	490	14.69	10.46	16.81	14.41
43-4081	Hotel, Motel, and Resort Desk Clerks	650	12.64	9.52	14.20	11.96
43-4111	Interviewers, Except Eligibility and Loan	720	17.70	14.02	19.54	17.47
43-4121	Library Assistants, Clerical	480	11.44	9.82	12.25	11.07
43-4131	Loan Interviewers and Clerks	960	18.67	13.67	21.18	18.15
43-4141	New Accounts Clerks	200	21.22	13.65	25.00	18.59
43-4151	Order Clerks	490	14.89	10.76	16.95	14.22
43-4161	Human Resources Assistants, Except Payroll and Timekeeping	610	17.81	14.62	19.40	17.48
43-4171	Receptionists and Information Clerks	2,440	12.61	9.98	13.93	12.00
43-4181	Reservation and Transportation Ticket Agents and Travel Clerks	40	17.86	14.39	19.59	15.93
43-4199	Information and Record Clerks, All Other	310	19.43	14.64	21.83	19.20
43-5031	Police, Fire, and Ambulance Dispatchers	250	20.57	16.23	22.74	19.82
43-5032	Dispatchers, Except Police, Fire, and Ambulance	660	19.31	15.15	21.38	18.63
43-5041	Meter Readers, Utilities	50	24.16	16.03	28.22	22.69
43-5051	Postal Service Clerks	270	23.58	16.83	26.96	27.30

SOC	OCCUPATIONAL TITLE	Empl	(\$) Mean	(\$) Entry	(\$) Exp	(\$) Median
43-5052	Postal Service Mail Carriers	1,030	24.63	17.36	28.26	28.13
43-5053	Postal Service Mail Sorters, Processors, and Processing Machine Operators	440	24.74	19.46	27.38	27.30
43-5061	Production, Planning, and Expediting Clerks	620	24.71	16.94	28.59	23.28
43-5071	Shipping, Receiving, and Traffic Clerks	3,260	14.80	12.05	16.17	14.11
43-5081	Stock Clerks and Order Fillers	5,440	12.13	8.99	13.69	11.06
43-5111	Weighers, Measurers, Checkers, and Samplers, Recordkeeping	220	13.10	8.81	15.24	11.70
43-6011	Executive Secretaries and Executive Administrative Assistants	1,400	28.44	20.93	32.19	28.00
43-6012	Legal Secretaries	880	25.84	17.19	30.17	26.04
43-6013	Medical Secretaries	4,010	17.02	12.92	19.07	16.81
43-6014	Secretaries and Administrative Assistants, Except Legal, Medical, and Executive	7,120	18.53	13.65	20.97	17.91
43-9011	Computer Operators	150	20.94	15.68	23.58	21.00
43-9021	Data Entry Keyers	NA	14.19	10.63	15.97	13.89
43-9022	Word Processors and Typists	120	21.24	14.50	24.61	20.76
43-9031	Desktop Publishers	NA	16.94	13.74	18.55	14.77
43-9041	Insurance Claims and Policy Processing Clerks	870	19.39	14.41	21.88	18.29
43-9051	Mail Clerks and Mail Machine Operators, Except Postal Service	460	13.48	9.64	15.40	12.60
43-9061	Office Clerks, General	6,380	14.07	9.70	16.26	13.42
43-9071	Office Machine Operators, Except Computer	400	16.02	11.89	18.08	16.22
43-9199	Office and Administrative Support Workers, All Other	460	18.00	12.50	20.75	17.30
45-0000	Farming, Fishing, and Forestry Occupations	840	16.34	10.32	19.35	14.63
45-1011	First-Line Supervisors of Farming, Fishing, and Forestry Workers	60	25.70	20.37	28.37	25.50
45-2011	Agricultural Inspectors	140	21.32	16.77	23.60	21.81
45-2041	Graders and Sorters, Agricultural Products	140	11.66	9.87	12.55	11.58
45-2092	Farmworkers and Laborers, Crop, Nursery, and Greenhouse	120	14.11	9.19	16.57	12.97
45-2093	Farmworkers, Farm, Ranch, and Aquacultural Animals	160	13.28	10.47	14.69	12.37
47-0000	Construction and Extraction Occupations	14,400	23.44	14.97	27.68	21.83
47-1011	First-Line Supervisors of Construction Trades and Extraction Workers	1,820	34.29	24.44	39.21	32.59
47-2011	Boilermakers	20	26.80	21.67	29.36	26.70
47-2021	Brickmasons and Blockmasons	220	26.22	21.41	28.63	26.82
47-2022	Stonemasons	50	17.49	12.11	20.18	15.98

SOC	OCCUPATIONAL TITLE	Empl	(\$) Mean	(\$) Entry	(\$) Exp	(\$) Median
47-2031	Carpenters	1,650	22.23	15.99	25.35	21.45
47-2041	Carpet Installers	180	20.70	16.77	22.67	19.34
47-2044	Tile and Marble Setters	NA	19.84	16.97	21.28	19.59
47-2051	Cement Masons and Concrete Finishers	400	20.82	15.43	23.51	19.27
47-2061	Construction Laborers	1,920	16.57	12.50	18.61	16.56
47-2071	Paving, Surfacing, and Tamping Equipment Operators	230	21.32	16.69	23.63	21.31
47-2073	Operating Engineers and Other Construction Equipment Operators	1,120	20.06	14.76	22.71	18.17
47-2081	Drywall and Ceiling Tile Installers	340	22.52	16.62	25.46	20.15
47-2111	Electricians	1,800	27.07	18.46	31.37	26.17
47-2121	Glaziers	NA	19.01	15.15	20.94	18.01
47-2131	Insulation Workers, Floor, Ceiling, and Wall	110	21.79	14.06	25.66	18.93
47-2132	Insulation Workers, Mechanical	200	20.70	14.70	23.69	20.99
47-2141	Painters, Construction and Maintenance	420	19.30	14.62	21.64	18.56
47-2142	Paperhangers	60	16.74	12.56	18.83	16.11
47-2151	Pipelayers	100	19.21	15.12	21.25	17.88
47-2152	Plumbers, Pipefitters, and Steamfitters	970	27.51	19.92	31.30	26.98
47-2181	Roofers	200	19.57	13.03	22.83	18.36
47-2211	Sheet Metal Workers	490	26.39	18.14	30.52	27.18
47-2221	Structural Iron and Steel Workers	NA	21.66	15.58	24.70	22.21
47-3011	Helpers--Brick-, Block-, Stonemasons, and Tile and Marble Setters	90	15.16	12.78	16.35	15.45
47-3012	Helpers--Carpenters	230	12.82	10.61	13.93	11.90
47-3013	Helpers--Electricians	180	13.00	10.09	14.45	12.87
47-3014	Helpers--Painters, Paperhangers, Plasterers, and Stucco Masons	30	14.95	10.99	16.93	14.33
47-3015	Helpers--Pipelayers, Plumbers, Pipefitters, and Steamfitters	130	13.93	12.66	14.56	13.84
47-3016	Helpers--Roofers	NA	15.60	13.28	16.77	14.36
47-3019	Helpers, Construction Trades, All Other	30	13.46	10.87	14.75	12.01
47-4011	Construction and Building Inspectors	500	26.72	20.28	29.93	26.43
47-4021	Elevator Installers and Repairers	50	34.51	23.30	40.12	33.54
47-4041	Hazardous Materials Removal Workers	NA	19.83	16.87	21.31	17.79
47-4051	Highway Maintenance Workers	40	16.22	11.54	18.56	15.87
47-4061	Rail-Track Laying and Maintenance Equipment Operators	50	29.19	23.97	31.80	28.33
47-4071	Septic Tank Servicers and Sewer Pipe Cleaners	100	19.29	14.37	21.75	18.51

SOC	OCCUPATIONAL TITLE	Empl	(\$) Mean	(\$) Entry	(\$) Exp	(\$) Median
47-4099	Construction and Related Workers, All Other	120	17.41	12.26	19.99	16.40
47-5021	Earth Drillers, Except Oil and Gas	30	22.14	17.61	24.41	22.23
49-0000	<u>Installation, Maintenance, and Repair Occupations</u>	16,870	24.13	14.74	28.82	23.13
49-1011	First-Line Supervisors of Mechanics, Installers, and Repairers	1,570	34.52	24.35	39.61	34.46
49-2011	Computer, Automated Teller, and Office Machine Repairers	390	19.08	12.31	22.47	18.28
49-2021	Radio, Cellular, and Tower Equipment Installers and Repairers	50	22.57	16.71	25.50	22.26
49-2091	Avionics Technicians	70	24.38	16.42	28.36	26.11
49-2092	Electric Motor, Power Tool, and Related Repairers	30	22.93	18.61	25.09	23.19
49-2094	Electrical and Electronics Repairers, Commercial and Industrial Equipment	210	30.51	23.97	33.78	31.27
49-2095	Electrical and Electronics Repairers, Powerhouse, Substation, and Relay	140	36.61	31.11	39.37	36.63
49-2096	Electronic Equipment Installers and Repairers, Motor Vehicles	90	18.07	13.30	20.46	19.57
49-2097	Electronic Home Entertainment Equipment Installers and Repairers	NA	22.32	17.21	24.88	22.38
49-2098	Security and Fire Alarm Systems Installers	150	24.94	19.83	27.49	24.37
49-3011	Aircraft Mechanics and Service Technicians	570	28.46	22.79	31.29	28.41
49-3021	Automotive Body and Related Repairers	490	21.91	16.14	24.80	20.09
49-3023	Automotive Service Technicians and Mechanics	1,950	20.30	14.05	23.42	18.55
49-3031	Bus and Truck Mechanics and Diesel Engine Specialists	460	23.50	18.74	25.88	23.07
49-3041	Farm Equipment Mechanics and Service Technicians	150	17.17	11.55	19.98	16.89
49-3042	Mobile Heavy Equipment Mechanics, Except Engines	430	23.38	16.53	26.80	23.14
49-3051	Motorboat Mechanics and Service Technicians	150	18.61	12.06	21.89	20.31
49-3053	Outdoor Power Equipment and Other Small Engine Mechanics	210	17.33	13.02	19.48	16.77
49-3092	Recreational Vehicle Service Technicians	50	15.90	12.59	17.56	16.37
49-3093	Tire Repairers and Changers	150	10.73	8.84	11.67	9.75
49-9012	Control and Valve Installers and Repairers, Except Mechanical Door	140	33.81	21.94	39.75	34.97
49-9021	Heating, Air Conditioning, and Refrigeration Mechanics and Installers	1,860	25.12	19.26	28.06	25.05
49-9031	Home Appliance Repairers	110	19.31	14.08	21.93	18.89
49-9041	Industrial Machinery Mechanics	900	26.72	19.34	30.41	26.87
49-9043	Maintenance Workers, Machinery	NA	22.85	19.45	24.54	22.83
49-9044	Millwrights	90	21.82	13.40	26.03	21.57
49-9051	Electrical Power-Line Installers and Repairers	360	36.98	27.36	41.78	38.63
49-9052	Telecommunications Line Installers and Repairers	260	32.58	26.61	35.57	34.65

SOC	OCCUPATIONAL TITLE	Empl	(\$) Mean	(\$) Entry	(\$) Exp	(\$) Median
49-9062	Medical Equipment Repairers	90	29.67	21.23	33.89	28.64
49-9069	Precision Instrument and Equipment Repairers, All Other	60	31.91	25.55	35.09	28.75
49-9071	Maintenance and Repair Workers, General	3,530	20.32	13.80	23.58	18.78
49-9094	Locksmiths and Safe Repairers	120	17.56	13.60	19.54	16.68
49-9098	Helpers--Installation, Maintenance, and Repair Workers	480	12.27	9.97	13.42	11.41
49-9099	Installation, Maintenance, and Repair Workers, All Other	360	19.92	12.69	23.53	18.04
51-0000	Production Occupations	18,600	17.75	10.54	21.35	14.77
51-1011	First-Line Supervisors of Production and Operating Workers	1,280	31.69	22.33	36.37	30.10
51-2022	Electrical and Electronic Equipment Assemblers	290	15.47	11.61	17.40	14.54
51-2023	Electromechanical Equipment Assemblers	50	22.36	19.71	23.69	22.19
51-2041	Structural Metal Fabricators and Fitters	130	19.43	15.35	21.48	19.13
51-2092	Team Assemblers	730	16.31	11.36	18.78	15.81
51-2099	Assemblers and Fabricators, All Other	570	14.67	10.51	16.75	14.00
51-3011	Bakers	410	12.38	9.07	14.04	11.38
51-3021	Butchers and Meat Cutters	310	17.40	12.34	19.93	17.55
51-3022	Meat, Poultry, and Fish Cutters and Trimmers	4,270	11.83	9.95	12.78	11.88
51-3023	Slaughterers and Meat Packers	410	11.52	9.39	12.58	11.07
51-3092	Food Batchmakers	210	12.03	10.89	12.59	11.58
51-3093	Food Cooking Machine Operators and Tenders	50	13.94	11.71	15.05	13.92
51-3099	Food Processing Workers, All Other	250	12.87	10.83	13.90	13.32
51-4011	Computer-Controlled Machine Tool Operators, Metal and Plastic	70	15.39	10.88	17.64	14.32
51-4021	Extruding and Drawing Machine Operators, and Tenders, Metal and Plastic	250	16.63	11.06	19.41	15.15
51-4023	Rolling Machine Setters, Operators, and Tenders, Metal and Plastic	70	23.36	15.11	27.49	19.27
51-4031	Cutting, Punching, and Press Machine Operators, Metal and Plastic	220	14.80	11.18	16.61	14.06
51-4033	Grinding, Lapping, Polishing, and Buffing Mach. Tool Operators, Metal and Plastic	NA	16.94	11.81	19.50	17.03
51-4041	Machinists	420	24.87	18.26	28.17	25.97
51-4072	Molding, Coremaking, and Casting Machine Operators, Metal and Plastic	NA	17.04	11.60	19.76	16.48
51-4121	Welders, Cutters, Solderers, and Brazers	420	23.87	15.83	27.88	23.62
51-4122	Welding, Soldering, and Brazing Machine Setters, Operators, and Tenders	30	16.53	13.85	17.87	16.59
51-4193	Plating and Coating Machine Operators, and Tenders, Metal and Plastic	40	16.80	13.04	18.68	15.55
51-5111	Prepress Technicians and Workers	30	22.76	17.50	25.40	23.08

SOC	OCCUPATIONAL TITLE	Empl	(\$) Mean	(\$) Entry	(\$) Exp	(\$) Median
51-5112	Printing Press Operators	300	20.57	13.84	23.94	19.61
51-5113	Print Binding and Finishing Workers	50	17.41	9.63	21.30	17.44
51-6011	Laundry and Dry-Cleaning Workers	730	11.19	8.86	12.36	10.09
51-6021	Pressers, Textile, Garment, and Related Materials	40	9.81	8.96	10.24	9.64
51-6031	Sewing Machine Operators	130	14.63	9.96	16.96	15.60
51-6052	Tailors, Dressmakers, and Custom Sewers	50	15.33	12.21	16.89	14.35
51-6093	Upholsterers	140	18.81	15.02	20.70	18.13
51-7011	Cabinetmakers and Bench Carpenters	230	19.04	12.17	22.48	19.19
51-7042	Woodworking Machine Setters, Operators, and Tenders, Except Sawing	70	18.36	12.53	21.28	20.10
51-8021	Stationary Engineers and Boiler Operators	40	30.23	24.50	33.09	31.24
51-8031	Water and Wastewater Treatment Plant and System Operators	420	22.20	15.51	25.55	21.82
51-8091	Chemical Plant and System Operators	90	31.99	25.07	35.44	33.40
51-8092	Gas Plant Operators	50	29.41	19.77	34.23	27.81
51-8099	Plant and System Operators, All Other	20	24.13	18.06	27.16	22.16
51-9011	Chemical Equipment Operators and Tenders	650	24.39	17.15	28.00	23.92
51-9012	Separating, Filtering, Clarifying, Precipitating, and Still Machine Operators	60	19.61	15.94	21.44	18.14
51-9021	Crushing, Grinding, and Polishing Machine Setters, Operators, and Tenders	40	17.81	13.53	19.96	17.83
51-9023	Mixing and Blending Machine Setters, Operators, and Tenders	NA	20.30	15.67	22.62	19.42
51-9032	Cutting and Slicing Machine Setters, Operators, and Tenders	190	17.53	12.47	20.06	17.25
51-9041	Extruding, Forming, Pressing, and Compacting Machine Operators	110	18.93	16.85	19.97	18.71
51-9061	Inspectors, Testers, Sorters, Samplers, and Weighers	940	20.23	12.03	24.34	18.54
51-9071	Jewelers and Precious Stone and Metal Workers	NA	18.26	12.03	21.37	20.34
51-9081	Dental Laboratory Technicians	NA	14.20	10.94	15.83	12.68
51-9082	Medical Appliance Technicians	60	18.37	11.26	21.93	17.14
51-9111	Packaging and Filling Machine Operators and Tenders	730	14.39	10.05	16.57	13.44
51-9121	Coating, Painting, and Spraying Machine Setters, Operators, and Tenders	70	15.43	10.20	18.04	12.75
51-9122	Painters, Transportation Equipment	190	20.97	13.82	24.54	20.45
51-9151	Photographic Process Workers and Processing Machine Operators	70	13.84	10.66	15.44	12.46
51-9191	Adhesive Bonding Machine Operators and Tenders	50	11.44	9.01	12.65	9.65
51-9192	Cleaning, Washing, and Metal Pickling Equipment Operators and Tenders	160	12.12	9.30	13.54	11.21
51-9195	Molders, Shapers, and Casters, Except Metal and Plastic	80	14.56	11.39	16.15	13.67
51-9196	Paper Goods Machine Setters, Operators, and Tenders	160	24.53	20.37	26.61	25.26

SOC	OCCUPATIONAL TITLE	Empl	(\$) Mean	(\$) Entry	(\$) Exp	(\$) Median
51-9198	Helpers--Production Workers	340	13.19	9.98	14.79	12.48
51-9199	Production Workers, All Other	100	17.02	11.41	19.82	15.10
53-0000	Transportation and Material Moving Occupations	30,090	15.74	9.58	18.83	13.85
53-1021	First-Line Supervisors of Helpers, Laborers, and Material Movers, Hand	630	25.47	17.27	29.57	24.89
53-1031	First-Line Supervisors of Transportation and Vehicle Operators	680	30.83	20.50	35.99	30.52
53-2012	Commercial Pilots	270	96,032	67,718	110,189	92,339
53-2021	Air Traffic Controllers	30	48.53	36.96	54.32	44.52
53-3011	Ambulance Drivers and Attendants, Except Emergency Medical Technicians	60	14.01	10.91	15.56	14.32
53-3021	Bus Drivers, Transit and Intercity	480	19.07	13.22	22.00	17.77
53-3022	Bus Drivers, School or Special Client	2,160	15.45	12.19	17.08	15.27
53-3031	Driver/Sales Workers	1,590	13.42	8.88	15.69	10.58
53-3032	Heavy and Tractor-Trailer Truck Drivers	3,910	19.93	14.38	22.71	18.96
53-3033	Light Truck or Delivery Services Drivers	2,300	16.30	10.04	19.44	14.13
53-3041	Taxi Drivers and Chauffeurs	530	12.31	10.35	13.29	11.87
53-3099	Motor Vehicle Operators, All Other	NA	12.82	8.95	14.75	9.70
53-4011	Locomotive Engineers	60	30.82	22.64	34.90	29.90
53-5011	Sailors and Marine Oilers	50	19.38	12.29	22.93	18.45
53-5021	Captains, Mates, and Pilots of Water Vessels	80	31.68	20.47	37.29	30.64
53-6021	Parking Lot Attendants	310	10.56	8.90	11.39	9.82
53-6031	Automotive and Watercraft Service Attendants	240	11.26	9.44	12.17	10.94
53-6061	Transportation Attendants, Except Flight Attendants	20	14.72	9.10	17.53	11.74
53-7021	Crane and Tower Operators	70	26.03	19.65	29.22	24.84
53-7032	Excavating and Loading Machine and Dragline Operators	200	21.35	16.64	23.70	20.27
53-7051	Industrial Truck and Tractor Operators	1,060	17.48	12.69	19.87	16.93
53-7061	Cleaners of Vehicles and Equipment	920	11.14	8.88	12.27	10.08
53-7062	Laborers and Freight, Stock, and Material Movers, Hand	5,400	13.62	9.92	15.47	12.14
53-7063	Machine Feeders and Offbearers	280	19.16	13.80	21.84	20.73
53-7064	Packers and Packagers, Hand	NA	11.47	8.83	12.79	10.43
53-7081	Refuse and Recyclable Material Collectors	440	19.93	14.35	22.73	20.25

NEW CASTLE COUNTY

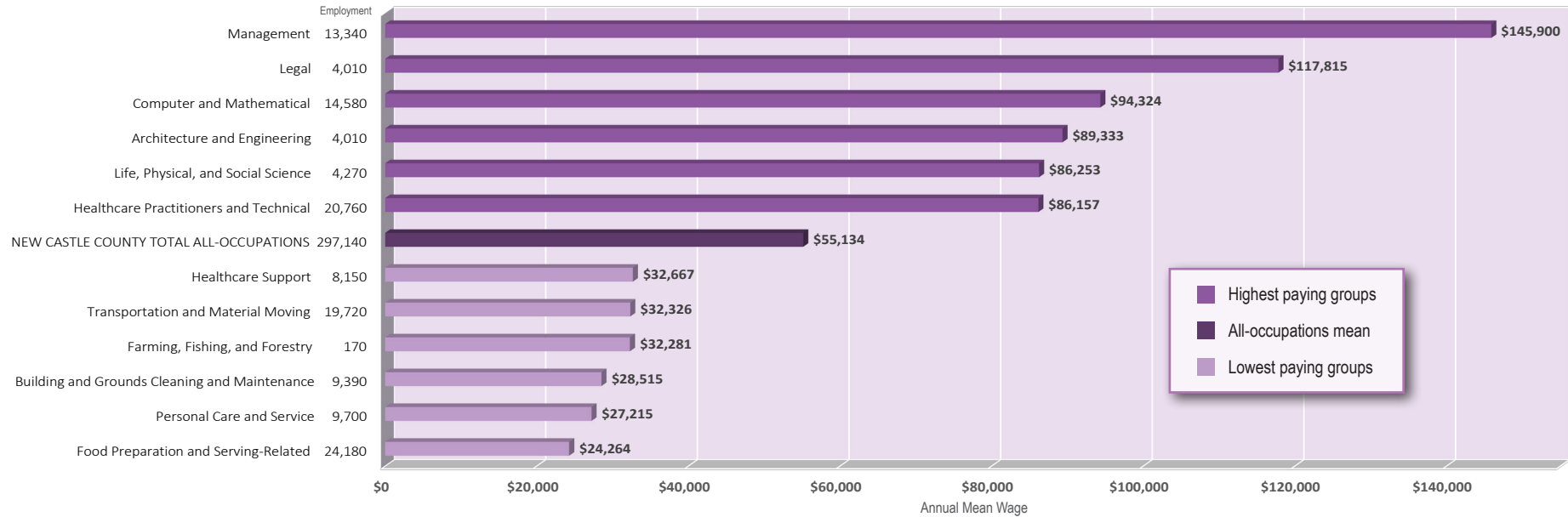


Delaware Wages 2016

<https://lmi.delawareworks.com>

NEW CASTLE COUNTY

Annual Mean Wages and Employment for the Highest and Lowest Paying Major Occupational Groups



Annual Mean Wages and Employment for the Highest and Lowest Paying Occupations

SOC	OCCUPATIONAL TITLE	(\$) Annual Mean	Empl
29-1067	Surgeons	\$285,243	60
29-1064	Obstetricians and Gynecologists	\$274,352	80
11-1011	Chief Executives	\$256,607	180
29-1021	Dentists, General	\$249,803	260
11-9121	Natural Sciences Managers	\$206,576	370
29-1069	Physicians and Surgeons, All Other	\$205,386	1,210
00-0000	NEW CASTLE COUNTY TOTAL ALL-OCCUPATIONS	\$55,134	297,140
35-9021	Dishwashers	\$19,824	860
35-2011	Cooks, Fast Food	\$19,796	260
39-3031	Ushers, Lobby Attendants, and Ticket Takers	\$19,492	130
35-9031	Hosts and Hostesses, Restaurant, Lounge, and Coffee Shop	\$19,275	900
39-5093	Shampooers	\$19,117	260
35-9011	Dining Room and Cafeteria Attendants and Bartender Helpers	\$18,708	900

SOC	OCCUPATIONAL TITLE	Empl	(\$) <i>Mean</i>	(\$) <i>Entry</i>	(\$) <i>Exp</i>	(\$) <i>Median</i>
00-0000	<i>Total all occupations</i>	297,140	26.51	10.93	34.30	19.96
11-0000	<u>Management Occupations</u>	13,340	70.14	38.51	85.96	63.47
11-1011	Chief Executives	180	123.37	N/A	N/A	N/A
11-1021	General and Operations Managers	2,790	76.36	41.60	93.74	66.11
11-2021	Marketing Managers	540	84.48	59.82	96.81	79.02
11-2022	Sales Managers	690	86.52	53.47	103.04	79.64
11-2031	Public Relations and Fundraising Managers	180	73.21	43.20	88.21	64.22
11-3011	Administrative Services Managers	620	57.64	38.29	67.31	52.95
11-3021	Computer and Information Systems Managers	1,110	79.45	53.51	92.43	74.25
11-3031	Financial Managers	1,640	81.22	52.07	95.79	72.93
11-3051	Industrial Production Managers	160	60.94	43.70	69.56	58.62
11-3061	Purchasing Managers	110	66.60	49.42	75.18	67.91
11-3071	Transportation, Storage, and Distribution Managers	250	66.37	44.63	77.25	66.32
11-3111	Compensation and Benefits Managers	40	71.38	47.59	83.27	64.46
11-3121	Human Resources Managers	360	69.06	46.72	80.22	64.38
11-3131	Training and Development Managers	60	59.74	43.60	67.82	54.31
11-9021	Construction Managers	360	54.50	37.92	62.79	53.57
11-9031	Education Administrators, Preschool and Childcare Center/Program	270	23.46	16.62	26.88	18.68
11-9032	Education Administrators, Elementary and Secondary School	440	108,364	83,138	120,978	112,767
11-9033	Education Administrators, Postsecondary	190	68.28	38.55	83.15	55.67
11-9039	Education Administrators, All Other	40	60.35	32.24	74.40	42.60
11-9041	Architectural and Engineering Managers	NA	73.03	55.96	81.56	70.93
11-9051	Food Service Managers	220	37.31	24.47	43.74	31.72
11-9061	Funeral Service Managers	20	55.97	44.63	61.65	56.17
11-9081	Lodging Managers	50	35.65	28.75	39.10	33.75
11-9111	Medical and Health Services Managers	610	62.21	39.53	73.56	51.69
11-9121	Natural Sciences Managers	370	99.32	67.24	115.35	90.53
11-9131	Postmasters and Mail Superintendents	10	39.02	32.90	42.07	38.27
11-9141	Property, Real Estate, and Community Association Managers	280	32.92	20.15	39.30	27.93
11-9151	Social and Community Service Managers	530	32.41	24.96	36.13	31.11
11-9199	Managers, All Other	710	68.89	43.46	81.61	64.26

SOC	OCCUPATIONAL TITLE	Empl	(\$) Mean	(\$) Entry	(\$) Exp	(\$) Median
13-0000	<u>Business and Financial Operations Occupations</u>	23,740	37.77	23.54	44.89	34.00
13-1022	Wholesale and Retail Buyers, Except Farm Products	150	26.98	18.87	31.04	26.72
13-1023	Purchasing Agents, Except Wholesale, Retail, and Farm Products	570	35.23	22.57	41.57	33.97
13-1031	Claims Adjusters, Examiners, and Investigators	340	31.48	23.34	35.54	32.15
13-1041	Compliance Officers	680	39.21	22.68	47.48	36.27
13-1051	Cost Estimators	710	34.84	25.02	39.75	32.71
13-1071	Human Resources Specialists	1,710	30.89	19.64	36.51	29.06
13-1111	Management Analysts	1,830	41.19	25.89	48.83	38.12
13-1121	Meeting, Convention, and Event Planners	190	23.63	15.07	27.92	22.29
13-1131	Fundraisers	220	26.79	18.22	31.07	26.01
13-1141	Compensation, Benefits, and Job Analysis Specialists	120	35.76	23.01	42.14	31.72
13-1151	Training and Development Specialists	770	33.20	22.15	38.72	31.71
13-1161	Market Research Analysts and Marketing Specialists	1,730	38.90	24.60	46.05	36.51
13-1199	Business Operations Specialists, All Other	980	34.60	22.92	40.45	34.28
13-2011	Accountants and Auditors	5,010	38.56	25.52	45.08	35.13
13-2021	Appraisers and Assessors of Real Estate	NA	34.27	24.90	38.95	31.06
13-2031	Budget Analysts	80	38.80	28.50	43.95	37.51
13-2041	Credit Analysts	1,090	34.57	18.20	42.75	27.85
13-2051	Financial Analysts	3,390	41.22	25.49	49.09	34.53
13-2052	Personal Financial Advisors	520	59.70	29.79	74.65	50.90
13-2053	Insurance Underwriters	180	32.65	21.58	38.19	32.57
13-2061	Financial Examiners	NA	43.03	29.16	49.97	37.41
13-2071	Credit Counselors	80	22.99	16.91	26.03	23.60
13-2072	Loan Officers	730	33.40	18.09	41.05	30.60
13-2081	Tax Examiners and Collectors, and Revenue Agents	80	29.69	19.40	34.84	28.00
13-2099	Financial Specialists, All Other	520	32.75	23.91	37.17	31.03
15-0000	<u>Computer and Mathematical Occupations</u>	14,580	45.35	29.02	53.51	44.96
15-1111	Computer and Information Research Scientists	NA	45.18	32.57	51.48	42.43
15-1121	Computer Systems Analysts	3,250	45.67	32.77	52.12	45.29
15-1122	Information Security Analysts	450	49.30	34.81	56.55	48.96
15-1131	Computer Programmers	750	42.38	30.05	48.55	38.89

SOC	OCCUPATIONAL TITLE	Empl	(\$) Mean	(\$) Entry	(\$) Exp	(\$) Median
15-1132	Software Developers, Applications	3,280	48.11	33.02	55.65	48.03
15-1133	Software Developers, Systems Software	1,540	56.21	44.05	62.29	56.13
15-1134	Web Developers	320	39.24	24.17	46.77	40.95
15-1141	Database Administrators	540	45.02	29.21	52.93	44.85
15-1142	Network and Computer Systems Administrators	1,000	40.57	27.02	47.34	38.71
15-1143	Computer Network Architects	560	59.37	42.09	68.00	62.49
15-1151	Computer User Support Specialists	1,200	27.69	19.67	31.70	26.41
15-1152	Computer Network Support Specialists	530	34.70	21.07	41.52	33.29
15-1199	Computer Occupations, All Other	110	37.86	26.92	43.33	36.54
15-2011	Actuaries	70	48.10	32.69	55.80	51.50
15-2031	Operations Research Analysts	840	44.21	29.53	51.56	44.13
15-2041	Statisticians	120	55.54	40.19	63.21	52.90
17-0000	Architecture and Engineering Occupations	4,010	42.95	25.34	51.75	40.09
17-1011	Architects, Except Landscape and Naval	110	41.89	31.25	47.21	39.76
17-1022	Surveyors	50	32.54	26.46	35.58	31.04
17-2041	Chemical Engineers	490	57.10	34.89	68.20	57.58
17-2051	Civil Engineers	530	45.93	31.40	53.20	43.78
17-2071	Electrical Engineers	350	49.58	37.32	55.70	48.25
17-2111	Health and Safety Engineers	100	42.90	30.85	48.93	38.22
17-2112	Industrial Engineers	370	45.58	31.93	52.41	44.13
17-2141	Mechanical Engineers	590	47.91	32.76	55.48	46.20
17-2199	Engineers, All Other	30	50.51	39.96	55.78	52.83
17-3011	Architectural and Civil Drafters	240	27.22	19.35	31.15	25.96
17-3012	Electrical and Electronics Drafters	40	31.94	24.38	35.72	32.40
17-3013	Mechanical Drafters	110	29.68	20.46	34.29	28.86
17-3022	Civil Engineering Technicians	250	21.12	16.06	23.65	19.16
17-3023	Electrical and Electronics Engineering Technicians	170	26.60	19.03	30.38	27.11
17-3025	Environmental Engineering Technicians	30	26.79	15.54	32.42	22.95
17-3027	Mechanical Engineering Technicians	60	34.12	26.86	37.75	33.69
17-3029	Engineering Technicians, Except Drafters, All Other	10	26.06	17.20	30.49	24.88
17-3031	Surveying and Mapping Technicians	50	19.66	15.73	21.62	19.82

SOC	OCCUPATIONAL TITLE	Empl	(\$) Mean	(\$) Entry	(\$) Exp	(\$) Median
19-0000	<u>Life, Physical, and Social Science Occupations</u>	4,270	41.47	24.28	50.06	37.44
19-1013	Soil and Plant Scientists	80	25.08	20.47	27.39	23.75
19-1021	Biochemists and Biophysicists	130	47.95	28.88	57.48	48.06
19-1022	Microbiologists	100	33.10	22.08	38.61	29.99
19-1031	Conservation Scientists	20	25.89	19.41	29.13	25.53
19-2032	Materials Scientists	70	38.87	21.17	47.72	34.48
19-2042	Geoscientists, Except Hydrologists and Geographers	60	42.96	22.03	53.43	40.84
19-3011	Economists	10	38.47	27.14	44.13	32.72
19-3031	Clinical, Counseling, and School Psychologists	260	36.30	25.74	41.59	36.11
19-3051	Urban and Regional Planners	100	36.19	25.40	41.58	33.08
19-4021	Biological Technicians	100	24.61	16.32	28.75	23.77
19-4031	Chemical Technicians	610	29.98	21.17	34.38	32.02
19-4091	Environmental Science and Protection Technicians, Including Health	150	19.33	14.97	21.51	18.50
19-4099	Life, Physical, and Social Science Technicians, All Other	10	22.66	21.03	23.47	22.78
21-0000	<u>Community and Social Services Occupations</u>	4,390	22.05	14.85	25.65	20.24
21-1011	Substance Abuse and Behavioral Disorder Counselors	240	18.87	14.69	20.96	17.79
21-1012	Educational, Guidance, School, and Vocational Counselors	650	28.63	19.22	33.33	28.28
21-1013	Marriage and Family Therapists	150	24.57	22.90	25.40	24.52
21-1014	Mental Health Counselors	390	19.95	13.02	23.41	19.59
21-1015	Rehabilitation Counselors	210	17.58	12.91	19.92	16.50
21-1019	Counselors, All Other	40	15.59	11.77	17.49	15.21
21-1021	Child, Family, and School Social Workers	770	18.73	15.53	20.34	17.72
21-1022	Healthcare Social Workers	330	25.49	19.28	28.60	25.28
21-1023	Mental Health and Substance Abuse Social Workers	260	29.73	17.59	35.80	23.41
21-1091	Health Educators	120	31.62	21.25	36.81	31.72
21-1093	Social and Human Service Assistants	560	16.78	12.41	18.97	16.09
21-1094	Community Health Workers	120	17.44	13.61	19.36	16.54
21-1099	Community and Social Service Specialists, All Other	200	19.15	13.90	21.78	18.32
21-2011	Clergy	50	25.46	21.53	27.43	23.89

SOC	OCCUPATIONAL TITLE	Empl	(\$) Mean	(\$) Entry	(\$) Exp	(\$) Median
23-0000	<u>Legal Occupations</u>	4,010	56.64	22.44	73.74	42.62
23-1011	Lawyers	2,240	79.04	42.00	97.56	71.11
23-2011	Paralegals and Legal Assistants	930	28.14	20.13	32.14	26.27
23-2093	Title Examiners, Abstractors, and Searchers	NA	21.80	20.04	22.68	22.07
23-2099	Legal Support Workers, All Other	490	25.96	18.64	29.62	23.42
25-0000	<u>Education, Training, and Library Occupations</u>	15,550	26.27	13.42	32.70	24.24
25-1011	Business Teachers, Postsecondary	280	85,974	41,801	108,061	74,469
25-1021	Computer Science Teachers, Postsecondary	80	85,116	52,319	101,514	75,418
25-1022	Mathematical Science Teachers, Postsecondary	130	76,060	50,894	88,643	71,437
25-1052	Chemistry Teachers, Postsecondary	80	86,424	58,188	100,541	77,164
25-1066	Psychology Teachers, Postsecondary	50	87,396	43,864	109,162	78,870
25-1067	Sociology Teachers, Postsecondary	60	81,138	54,839	94,287	74,391
25-1071	Health Specialties Teachers, Postsecondary	170	111,709	56,796	139,165	79,607
25-1072	Nursing Instructors and Teachers, Postsecondary	170	78,723	52,810	91,680	73,147
25-1081	Education Teachers, Postsecondary	NA	78,044	43,526	95,303	73,193
25-1111	Criminal Justice and Law Enforcement Teachers, Postsecondary	20	75,446	51,173	87,583	75,664
25-1113	Social Work Teachers, Postsecondary	50	76,449	53,759	87,794	71,634
25-1121	Art, Drama, and Music Teachers, Postsecondary	230	67,170	39,146	81,182	61,845
25-1123	English Language and Literature Teachers, Postsecondary	170	67,725	55,561	73,807	70,466
25-1125	History Teachers, Postsecondary	40	77,032	45,495	92,801	72,459
25-1194	Vocational Education Teachers, Postsecondary	140	31.94	20.18	37.82	33.36
25-1199	Postsecondary Teachers, All Other	40	52,185	32,333	62,112	49,329
25-2011	Preschool Teachers, Except Special Education	1,500	12.87	10.12	14.24	12.43
25-2012	Kindergarten Teachers, Except Special Education	360	57,786	40,608	66,375	57,151
25-2021	Elementary School Teachers, Except Special Education	3,230	61,362	42,310	70,888	60,270
25-2022	Middle School Teachers, Except Special and Career/Technical Education	1,410	58,938	43,079	66,868	56,794
25-2031	Secondary School Teachers, Except Special and Career/Technical Education	680	60,415	42,432	69,406	58,626
25-2052	Special Education Teachers, Kindergarten and Elementary School	950	63,533	46,139	72,230	61,654
25-2054	Special Education Teachers, Secondary School	50	65,606	52,155	72,332	63,553
25-2059	Special Education Teachers, All Other	NA	80,472	65,525	87,945	80,005
25-3011	Adult Basic and Secondary Education and Literacy Teachers and Instructors	80	26.84	17.05	31.73	28.04

SOC	OCCUPATIONAL TITLE	Empl	(\$) Mean	(\$) Entry	(\$) Exp	(\$) Median
25-3021	Self-Enrichment Education Teachers	230	16.58	9.66	20.04	11.75
25-3097	Teachers and Instructors, All Other, Except Substitute Teachers	440	36,494	21,411	44,036	32,717
25-4011	Archivists	20	23.49	17.40	26.54	21.83
25-4012	Curators	50	26.32	18.22	30.38	25.72
25-4021	Librarians	250	36.71	26.88	41.63	37.83
25-4031	Library Technicians	170	21.61	15.83	24.49	21.78
25-9011	Audio-Visual and Multimedia Collections Specialists	30	19.61	13.08	22.88	19.87
25-9031	Instructional Coordinators	580	30.33	20.27	35.36	29.62
25-9041	Teacher Assistants	2,250	30,059	21,714	34,232	29,797
25-9099	Education, Training, and Library Workers, All Other	50	20.76	13.47	24.40	18.97
27-0000	Arts, Design, Entertainment, Sports, and Media Occupations	2,870	23.89	11.93	29.87	21.50
27-1011	Art Directors	40	38.25	29.96	42.40	37.85
27-1014	Multimedia Artists and Animators	NA	35.32	28.96	38.51	35.89
27-1023	Floral Designers	60	13.67	9.89	15.56	13.47
27-1024	Graphic Designers	350	26.22	18.61	30.02	24.73
27-1025	Interior Designers	100	25.46	15.12	30.62	22.79
27-1026	Merchandise Displayers and Window Trimmers	320	14.95	10.03	17.41	14.81
27-2012	Producers and Directors	60	30.31	23.63	33.64	30.34
27-2022	Coaches and Scouts	540	41,015	19,469	51,788	27,286
27-3031	Public Relations Specialists	460	30.91	19.60	36.56	27.93
27-3041	Editors	90	29.82	19.27	35.10	28.48
27-3042	Technical Writers	120	34.98	21.55	41.70	33.66
27-3043	Writers and Authors	40	23.69	14.30	28.38	21.55
27-3091	Interpreters and Translators	NA	24.55	20.96	26.35	24.48
27-4011	Audio and Video Equipment Technicians	130	22.33	17.83	24.58	22.19
27-4012	Broadcast Technicians	NA	11.96	8.95	13.46	9.22
27-4021	Photographers	60	18.70	11.94	22.08	18.45
27-4031	Camera Operators, Television, Video, and Motion Picture	NA	19.70	11.16	23.98	19.25

SOC	OCCUPATIONAL TITLE	Empl	(\$) ^{Mean}	(\$) ^{Entry}	(\$) ^{Exp}	(\$) ^{Median}
29-0000	<u>Healthcare Practitioners and Technical Occupations</u>	20,760	41.42	21.53	51.37	33.02
29-1011	Chiropractors	100	57.65	47.72	62.62	57.76
29-1021	Dentists, General	260	120.10	N/A	N/A	N/A
29-1031	Dietitians and Nutritionists	100	30.84	22.53	35.00	29.98
29-1041	Optometrists	90	61.43	33.64	75.33	56.26
29-1051	Pharmacists	590	58.65	53.18	61.38	58.44
29-1062	Family and General Practitioners	340	87.04	57.53	101.80	87.06
29-1064	Obstetricians and Gynecologists	80	131.90	N/A	N/A	N/A
29-1066	Psychiatrists	60	89.45	24.43	121.96	93.15
29-1067	Surgeons	60	137.14	N/A	N/A	N/A
29-1069	Physicians and Surgeons, All Other	1,210	98.74	34.20	131.01	N/A
29-1071	Physician Assistants	310	49.16	40.17	53.66	48.74
29-1081	Podiatrists	70	74.06	61.12	80.53	70.83
29-1122	Occupational Therapists	250	41.41	32.38	45.93	40.20
29-1123	Physical Therapists	520	41.94	33.03	46.39	41.17
29-1125	Recreational Therapists	40	18.90	16.47	20.11	17.88
29-1126	Respiratory Therapists	230	29.79	24.42	32.48	29.20
29-1127	Speech-Language Pathologists	260	37.66	24.98	44.00	37.25
29-1128	Exercise Physiologists	30	22.48	14.85	26.29	19.97
29-1131	Veterinarians	110	53.69	33.64	63.72	51.26
29-1141	Registered Nurses	8,230	34.15	26.93	37.76	33.52
29-1161	Nurse Midwives	20	42.40	34.11	46.55	39.89
29-1171	Nurse Practitioners	430	47.90	41.89	50.91	46.57
29-1181	Audiologists	30	36.84	33.02	38.75	36.22
29-2011	Medical and Clinical Laboratory Technologists	280	32.10	26.82	34.75	32.68
29-2012	Medical and Clinical Laboratory Technicians	100	20.98	15.70	23.62	19.92
29-2021	Dental Hygienists	450	35.34	27.99	39.01	35.34
29-2031	Cardiovascular Technologists and Technicians	200	26.61	18.16	30.84	24.01
29-2032	Diagnostic Medical Sonographers	100	35.62	31.29	37.79	35.30
29-2033	Nuclear Medicine Technologists	40	39.58	33.71	42.52	38.42
29-2034	Radiologic Technologists and Technicians	380	28.78	22.40	31.97	28.10
29-2035	Magnetic Resonance Imaging Technologists	100	35.37	32.09	37.00	35.24

SOC	OCCUPATIONAL TITLE	Empl	(\$) Mean	(\$) Entry	(\$) Exp	(\$) Median
29-2041	Emergency Medical Technicians and Paramedics	720	20.36	16.83	22.13	18.31
29-2051	Dietetic Technicians	20	17.15	13.07	19.19	16.80
29-2052	Pharmacy Technicians	990	16.34	11.23	18.89	15.36
29-2054	Respiratory Therapy Technicians	NA	24.79	19.77	27.30	26.29
29-2055	Surgical Technologists	220	22.44	18.76	24.28	22.12
29-2056	Veterinary Technologists and Technicians	250	14.63	11.97	15.96	13.97
29-2057	Ophthalmic Medical Technicians	190	19.72	15.15	22.01	20.04
29-2061	Licensed Practical and Licensed Vocational Nurses	1,270	25.84	20.56	28.48	26.28
29-2071	Medical Records and Health Information Technicians	290	19.15	14.89	21.27	18.16
29-2081	Opticians, Dispensing	310	17.28	11.12	20.35	17.53
29-2091	Orthotists and Prosthetists	40	32.09	19.74	38.27	32.22
29-2099	Health Technologists and Technicians, All Other	150	20.51	14.06	23.73	19.78
29-9011	Occupational Health and Safety Specialists	250	36.43	22.75	43.27	35.45
29-9012	Occupational Health and Safety Technicians	40	26.24	18.36	30.18	27.14
29-9091	Athletic Trainers	100	40,649	33,497	44,225	38,877
31-0000	<u>Healthcare Support Occupations</u>	8,150	15.71	11.77	17.67	14.77
31-1011	Home Health Aides	1,330	15.70	11.30	17.90	14.18
31-1014	Nursing Assistants	3,060	14.21	12.26	15.19	14.02
31-2011	Occupational Therapy Assistants	70	31.95	22.26	36.80	32.78
31-2012	Occupational Therapy Aides	20	18.99	10.21	23.38	15.21
31-2021	Physical Therapist Assistants	160	28.84	21.39	32.57	27.66
31-2022	Physical Therapist Aides	280	11.22	9.52	12.07	10.78
31-9011	Massage Therapists	NA	36.19	17.75	45.41	43.53
31-9091	Dental Assistants	580	18.11	13.00	20.67	18.19
31-9092	Medical Assistants	1,320	15.87	12.54	17.54	15.91
31-9093	Medical Equipment Preparers	120	18.35	13.49	20.78	19.24
31-9094	Medical Transcriptionists	70	17.28	12.22	19.81	17.85
31-9096	Veterinary Assistants and Laboratory Animal Caretakers	110	12.50	9.84	13.82	11.42
31-9097	Phlebotomists	410	17.69	15.22	18.93	17.47
31-9099	Healthcare Support Workers, All Other	NA	21.55	18.48	23.08	20.58

SOC	OCCUPATIONAL TITLE	Empl	(\$) Mean	(\$) Entry	(\$) Exp	(\$) Median
33-0000	<u>Protective Service Occupations</u>	6,610	19.11	10.51	23.42	15.51
33-1012	First-Line Supervisors of Police and Detectives	160	48.64	41.21	52.35	47.92
33-1021	First-Line Supervisors of Fire Fighting and Prevention Workers	50	36.99	27.75	41.61	37.28
33-1099	First-Line Supervisors of Protective Service Workers, All Other	240	21.84	14.20	25.65	20.95
33-2011	Firefighters	400	22.17	15.62	25.45	21.37
33-2021	Fire Inspectors and Investigators	110	22.47	14.64	26.39	18.79
33-3021	Detectives and Criminal Investigators	70	45.92	25.10	56.33	50.17
33-3041	Parking Enforcement Workers	30	16.94	15.29	17.77	17.00
33-3051	Police and Sheriff's Patrol Officers	1,070	32.60	23.97	36.91	33.11
33-9021	Private Detectives and Investigators	NA	25.33	15.92	30.04	21.76
33-9032	Security Guards	2,980	12.70	10.20	13.95	11.74
33-9091	Crossing Guards	390	15.25	11.99	16.87	14.99
33-9099	Protective Service Workers, All Other	150	12.44	10.12	13.59	11.19
35-0000	<u>Food Preparation and Serving-Related Occupations</u>	24,180	11.67	8.82	13.09	9.69
35-1011	Chefs and Head Cooks	340	24.73	19.48	27.35	22.93
35-1012	First-Line Supervisors of Food Preparation and Serving Workers	1,980	18.25	12.84	20.95	17.58
35-2011	Cooks, Fast Food	260	9.52	8.95	9.80	9.33
35-2012	Cooks, Institution and Cafeteria	1,600	15.82	12.12	17.68	15.75
35-2014	Cooks, Restaurant	2,360	12.19	9.28	13.64	12.40
35-2015	Cooks, Short Order	NA	10.83	8.98	11.76	10.42
35-2021	Food Preparation Workers	1,290	10.86	8.86	11.86	9.88
35-3011	Bartenders	1,130	11.78	8.76	13.28	10.79
35-3021	Combined Food Preparation and Serving Workers, Including Fast Food	7,360	9.71	8.86	10.14	9.18
35-3022	Counter Attendants, Cafeteria, Food Concession, and Coffee Shop	790	10.52	8.72	11.42	9.22
35-3031	Waiters and Waitresses	3,490	11.06	8.79	12.19	9.48
35-3041	Food Servers, Nonrestaurant	750	11.66	8.86	13.06	10.33
35-9011	Dining Room and Cafeteria Attendants and Bartender Helpers	900	8.99	8.71	9.14	8.84
35-9021	Dishwashers	860	9.53	8.78	9.90	9.06
35-9031	Hosts and Hostesses, Restaurant, Lounge, and Coffee Shop	900	9.27	8.78	9.51	8.97
35-9099	Food Preparation and Serving Related Workers, All Other	100	10.74	8.86	11.68	9.07

SOC	OCCUPATIONAL TITLE	Empl	(\$) Mean	(\$) Entry	(\$) Exp	(\$) Median
37-0000	<u>Building and Grounds Cleaning and Maintenance Occupations</u>	9,390	13.71	9.54	15.79	12.44
37-1011	First-Line Supervisors of Housekeeping and Janitorial Workers	440	22.46	14.88	26.26	22.39
37-1012	First-Line Supervisors of Landscaping and Groundskeeping Workers	130	27.59	21.69	30.54	27.43
37-2011	Janitors and Cleaners, Except Maids and Housekeeping Cleaners	6,040	12.79	9.14	14.62	11.74
37-2012	Maids and Housekeeping Cleaners	830	11.45	9.03	12.66	11.16
37-2019	Building Cleaning Workers, All Other	110	17.75	13.28	19.99	17.21
37-2021	Pest Control Workers	150	16.75	13.31	18.46	14.65
37-3011	Landscaping and Groundskeeping Workers	1,650	14.03	10.61	15.73	13.53
37-3013	Tree Trimmers and Pruners	NA	21.38	13.82	25.16	22.37
39-0000	<u>Personal Care and Service Occupations</u>	9,700	13.08	9.32	14.97	11.26
39-1021	First-Line Supervisors of Personal Service Workers	500	22.37	15.47	25.83	20.91
39-2011	Animal Trainers	30	18.29	12.58	21.14	17.72
39-2021	Nonfarm Animal Caretakers	500	10.82	8.84	11.81	10.20
39-3031	Ushers, Lobby Attendants, and Ticket Takers	130	9.37	8.84	9.64	9.04
39-3091	Amusement and Recreation Attendants	780	10.90	8.84	11.93	9.73
39-3093	Locker Room, Coatroom, and Dressing Room Attendants	NA	10.11	8.90	10.72	9.31
39-4021	Funeral Attendants	120	14.69	9.87	17.10	14.85
39-4031	Morticians, Undertakers, and Funeral Directors	40	35.36	27.08	39.50	31.10
39-5012	Hairdressers, Hairstylists, and Cosmetologists	1,190	16.16	9.58	19.45	14.31
39-5092	Manicurists and Pedicurists	230	11.05	8.87	12.14	9.71
39-5093	Shampooers	260	9.19	8.87	9.35	9.03
39-5094	Skincare Specialists	NA	14.08	10.74	15.75	14.77
39-6011	Baggage Porters and Bellhops	30	10.29	8.89	11.00	9.75
39-6012	Concierges	10	13.45	10.43	14.97	11.79
39-7011	Tour Guides and Escorts	210	11.77	9.66	12.82	11.93
39-9011	Childcare Workers	1,090	10.17	8.79	10.87	9.47
39-9021	Personal Care Aides	2,640	11.48	10.67	11.89	11.21
39-9031	Fitness Trainers and Aerobics Instructors	660	18.27	10.95	21.94	17.68
39-9032	Recreation Workers	540	12.81	9.13	14.66	12.51
39-9041	Residential Advisors	250	12.23	10.54	13.08	11.35

SOC	OCCUPATIONAL TITLE	Empl	(\$) Mean	(\$) Entry	(\$) Exp	(\$) Median
41-0000	<u>Sales and Related Occupations</u>	31,260	19.55	9.07	24.79	12.51
41-1011	First-Line Supervisors of Retail Sales Workers	2,320	23.56	15.67	27.51	22.52
41-1012	First-Line Supervisors of Non-Retail Sales Workers	470	44.35	26.48	53.29	38.45
41-2011	Cashiers	7,570	10.06	8.87	10.65	9.36
41-2021	Counter and Rental Clerks	690	16.84	11.53	19.50	14.96
41-2022	Parts Salespersons	420	17.01	9.98	20.53	15.67
41-2031	Retail Salespersons	10,490	11.78	8.89	13.23	10.10
41-3011	Advertising Sales Agents	190	25.46	16.77	29.80	23.19
41-3021	Insurance Sales Agents	870	28.98	14.60	36.17	22.67
41-3031	Securities, Commodities, and Financial Services Sales Agents	1,870	38.50	18.49	48.50	31.09
41-3041	Travel Agents	130	26.82	16.72	31.88	21.55
41-3099	Sales Representatives, Services, All Other	2,170	32.61	16.31	40.75	27.47
41-4011	Sales Reps., Wholesale and Manuf., Technical and Scientific Products	1,000	52.51	31.21	63.16	50.29
41-4012	Sales Reps., Wholesale and Manuf., Except Tech. and Scientific Products	1,980	32.67	19.34	39.33	28.40
41-9011	Demonstrators and Product Promoters	150	13.60	9.49	15.66	13.35
41-9022	Real Estate Sales Agents	390	21.60	14.37	25.21	18.22
41-9031	Sales Engineers	NA	67.98	47.85	78.05	70.68
41-9041	Telemarketers	NA	14.19	9.96	16.31	13.37
43-0000	<u>Office and Administrative Support Occupations</u>	53,020	18.90	11.94	22.38	17.48
43-1011	First-Line Supervisors of Office and Administrative Support Workers	3,920	30.26	20.25	35.26	28.73
43-2011	Switchboard Operators, Including Answering Service	110	13.22	10.15	14.75	12.18
43-2021	Telephone Operators	40	15.76	13.44	16.93	15.71
43-3011	Bill and Account Collectors	910	17.22	12.22	19.72	15.26
43-3021	Billing and Posting Clerks and Machine Operators	1,420	19.12	14.83	21.27	18.55
43-3031	Bookkeeping, Accounting, and Auditing Clerks	5,870	21.71	15.56	24.79	21.91
43-3051	Payroll and Timekeeping Clerks	410	22.37	17.11	25.00	22.23
43-3061	Procurement Clerks	100	19.73	13.27	22.96	20.14
43-3071	Tellers	870	14.03	11.05	15.52	13.67
43-3099	Financial Clerks, All Other	200	24.64	17.44	28.24	24.14
43-4011	Brokerage Clerks	NA	25.93	21.22	28.28	25.66
43-4031	Court, Municipal, and License Clerks	380	16.28	13.02	17.91	16.33

SOC	OCCUPATIONAL TITLE	Empl	(\$) Mean	(\$) Entry	(\$) Exp	(\$) Median
43-4041	Credit Authorizers, Checkers, and Clerks	1,140	20.16	14.99	22.74	19.99
43-4051	Customer Service Representatives	7,510	17.73	12.00	20.60	16.89
43-4061	Eligibility Interviewers, Government Programs	110	16.22	13.19	17.73	14.74
43-4071	File Clerks	340	14.68	10.32	16.86	14.06
43-4081	Hotel, Motel, and Resort Desk Clerks	210	12.30	10.21	13.34	12.17
43-4111	Interviewers, Except Eligibility and Loan	440	18.37	15.31	19.90	18.07
43-4121	Library Assistants, Clerical	340	11.44	10.20	12.07	11.15
43-4131	Loan Interviewers and Clerks	780	18.42	13.73	20.76	17.85
43-4141	New Accounts Clerks	170	21.95	13.96	25.95	19.36
43-4151	Order Clerks	310	15.58	11.19	17.77	14.66
43-4161	Human Resources Assistants, Except Payroll and Timekeeping	460	17.93	14.88	19.46	17.51
43-4171	Receptionists and Information Clerks	1,660	12.74	9.89	14.17	11.97
43-4199	Information and Record Clerks, All Other	190	19.20	14.89	21.35	18.52
43-5031	Police, Fire, and Ambulance Dispatchers	160	21.31	16.65	23.64	20.64
43-5032	Dispatchers, Except Police, Fire, and Ambulance	460	18.97	15.47	20.72	18.48
43-5041	Meter Readers, Utilities	30	22.54	15.49	26.07	24.92
43-5051	Postal Service Clerks	150	23.79	16.67	27.35	27.30
43-5052	Postal Service Mail Carriers	590	24.98	17.47	28.74	28.77
43-5053	Postal Service Mail Sorters, Processors, and Processing Machine Operators	430	24.71	19.37	27.37	27.30
43-5061	Production, Planning, and Expediting Clerks	470	25.22	17.02	29.31	23.34
43-5071	Shipping, Receiving, and Traffic Clerks	2,550	14.59	12.35	15.71	14.01
43-5081	Stock Clerks and Order Fillers	3,120	12.39	9.21	13.98	11.33
43-5111	Weighers, Measurers, Checkers, and Samplers, Recordkeeping	140	11.46	8.82	12.78	9.26
43-6011	Executive Secretaries and Executive Administrative Assistants	1,110	29.70	22.67	33.21	29.48
43-6012	Legal Secretaries	710	27.36	19.72	31.18	27.09
43-6013	Medical Secretaries	2,800	17.53	13.58	19.51	17.28
43-6014	Secretaries and Administrative Assistants, Except Legal, Medical, and Executive	4,640	18.85	13.75	21.40	18.02
43-9011	Computer Operators	100	21.55	16.89	23.89	21.56
43-9021	Data Entry Keyers	740	14.13	10.47	15.97	13.93
43-9022	Word Processors and Typists	100	21.27	14.25	24.78	21.46
43-9031	Desktop Publishers	NA	17.15	14.03	18.70	14.85
43-9041	Insurance Claims and Policy Processing Clerks	660	20.15	15.07	22.69	19.12

SOC	OCCUPATIONAL TITLE	Empl	(\$) Mean	(\$) Entry	(\$) Exp	(\$) Median
43-9051	Mail Clerks and Mail Machine Operators, Except Postal Service	330	13.53	9.29	15.65	12.42
43-9061	Office Clerks, General	4,300	14.31	9.60	16.67	13.64
43-9071	Office Machine Operators, Except Computer	400	16.03	11.91	18.10	16.24
43-9199	Office and Administrative Support Workers, All Other	280	18.58	12.95	21.39	18.04
45-0000	Farming, Fishing, and Forestry Occupations	170	15.52	9.46	18.55	13.69
45-2092	Farmworkers and Laborers, Crop, Nursery, and Greenhouse	NA	10.52	8.78	11.39	9.22
47-0000	Construction and Extraction Occupations	9,090	24.85	15.57	29.50	23.49
47-1011	First-Line Supervisors of Construction Trades and Extraction Workers	1,230	36.53	26.47	41.56	34.58
47-2011	Boilermakers	20	26.80	21.67	29.36	26.70
47-2021	Brickmasons and Blockmasons	150	27.04	23.10	29.01	27.32
47-2031	Carpenters	1,020	24.06	17.70	27.24	23.56
47-2041	Carpet Installers	80	23.52	18.48	26.05	22.78
47-2044	Tile and Marble Setters	NA	19.61	17.20	20.81	19.38
47-2051	Cement Masons and Concrete Finishers	300	21.28	16.06	23.89	19.77
47-2061	Construction Laborers	1,220	17.14	13.25	19.09	17.09
47-2071	Paving, Surfacing, and Tamping Equipment Operators	130	22.46	18.82	24.28	22.28
47-2073	Operating Engineers and Other Construction Equipment Operators	560	22.32	15.29	25.84	21.43
47-2081	Drywall and Ceiling Tile Installers	150	24.86	17.12	28.73	23.66
47-2111	Electricians	1,170	27.98	18.84	32.55	27.50
47-2132	Insulation Workers, Mechanical	140	22.45	17.35	25.00	22.70
47-2141	Painters, Construction and Maintenance	310	20.14	15.66	22.38	19.48
47-2142	Paperhangers	60	16.74	12.56	18.83	16.11
47-2151	Pipelayers	60	20.39	15.27	22.95	18.74
47-2152	Plumbers, Pipefitters, and Steamfitters	670	28.51	20.14	32.70	28.09
47-2181	Roofers	180	20.60	14.40	23.70	19.45
47-2211	Sheet Metal Workers	310	26.80	17.60	31.41	27.04
47-2221	Structural Iron and Steel Workers	NA	21.39	15.04	24.57	21.98
47-3012	Helpers--Carpenters	NA	12.61	10.68	13.58	11.59
47-3013	Helpers--Electricians	80	14.23	11.73	15.48	13.60
47-3015	Helpers--Pipelayers, Plumbers, Pipefitters, and Steamfitters	50	13.87	11.43	15.09	13.70

SOC	OCCUPATIONAL TITLE	Empl	(\$) Mean	(\$) Entry	(\$) Exp	(\$) Median
47-3019	Helpers, Construction Trades, All Other	NA	13.76	10.92	15.18	12.02
47-4011	Construction and Building Inspectors	340	27.41	21.30	30.47	26.76
47-4021	Elevator Installers and Repairers	40	33.08	23.84	37.70	32.72
47-4071	Septic Tank Servicers and Sewer Pipe Cleaners	90	18.67	14.19	20.91	18.15
47-4099	Construction and Related Workers, All Other	60	19.23	13.49	22.09	17.92
49-0000	<u>Installation, Maintenance, and Repair Occupations</u>	10,360	24.97	15.28	29.81	24.03
49-1011	First-Line Supervisors of Mechanics, Installers, and Repairers	980	35.90	26.28	40.71	35.33
49-2011	Computer, Automated Teller, and Office Machine Repairers	340	19.18	12.43	22.56	18.37
49-2021	Radio, Cellular, and Tower Equipment Installers and Repairers	10	28.28	27.03	28.90	26.96
49-2091	Avionics Technicians	40	22.33	14.27	26.36	25.64
49-2094	Electrical and Electronics Repairers, Commercial and Industrial Equipment	150	32.29	26.14	35.37	33.21
49-2095	Electrical and Electronics Repairers, Powerhouse, Substation, and Relay	120	36.63	31.63	39.13	36.62
49-2096	Electronic Equipment Installers and Repairers, Motor Vehicles	90	18.11	13.29	20.52	19.73
49-2098	Security and Fire Alarm Systems Installers	110	25.35	19.68	28.19	24.75
49-3011	Aircraft Mechanics and Service Technicians	360	28.24	20.87	31.92	27.80
49-3021	Automotive Body and Related Repairers	340	22.15	16.48	24.98	19.95
49-3023	Automotive Service Technicians and Mechanics	1,110	21.25	14.26	24.74	19.40
49-3031	<u>Bus and Truck Mechanics and Diesel Engine Specialists</u>	310	24.59	19.98	26.89	24.12
49-3042	Mobile Heavy Equipment Mechanics, Except Engines	290	25.00	18.46	28.27	25.16
49-3043	Rail Car Repairers	80	18.49	15.46	20.00	17.26
49-3051	Motorboat Mechanics and Service Technicians	NA	20.05	15.14	22.50	21.75
49-3053	Outdoor Power Equipment and Other Small Engine Mechanics	NA	17.71	13.16	19.98	17.27
49-3093	Tire Repairers and Changers	60	10.36	8.92	11.08	9.30
49-9012	Control and Valve Installers and Repairers, Except Mechanical Door	60	34.39	24.85	39.15	34.57
49-9021	Heating, Air Conditioning, and Refrigeration Mechanics and Installers	1,170	26.18	19.86	29.35	25.99
49-9041	Industrial Machinery Mechanics	480	29.63	23.61	32.64	29.69
49-9043	Maintenance Workers, Machinery	NA	23.13	20.28	24.55	23.04
49-9044	Millwrights	40	25.14	17.57	28.93	26.45
49-9051	Electrical Power-Line Installers and Repairers	130	34.32	24.04	39.46	34.80
49-9052	Telecommunications Line Installers and Repairers	170	31.39	22.48	35.85	34.23
49-9062	Medical Equipment Repairers	80	30.99	23.29	34.84	29.48

SOC	OCCUPATIONAL TITLE	Empl	(\$) Mean	(\$) Entry	(\$) Exp	(\$) Median
49-9069	Precision Instrument and Equipment Repairers, All Other	60	32.44	26.03	35.65	29.09
49-9071	Maintenance and Repair Workers, General	2,220	21.47	14.15	25.13	20.08
49-9091	Coin, Vending, and Amusement Machine Servicers and Repairers	50	18.04	11.91	21.10	17.70
49-9094	Locksmiths and Safe Repairers	110	17.61	13.81	19.51	16.79
49-9098	Helpers--Installation, Maintenance, and Repair Workers	320	12.38	9.92	13.60	11.51
49-9099	Installation, Maintenance, and Repair Workers, All Other	240	19.17	13.01	22.25	18.09
51-0000	Production Occupations	7,980	21.23	11.89	25.90	19.13
51-1011	First-Line Supervisors of Production and Operating Workers	660	33.65	23.90	38.53	31.78
51-2022	Electrical and Electronic Equipment Assemblers	250	15.97	12.17	17.88	14.90
51-2041	Structural Metal Fabricators and Fitters	70	20.98	16.64	23.15	21.36
51-2092	Team Assemblers	230	15.26	10.62	17.59	14.18
51-2099	Assemblers and Fabricators, All Other	420	13.99	10.65	15.65	13.82
51-3011	Bakers	230	13.13	9.29	15.04	12.45
51-3021	Butchers and Meat Cutters	190	17.36	13.52	19.27	17.17
51-3022	Meat, Poultry, and Fish Cutters and Trimmers	110	11.99	9.52	13.23	12.34
51-4011	Computer-Controlled Machine Tool Operators, Metal and Plastic	60	15.00	10.80	17.09	14.12
51-4031	Cutting, Punching, and Press Machine Operators, Metal and Plastic	120	14.57	10.34	16.69	13.58
51-4033	Grinding, Lapping, Polishing, and Buffing Mach. Tool Operators, Metal and Plastic	NA	18.41	15.03	20.10	17.99
51-4041	Machinists	240	25.53	19.33	28.63	25.88
51-4072	Molding, Coremaking, and Casting Machine Operators, Metal and Plastic	30	16.68	11.89	19.08	16.15
51-4121	Welders, Cutters, Solderers, and Brazers	260	25.42	17.99	29.13	25.11
51-4122	Welding, Soldering, and Brazing Machine Setters, Operators, and Tenders	30	16.53	13.85	17.87	16.59
51-4193	Plating and Coating Machine Operators, and Tenders, Metal and Plastic	40	16.96	13.04	18.92	15.85
51-5111	Prepress Technicians and Workers	30	23.15	18.37	25.54	23.36
51-5112	Printing Press Operators	210	22.40	15.50	25.84	22.94
51-5113	Print Binding and Finishing Workers	50	17.41	9.63	21.30	17.44
51-6011	Laundry and Dry-Cleaning Workers	470	11.28	8.87	12.48	9.98
51-6031	Sewing Machine Operators	50	13.76	10.56	15.35	11.92
51-6052	Tailors, Dressmakers, and Custom Sewers	20	18.67	13.18	21.41	19.73
51-6093	Upholsterers	NA	18.51	13.73	20.89	18.01
51-7011	Cabinetmakers and Bench Carpenters	150	18.92	12.44	22.16	19.89

SOC	OCCUPATIONAL TITLE	Empl	(\$) Mean	(\$) Entry	(\$) Exp	(\$) Median
51-7042	Woodworking Machine Setters, Operators, and Tenders, Except Sawing	30	14.85	9.55	17.50	14.94
51-8021	Stationary Engineers and Boiler Operators	30	30.29	24.46	33.20	31.25
51-8031	Water and Wastewater Treatment Plant and System Operators	270	23.68	16.29	27.38	24.23
51-8091	Chemical Plant and System Operators	90	31.99	25.07	35.44	33.40
51-8092	Gas Plant Operators	NA	33.13	24.07	37.67	30.15
51-9011	Chemical Equipment Operators and Tenders	520	25.48	18.33	29.06	25.13
51-9012	Separating, Filtering, Clarifying, Precipitating, and Still Machine Operators	30	20.03	17.22	21.43	18.43
51-9021	Crushing, Grinding, and Polishing Machine Setters ,Operators, and Tenders	30	19.21	14.95	21.35	19.91
51-9023	Mixing and Blending Machine Setters, Operators, and Tenders	210	19.97	16.20	21.86	19.21
51-9032	Cutting and Slicing Machine Setters, Operators, and Tenders	190	17.55	12.50	20.08	17.34
51-9041	Extruding, Forming, Pressing, and Compacting Machine Operators	40	18.33	16.49	19.25	18.18
51-9061	Inspectors, Testers, Sorters, Samplers, and Weighers	480	23.19	13.33	28.12	23.83
51-9081	Dental Laboratory Technicians	10	27.93	19.12	32.34	27.86
51-9082	Medical Appliance Technicians	30	20.95	14.63	24.10	18.54
51-9111	Packaging and Filling Machine Operators and Tenders	290	16.12	11.46	18.45	14.33
51-9121	Coating, Painting, and Spraying Machine Setters, Operators, and Tenders	50	15.79	10.47	18.45	12.40
51-9122	Painters, Transportation Equipment	150	21.62	14.11	25.38	21.76
51-9151	Photographic Process Workers and Processing Machine Operators	40	13.60	10.65	15.07	11.58
51-9191	Adhesive Bonding Machine Operators and Tenders	NA	14.57	10.92	16.40	13.46
51-9195	Molders, Shapers, and Casters, Except Metal and Plastic	NA	16.04	12.68	17.71	14.50
51-9196	Paper Goods Machine Setters, Operators, and Tenders	10	17.49	15.78	18.34	17.56
51-9198	Helpers--Production Workers	220	13.89	10.08	15.80	13.26
51-9199	Production Workers, All Other	50	19.51	11.61	23.45	19.08
53-0000	Transportation and Material Moving Occupations	19,720	15.54	9.42	18.60	13.63
53-1021	First-Line Supervisors of Helpers, Laborers, and Material Movers, Hand	390	24.83	16.48	29.00	24.13
53-1031	First-Line Supervisors of Transportation and Vehicle Operators	420	31.03	20.04	36.52	30.88
53-2012	Commercial Pilots	240	90,468	65,800	102,802	89,515
53-3011	Ambulance Drivers and Attendants, Except Emergency Medical Technicians	NA	14.18	10.44	16.05	15.22
53-3021	Bus Drivers, Transit and Intercity	380	19.49	13.13	22.68	18.83
53-3022	Bus Drivers, School or Special Client	980	15.81	13.16	17.14	15.27
53-3031	Driver/Sales Workers	960	13.17	8.86	15.32	9.95

SOC	OCCUPATIONAL TITLE	Empl	(\$) Mean	(\$) Entry	(\$) Exp	(\$) Median
53-3032	Heavy and Tractor-Trailer Truck Drivers	2,110	21.54	15.04	24.79	20.45
53-3033	Light Truck or Delivery Services Drivers	1,420	16.58	10.27	19.73	14.52
53-3041	Taxi Drivers and Chauffeurs	350	12.44	10.37	13.48	11.97
53-3099	Motor Vehicle Operators, All Other	NA	13.65	8.95	16.01	11.42
53-5021	Captains, Mates, and Pilots of Water Vessels	50	32.41	19.59	38.81	31.52
53-6021	Parking Lot Attendants	210	10.69	8.91	11.58	10.20
53-6031	Automotive and Watercraft Service Attendants	NA	10.94	9.39	11.71	10.84
53-7021	Crane and Tower Operators	40	28.32	21.71	31.63	25.75
53-7032	Excavating and Loading Machine and Dragline Operators	150	21.61	16.80	24.02	20.34
53-7051	Industrial Truck and Tractor Operators	730	18.41	14.06	20.59	17.82
53-7061	Cleaners of Vehicles and Equipment	540	11.22	8.86	12.39	10.16
53-7062	Laborers and Freight, Stock, and Material Movers, Hand	3,040	13.35	9.85	15.10	11.85
53-7063	Machine Feeders and Offbearers	70	14.29	13.59	14.64	14.13
53-7064	Packers and Packagers, Hand	NA	11.55	8.82	12.91	10.65
53-7081	Refuse and Recyclable Material Collectors	350	20.44	14.87	23.22	20.69

KENT COUNTY

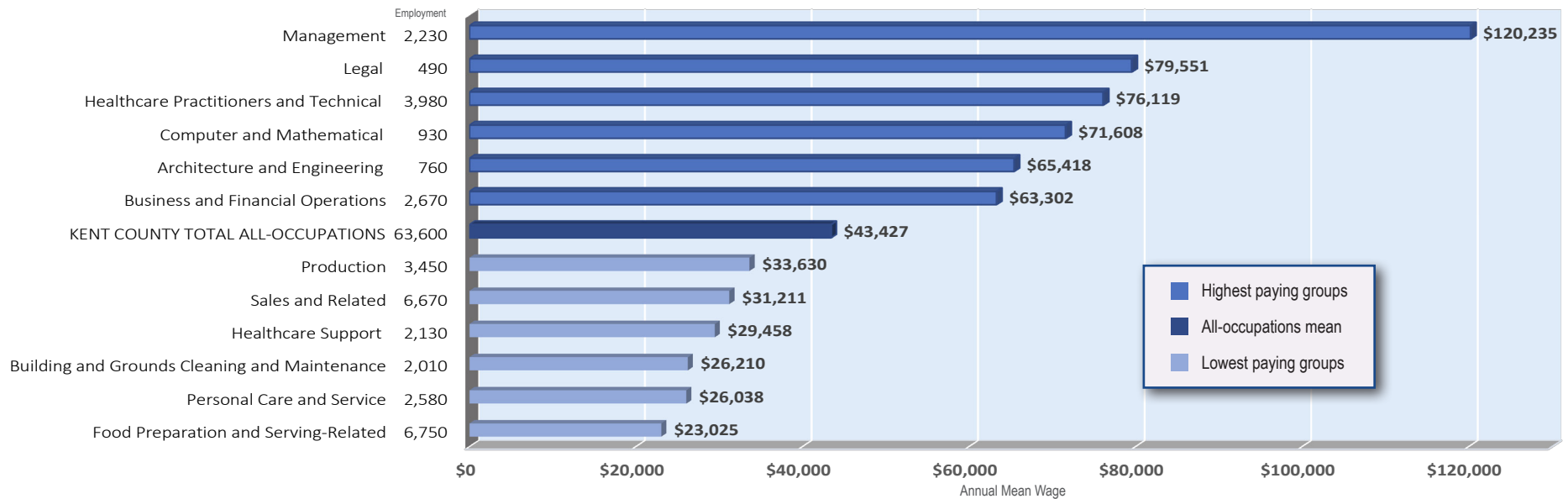


Delaware Wages 2016

<https://lmi.delawareworks.com>

KENT COUNTY

Annual Mean Wages and Employment for the Highest and Lowest Paying Major Occupational Groups



Annual Mean Wages and Employment for the Highest and Lowest Paying Occupations

SOC	OCCUPATIONAL TITLE	(\$) ^a Annual Mean	Empl
29-1069	Physicians and Surgeons, All Other	\$250,336	150
29-1062	Family and General Practitioners	\$183,039	90
11-2021	Marketing Managers	\$180,152	20
11-3031	Financial Managers	\$142,918	80
11-1021	General and Operations Managers	\$135,752	560
11-3061	Purchasing Managers	\$130,899	10
00-0000	KENT COUNTY TOTAL ALL-OCCUPATIONS	\$43,427	63,600
39-2011	Animal Trainers	\$20,269	20
35-9021	Dishwashers	\$20,015	250
35-3041	Food Servers, Nonrestaurant	\$19,963	NA
35-3021	Combined Food Preparation and Serving Workers, Including Fast Food	\$19,937	2,090
35-9011	Dining Room and Cafeteria Attendants and Bartender Helpers	\$19,732	140
35-3022	Counter Attendants, Cafeteria, Food Concession, and Coffee Shop	\$19,052	100

SOC	OCCUPATIONAL TITLE	Empl	(\$) Mean	(\$) Entry	(\$) Exp	(\$) Median
00-0000	<i>Total all occupations</i>	63,600	20.88	9.96	26.34	16.36
11-0000	<u>Management Occupations</u>	2,230	57.81	31.56	70.93	48.08
11-1021	General and Operations Managers	560	65.27	36.55	79.63	50.63
11-2021	Marketing Managers	20	86.61	62.54	98.65	78.77
11-3011	Administrative Services Managers	60	43.26	34.04	47.87	41.34
11-3021	Computer and Information Systems Managers	70	55.65	39.26	63.84	51.20
11-3031	Financial Managers	80	68.71	42.97	81.58	52.12
11-3051	Industrial Production Managers	40	56.67	43.48	63.27	51.08
11-3061	Purchasing Managers	10	62.93	41.92	73.44	58.43
11-3071	Transportation, Storage, and Distribution Managers	30	48.24	30.99	56.86	46.62
11-3121	Human Resources Managers	40	42.24	33.94	46.39	37.76
11-9021	Construction Managers	30	49.59	39.65	54.57	50.69
11-9031	Education Administrators, Preschool and Childcare Center/Program	40	35.88	22.00	42.81	28.47
11-9032	Education Administrators, Elementary and Secondary School	NA	107,273	87,835	116,991	110,998
11-9039	Education Administrators, All Other	10	39.19	31.22	43.17	41.70
11-9041	Architectural and Engineering Managers	60	59.93	47.19	66.29	56.37
11-9051	Food Service Managers	60	30.07	21.87	34.17	26.73
11-9081	Lodging Managers	10	32.55	28.08	34.78	33.17
11-9111	Medical and Health Services Managers	110	44.74	33.55	50.33	40.70
11-9141	Property, Real Estate, and Community Association Managers	30	33.34	16.14	41.94	22.20
11-9151	Social and Community Service Managers	150	30.61	24.25	33.79	29.76
11-9199	Managers, All Other	100	52.83	34.35	62.07	44.50
13-0000	<u>Business and Financial Operations Occupations</u>	2,670	30.43	19.62	35.84	27.79
13-1022	Wholesale and Retail Buyers, Except Farm Products	40	30.69	15.60	38.23	33.05
13-1023	Purchasing Agents, Except Wholesale, Retail, and Farm Products	80	29.38	21.49	33.32	26.97
13-1031	Claims Adjusters, Examiners, and Investigators	50	31.83	23.82	35.83	33.19
13-1041	Compliance Officers	210	27.13	18.09	31.64	24.24
13-1051	Cost Estimators	110	31.32	20.11	36.93	28.81
13-1071	Human Resources Specialists	260	26.63	19.11	30.38	24.50
13-1081	Logisticians	60	35.65	28.58	39.19	33.89
13-1111	Management Analysts	260	30.48	21.54	34.95	26.94

SOC	OCCUPATIONAL TITLE	Empl	(\$) Mean	(\$) Entry	(\$) Exp	(\$) Median
13-1121	Meeting, Convention, and Event Planners	30	20.70	14.44	23.83	20.52
13-1131	Fundraisers	40	26.10	19.77	29.26	25.33
13-1141	Compensation, Benefits, and Job Analysis Specialists	20	31.25	22.03	35.86	28.71
13-1151	Training and Development Specialists	110	27.49	21.55	30.46	26.13
13-1161	Market Research Analysts and Marketing Specialists	100	31.60	20.46	37.17	26.75
13-1199	Business Operations Specialists, All Other	180	34.33	24.46	39.27	33.48
13-2011	Accountants and Auditors	500	29.53	19.00	34.80	26.38
13-2021	Appraisers and Assessors of Real Estate	40	23.16	19.43	25.03	22.82
13-2031	Budget Analysts	50	29.09	21.70	32.79	28.51
13-2041	Credit Analysts	NA	38.50	19.85	47.83	30.16
13-2051	Financial Analysts	50	35.64	28.84	39.03	35.18
13-2052	Personal Financial Advisors	30	57.71	28.57	72.27	45.75
13-2061	Financial Examiners	NA	44.88	21.21	56.72	33.70
13-2072	Loan Officers	120	40.20	29.56	45.53	36.85
13-2081	Tax Examiners and Collectors, and Revenue Agents	20	26.26	19.64	29.58	23.60
13-2099	Financial Specialists, All Other	NA	27.84	16.69	33.41	29.35
15-0000	Computer and Mathematical Occupations	930	34.43	22.49	40.40	31.88
15-1121	Computer Systems Analysts	160	42.28	32.93	46.95	41.92
15-1131	Computer Programmers	80	31.75	23.98	35.63	29.25
15-1132	Software Developers, Applications	110	45.39	33.70	51.23	41.94
15-1133	Software Developers, Systems Software	NA	48.23	34.28	55.20	52.85
15-1134	Web Developers	50	33.89	17.43	42.12	32.42
15-1141	Database Administrators	30	35.27	26.02	39.89	31.00
15-1142	Network and Computer Systems Administrators	130	29.23	22.28	32.70	27.01
15-1143	Computer Network Architects	60	42.10	32.32	47.00	39.64
15-1151	Computer User Support Specialists	170	23.85	16.80	27.38	25.04
15-1152	Computer Network Support Specialists	50	26.58	21.93	28.91	25.15
15-1199	Computer Occupations, All Other	NA	34.90	22.51	41.10	35.51

SOC	OCCUPATIONAL TITLE	Empl	(\$) Mean	(\$) Entry	(\$) Exp	(\$) Median
17-0000	<u>Architecture and Engineering Occupations</u>	760	31.45	19.86	37.25	30.36
17-1011	Architects, Except Landscape and Naval	20	34.02	25.57	38.24	30.24
17-1022	Surveyors	20	31.16	27.02	33.23	28.68
17-2051	Civil Engineers	230	37.39	29.04	41.56	35.41
17-2071	Electrical Engineers	20	40.00	32.23	43.88	38.72
17-2081	Environmental Engineers	40	33.26	27.39	36.20	32.58
17-2112	Industrial Engineers	70	41.30	33.01	45.44	40.45
17-2141	Mechanical Engineers	NA	38.19	32.73	40.93	37.86
17-3011	Architectural and Civil Drafters	50	22.82	18.88	24.79	22.88
17-3022	Civil Engineering Technicians	160	20.78	14.81	23.77	20.20
17-3026	Industrial Engineering Technicians	20	25.42	21.04	27.61	26.42
17-3031	Surveying and Mapping Technicians	30	19.20	15.55	21.02	19.82
19-0000	<u>Life, Physical, and Social Science Occupations</u>	NA	29.71	19.15	34.98	27.36
19-1022	Microbiologists	80	31.69	21.51	36.78	29.58
19-2031	Chemists	40	32.94	23.74	37.54	27.51
19-2041	Environmental Scientists and Specialists, Including Health	140	26.09	20.12	29.08	25.06
19-3011	Economists	20	34.04	26.39	37.87	32.42
19-3031	Clinical, Counseling, and School Psychologists	50	42.81	30.02	49.20	43.41
19-3051	Urban and Regional Planners	110	28.29	23.00	30.94	27.65
19-4091	Environmental Science and Protection Technicians, Including Health	30	16.41	13.11	18.05	15.39
19-4092	Forensic Science Technicians	10	22.65	15.51	26.22	19.57
21-0000	<u>Community and Social Services Occupations</u>	1,250	21.41	14.12	25.05	20.10
21-1012	Educational, Guidance, School, and Vocational Counselors	250	29.47	18.74	34.84	31.98
21-1013	Marriage and Family Therapists	NA	24.35	22.18	25.43	24.47
21-1014	Mental Health Counselors	20	21.62	16.43	24.21	21.10
21-1015	Rehabilitation Counselors	60	19.43	14.76	21.76	20.24
21-1021	Child, Family, and School Social Workers	230	18.59	15.23	20.27	17.72
21-1022	Healthcare Social Workers	80	25.79	19.02	29.18	25.13
21-1023	Mental Health and Substance Abuse Social Workers	70	20.26	16.65	22.07	18.17
21-1091	Health Educators	20	27.63	16.82	33.03	23.82

SOC	OCCUPATIONAL TITLE	Empl	(\$) Mean	(\$) Entry	(\$) Exp	(\$) Median
21-1093	Social and Human Service Assistants	160	14.12	11.33	15.51	13.90
21-1094	Community Health Workers	40	18.04	13.70	20.21	17.20
21-1099	Community and Social Service Specialists, All Other	70	17.21	11.85	19.89	17.44
21-2011	Clergy	10	23.43	19.31	25.49	21.38
<u>23-0000</u>	<u>Legal Occupations</u>	490	38.25	19.33	47.70	27.04
23-1011	Lawyers	160	62.89	37.88	75.40	48.72
23-2011	Paralegals and Legal Assistants	170	22.75	19.48	24.39	21.77
23-2099	Legal Support Workers, All Other	90	24.47	16.77	28.32	25.05
<u>25-0000</u>	<u>Education, Training, and Library Occupations</u>	4,780	27.48	16.41	33.02	26.52
25-2011	Preschool Teachers, Except Special Education	230	16.50	10.53	19.49	15.53
25-2012	Kindergarten Teachers, Except Special Education	NA	50,837	37,832	57,339	50,386
25-2021	Elementary School Teachers, Except Special Education	750	57,782	45,756	63,796	56,734
25-3021	Self-Enrichment Education Teachers	40	23.85	13.16	29.19	26.13
25-3097	Teachers and Instructors, All Other, Except Substitute Teachers	160	51,384	21,400	66,376	54,010
25-4021	Librarians	100	32.44	22.69	37.32	33.40
25-4031	Library Technicians	50	15.39	12.21	16.99	14.30
25-9031	Instructional Coordinators	110	36.49	30.04	39.71	36.25
25-9041	Teacher Assistants	630	30,345	21,743	34,646	31,081
25-9099	Education, Training, and Library Workers, All Other	40	18.07	14.06	20.08	16.30
<u>27-0000</u>	<u>Arts, Design, Entertainment, Sports, and Media Occupations</u>	540	21.56	9.75	27.46	17.52
27-1024	Graphic Designers	40	22.20	14.82	25.89	21.50
27-1026	Merchandise Displayers and Window Trimmers	30	10.97	8.84	12.04	9.51
27-2012	Producers and Directors	10	29.59	18.96	34.90	32.39
27-3022	Reporters and Correspondents	NA	20.78	12.22	25.07	17.01
27-3031	Public Relations Specialists	130	23.95	10.87	30.49	22.33
27-4011	Audio and Video Equipment Technicians	NA	21.79	17.55	23.91	22.02

SOC	OCCUPATIONAL TITLE	Empl	(\$) Mean	(\$) Entry	(\$) Exp	(\$) Median
29-0000	<u>Healthcare Practitioners and Technical Occupations</u>	3,980	36.60	18.14	45.82	29.85
29-1011	Chiropractors	10	60.65	28.71	76.63	51.45
29-1031	Dietitians and Nutritionists	30	26.87	18.44	31.09	25.86
29-1051	Pharmacists	NA	57.18	53.50	59.02	57.28
29-1062	Family and General Practitioners	90	88.00	53.86	105.07	85.02
29-1069	Physicians and Surgeons, All Other	150	120.35	N/A	N/A	N/A
29-1071	Physician Assistants	80	50.88	33.57	59.53	47.68
29-1122	Occupational Therapists	20	39.32	23.81	47.08	40.63
29-1123	Physical Therapists	100	42.09	32.36	46.95	40.88
29-1127	Speech-Language Pathologists	30	33.49	22.04	39.21	34.95
29-1131	Veterinarians	40	49.01	36.16	55.43	47.95
29-1141	Registered Nurses	1,250	32.16	26.78	34.85	31.35
29-1171	Nurse Practitioners	60	47.56	34.94	53.86	46.12
29-2012	Medical and Clinical Laboratory Technicians	NA	23.02	17.41	25.83	24.07
29-2021	Dental Hygienists	110	30.42	23.64	33.82	31.12
29-2034	Radiologic Technologists and Technicians	NA	29.87	26.00	31.81	29.63
29-2035	Magnetic Resonance Imaging Technologists	NA	34.72	27.51	38.32	35.41
29-2041	Emergency Medical Technicians and Paramedics	240	17.99	13.61	20.18	16.31
29-2052	Pharmacy Technicians	160	12.96	10.72	14.07	11.64
29-2055	Surgical Technologists	50	22.53	17.20	25.20	21.91
29-2056	Veterinary Technologists and Technicians	50	16.27	13.23	17.79	15.48
29-2061	Licensed Practical and Licensed Vocational Nurses	450	22.23	18.95	23.87	22.09
29-2071	Medical Records and Health Information Technicians	50	16.58	13.47	18.14	15.37
29-2099	Health Technologists and Technicians, All Other	50	24.83	16.06	29.22	25.65
29-9011	Occupational Health and Safety Specialists	80	24.95	18.41	28.22	22.89
31-0000	<u>Healthcare Support Occupations</u>	2,130	14.16	10.98	15.75	13.69
31-1011	Home Health Aides	230	12.51	10.87	13.33	12.57
31-1014	Nursing Assistants	1,010	13.69	11.16	14.95	13.69
31-1015	Orderlies	50	12.83	10.37	14.06	13.42
31-2021	Physical Therapist Assistants	30	27.46	21.60	30.40	27.63
31-2022	Physical Therapist Aides	50	11.68	9.54	12.75	11.09

SOC	OCCUPATIONAL TITLE	Empl	(\$) Mean	(\$) Entry	(\$) Exp	(\$) Median
31-9091	Dental Assistants	170	16.56	12.53	18.57	16.87
31-9092	Medical Assistants	380	14.39	11.60	15.79	13.97
31-9094	Medical Transcriptionists	70	12.48	11.01	13.22	11.60
31-9096	Veterinary Assistants and Laboratory Animal Caretakers	60	12.49	10.50	13.49	12.22
31-9097	Phlebotomists	NA	17.21	13.04	19.29	16.80
33-0000	<u>Protective Service Occupations</u>	2,110	21.37	12.90	25.61	18.24
33-1012	First-Line Supervisors of Police and Detectives	80	49.32	37.31	55.33	50.36
33-1099	First-Line Supervisors of Protective Service Workers, All Other	70	23.40	18.28	25.97	22.48
33-3051	Police and Sheriff's Patrol Officers	390	32.65	21.98	37.98	31.57
33-9032	Security Guards	320	12.05	9.81	13.17	11.47
33-9092	Lifeguards, Ski Patrol, and Other Recreational Protective Service Workers	20	10.05	8.77	10.70	9.90
35-0000	<u>Food Preparation and Serving-Related Occupations</u>	6,750	11.07	8.86	12.17	9.57
35-1011	Chefs and Head Cooks	50	21.51	16.20	24.16	20.61
35-1012	First-Line Supervisors of Food Preparation and Serving Workers	460	18.80	13.10	21.65	19.74
35-2012	Cooks, Institution and Cafeteria	540	14.49	12.39	15.54	14.38
35-2014	Cooks, Restaurant	720	10.92	8.83	11.96	10.24
35-2021	Food Preparation Workers	220	10.42	8.77	11.24	9.51
35-3011	Bartenders	280	10.88	8.85	11.90	10.11
35-3021	Combined Food Preparation and Serving Workers, Including Fast Food	2,090	9.59	8.89	9.93	9.25
35-3022	Counter Attendants, Cafeteria, Food Concession, and Coffee Shop	100	9.16	8.89	9.30	9.00
35-3031	Waiters and Waitresses	1,290	10.46	8.87	11.25	9.43
35-3041	Food Servers, Nonrestaurant	NA	9.60	8.96	9.92	9.17
35-9011	Dining Room and Cafeteria Attendants and Bartender Helpers	140	9.49	8.82	9.82	9.14
35-9021	Dishwashers	250	9.62	8.76	10.05	9.16
35-9031	Hosts and Hostesses, Restaurant, Lounge, and Coffee Shop	320	9.81	8.83	10.30	9.22
37-0000	<u>Building and Grounds Cleaning and Maintenance Occupations</u>	2,010	12.60	9.45	14.17	11.46
37-1011	First-Line Supervisors of Housekeeping and Janitorial Workers	80	16.99	12.24	19.36	17.01
37-1012	First-Line Supervisors of Landscaping and Groundskeeping Workers	20	25.43	19.19	28.55	26.22
37-2011	Janitors and Cleaners, Except Maids and Housekeeping Cleaners	1,310	12.15	9.68	13.38	11.32

SOC	OCCUPATIONAL TITLE	Empl	(\$) Mean	(\$) Entry	(\$) Exp	(\$) Median
37-2012	Maids and Housekeeping Cleaners	260	10.30	8.90	11.00	9.45
37-2019	Building Cleaning Workers, All Other	NA	26.87	17.27	31.67	31.24
37-3011	Landscaping and Groundskeeping Workers	290	12.58	9.41	14.17	12.45
39-0000	Personal Care and Service Occupations	2,580	12.52	9.00	14.28	10.75
39-1021	First-Line Supervisors of Personal Service Workers	40	22.90	16.59	26.05	24.07
39-2011	Animal Trainers	20	9.74	8.94	10.15	9.51
39-2021	Nonfarm Animal Caretakers	90	10.02	8.83	10.62	9.22
39-3091	Amusement and Recreation Attendants	370	10.39	8.87	11.15	10.04
39-5012	Hairdressers, Hairstylists, and Cosmetologists	290	15.49	9.65	18.41	12.23
39-5093	Shampooers	80	9.96	8.88	10.50	9.81
39-9011	Childcare Workers	300	12.11	9.43	13.45	12.68
39-9021	Personal Care Aides	530	10.71	10.58	10.77	10.78
39-9031	Fitness Trainers and Aerobics Instructors	70	14.29	9.32	16.77	12.27
39-9032	Recreation Workers	140	13.32	9.56	15.20	11.49
41-0000	Sales and Related Occupations	6,670	15.01	8.91	18.05	10.95
41-1011	First-Line Supervisors of Retail Sales Workers	710	23.08	15.44	26.89	21.53
41-1012	First-Line Supervisors of Non-Retail Sales Workers	60	39.04	22.53	47.29	33.91
41-2011	Cashiers	1,730	10.06	8.89	10.65	9.34
41-2021	Counter and Rental Clerks	210	13.26	9.33	15.22	12.50
41-2022	Parts Salespersons	160	15.16	10.61	17.44	15.58
41-2031	Retail Salespersons	2,880	11.79	8.89	13.24	9.79
41-3011	Advertising Sales Agents	70	27.60	13.39	34.70	19.39
41-3021	Insurance Sales Agents	110	35.11	16.96	44.18	28.80
41-3031	Securities, Commodities, and Financial Services Sales Agents	40	29.72	13.87	37.65	18.99
41-3041	Travel Agents	10	13.76	10.72	15.27	13.50
41-3099	Sales Representatives, Services, All Other	190	21.49	12.02	26.22	18.58
41-4011	Sales Reps., Wholesale and Manuf., Technical and Scientific Products	40	52.81	37.53	60.46	47.29
41-4012	Sales Reps., Wholesale and Manuf., Except Tech. and Scientific Products	220	27.77	16.52	33.39	26.18
41-9011	Demonstrators and Product Promoters	20	12.10	8.90	13.70	9.99
41-9022	Real Estate Sales Agents	60	22.55	16.08	25.79	20.24

SOC	OCCUPATIONAL TITLE	Empl	(\$) Mean	(\$) Entry	(\$) Exp	(\$) Median
41-9041	Telemarketers	20	13.01	8.72	15.15	9.53
41-9099	Sales and Related Workers, All Other	50	21.62	15.84	24.51	21.08
43-0000	Office and Administrative Support Occupations	9,960	16.19	10.62	18.98	15.28
43-1011	First-Line Supervisors of Office and Administrative Support Workers	730	22.71	15.76	26.19	21.70
43-2011	Switchboard Operators, Including Answering Service	40	12.81	10.71	13.85	11.61
43-3011	Bill and Account Collectors	180	16.92	12.11	19.33	16.75
43-3021	Billing and Posting Clerks and Machine Operators	270	15.83	12.57	17.47	16.00
43-3031	Bookkeeping, Accounting, and Auditing Clerks	770	18.02	13.58	20.24	17.12
43-3051	Payroll and Timekeeping Clerks	50	19.98	14.91	22.51	19.65
43-3061	Procurement Clerks	40	17.97	13.71	20.10	17.51
43-3071	Tellers	230	13.08	10.67	14.29	12.65
43-4031	Court, Municipal, and License Clerks	270	16.77	13.62	18.34	16.69
43-4051	Customer Service Representatives	830	13.02	9.28	14.89	11.64
43-4071	File Clerks	90	15.60	12.73	17.03	15.70
43-4081	Hotel, Motel, and Resort Desk Clerks	120	10.07	8.93	10.64	9.78
43-4111	Interviewers, Except Eligibility and Loan	NA	16.99	13.02	18.97	16.70
43-4121	Library Assistants, Clerical	NA	11.55	8.86	12.89	9.48
43-4141	New Accounts Clerks	NA	16.38	13.77	17.68	15.09
43-4151	Order Clerks	40	14.53	10.47	16.56	14.30
43-4161	Human Resources Assistants, Except Payroll and Timekeeping	90	17.48	13.90	19.27	17.36
43-4171	Receptionists and Information Clerks	310	12.10	9.75	13.27	11.27
43-4199	Information and Record Clerks, All Other	110	20.16	14.58	22.95	21.26
43-5032	Dispatchers, Except Police, Fire, and Ambulance	70	19.11	12.67	22.33	20.04
43-5051	Postal Service Clerks	40	23.17	16.64	26.43	27.30
43-5052	Postal Service Mail Carriers	170	24.35	17.47	27.80	26.85
43-5061	Production, Planning, and Expediting Clerks	70	24.07	17.99	27.11	24.67
43-5071	Shipping, Receiving, and Traffic Clerks	300	17.38	11.32	20.42	16.91
43-5081	Stock Clerks and Order Fillers	1,180	11.51	8.93	12.80	10.39
43-5111	Weighers, Measurers, Checkers, and Samplers, Recordkeeping	40	17.80	13.38	20.01	17.55
43-6011	Executive Secretaries and Executive Administrative Assistants	140	23.97	19.58	26.17	23.13
43-6012	Legal Secretaries	110	16.84	12.62	18.94	14.79

SOC	OCCUPATIONAL TITLE	Empl	(\$) Mean	(\$) Entry	(\$) Exp	(\$) Median
43-6013	Medical Secretaries	510	15.52	11.87	17.35	15.13
43-6014	Secretaries and Administrative Assistants, Except Legal, Medical, and Executive	1,320	17.82	13.21	20.13	17.68
43-9011	Computer Operators	50	19.96	14.06	22.90	19.48
43-9021	Data Entry Keyers	110	14.54	11.42	16.11	13.32
43-9041	Insurance Claims and Policy Processing Clerks	NA	17.25	16.33	17.71	17.30
43-9061	Office Clerks, General	1,020	13.65	9.77	15.60	13.22
43-9199	Office and Administrative Support Workers, All Other	90	17.37	11.97	20.06	15.02
45-0000	<u>Farming, Fishing, and Forestry Occupations</u>	NA	17.12	10.56	20.40	16.53
47-0000	<u>Construction and Extraction Occupations</u>	1,960	21.21	14.10	24.77	19.02
47-1011	First-Line Supervisors of Construction Trades and Extraction Workers	170	31.59	21.12	36.83	30.37
47-2031	Carpenters	230	21.96	14.78	25.54	22.21
47-2061	Construction Laborers	290	15.31	11.81	17.06	15.07
47-2073	Operating Engineers and Other Construction Equipment Operators	280	18.08	14.05	20.09	17.03
47-2111	Electricians	270	26.18	17.63	30.45	24.01
47-2141	Painters, Construction and Maintenance	NA	21.62	12.46	26.20	19.36
47-2152	Plumbers, Pipefitters, and Steamfitters	80	25.53	21.10	27.75	24.17
47-3012	Helpers--Carpenters	NA	14.95	11.95	16.45	15.39
47-4011	Construction and Building Inspectors	70	24.94	18.75	28.03	26.09
49-0000	<u>Installation, Maintenance, and Repair Occupations</u>	2,530	22.13	13.89	26.25	21.49
49-1011	First-Line Supervisors of Mechanics, Installers, and Repairers	250	29.37	20.27	33.92	28.07
49-2011	Computer, Automated Teller, and Office Machine Repairers	20	14.56	11.33	16.18	13.78
49-2022	Telecommunications Equip. Installers and Repairers, Except Line Installers	80	24.94	19.68	27.56	25.60
49-2094	Electrical and Electronics Repairers, Commercial and Industrial Equipment	40	28.93	25.01	30.88	29.66
49-3011	Aircraft Mechanics and Service Technicians	150	29.60	27.16	30.82	29.35
49-3021	Automotive Body and Related Repairers	70	21.99	15.55	25.21	21.99
49-3023	Automotive Service Technicians and Mechanics	450	18.91	13.64	21.55	17.72
49-3031	Bus and Truck Mechanics and Diesel Engine Specialists	60	21.90	15.54	25.08	22.38
49-3041	Farm Equipment Mechanics and Service Technicians	40	17.63	11.02	20.94	17.42
49-3042	Mobile Heavy Equipment Mechanics, Except Engines	40	18.87	14.70	20.95	16.91

SOC	OCCUPATIONAL TITLE	Empl	(\$) Mean	(\$) Entry	(\$) Exp	(\$) Median
49-3053	Outdoor Power Equipment and Other Small Engine Mechanics	30	15.42	13.44	16.41	15.50
49-3092	Recreational Vehicle Service Technicians	20	14.36	10.96	16.06	14.21
49-3093	Tire Repairers and Changers	50	10.28	8.82	11.01	9.81
49-9021	Heating, Air Conditioning, and Refrigeration Mechanics and Installers	210	22.46	17.82	24.79	23.02
49-9041	Industrial Machinery Mechanics	240	24.07	18.24	26.99	25.01
49-9051	Electrical Power-Line Installers and Repairers	40	36.35	29.15	39.95	35.63
49-9071	Maintenance and Repair Workers, General	390	17.52	11.41	20.58	16.80
49-9091	Coin, Vending, and Amusement Machine Servicers and Repairers	40	17.03	12.96	19.06	15.69
49-9098	Helpers--Installation, Maintenance, and Repair Workers	70	12.90	10.25	14.23	11.56
49-9099	Installation, Maintenance, and Repair Workers, All Other	NA	30.54	21.22	35.20	33.94
51-0000	<u>Production Occupations</u>	3,450	16.17	10.41	19.04	13.39
51-1011	First-Line Supervisors of Production and Operating Workers	180	32.91	20.95	38.89	32.08
51-3011	Bakers	90	11.61	8.98	12.93	10.36
51-3021	Butchers and Meat Cutters	40	16.12	9.80	19.28	14.86
51-3092	Food Batchmakers	NA	11.33	11.07	11.46	11.31
51-3099	Food Processing Workers, All Other	70	13.10	11.19	14.05	13.60
51-4031	Cutting, Punching, and Press Machine Operators, Metal and Plastic	70	14.62	13.15	15.36	13.87
51-4041	Machinists	40	18.10	13.67	20.31	16.82
51-4121	Welders, Cutters, Solderers, and Brazers	NA	21.97	13.81	26.05	21.73
51-5112	Printing Press Operators	NA	17.35	10.79	20.64	16.64
51-6011	Laundry and Dry-Cleaning Workers	160	10.42	8.86	11.20	9.66
51-6031	Sewing Machine Operators	50	15.01	9.05	17.99	15.85
51-6052	Tailors, Dressmakers, and Custom Sewers	30	13.71	11.43	14.85	13.51
51-8031	Water and Wastewater Treatment Plant and System Operators	50	19.11	15.33	21.00	19.17
51-9061	Inspectors, Testers, Sorters, Samplers, and Weighers	170	17.11	11.08	20.12	14.71
51-9111	Packaging and Filling Machine Operators and Tenders	240	13.00	10.34	14.32	11.86
51-9122	Painters, Transportation Equipment	20	16.33	11.93	18.53	16.36
51-9192	Cleaning, Washing, and Metal Pickling Equipment Operators and Tenders	110	11.45	9.42	12.47	10.96
51-9198	Helpers--Production Workers	NA	11.23	9.57	12.06	11.13

SOC	OCCUPATIONAL TITLE	Empl	(\$) Mean	(\$) Entry	(\$) Exp	(\$) Median
53-0000	<u>Transportation and Material Moving Occupations</u>	4,980	16.46	10.10	19.64	14.51
53-1021	First-Line Supervisors of Helpers, Laborers, and Material Movers, Hand	120	26.06	18.58	29.81	25.64
53-1031	First-Line Supervisors of Transportation and Vehicle Operators	100	27.03	19.26	30.91	25.22
53-3011	Ambulance Drivers and Attendants, Except Emergency Medical Technicians	10	14.19	13.61	14.48	14.12
53-3022	Bus Drivers, School or Special Client	590	14.21	9.98	16.33	14.31
53-3031	Driver/Sales Workers	270	14.95	10.45	17.20	14.29
53-3032	Heavy and Tractor-Trailer Truck Drivers	680	17.13	11.80	19.80	16.64
53-3033	Light Truck or Delivery Services Drivers	350	19.63	9.89	24.50	16.91
53-3041	Taxi Drivers and Chauffeurs	110	11.78	10.08	12.62	11.34
53-3099	Motor Vehicle Operators, All Other	170	10.86	8.95	11.82	9.13
53-6021	Parking Lot Attendants	90	10.27	8.93	10.94	9.46
53-6031	Automotive and Watercraft Service Attendants	60	11.46	10.43	11.98	11.16
53-7051	Industrial Truck and Tractor Operators	230	15.70	12.67	17.21	14.19
53-7061	Cleaners of Vehicles and Equipment	130	11.31	9.10	12.41	10.82
53-7062	Laborers and Freight, Stock, and Material Movers, Hand	1,390	15.12	10.10	17.62	14.49
53-7064	Packers and Packagers, Hand	260	11.65	10.26	12.34	11.02

SUSSEX COUNTY

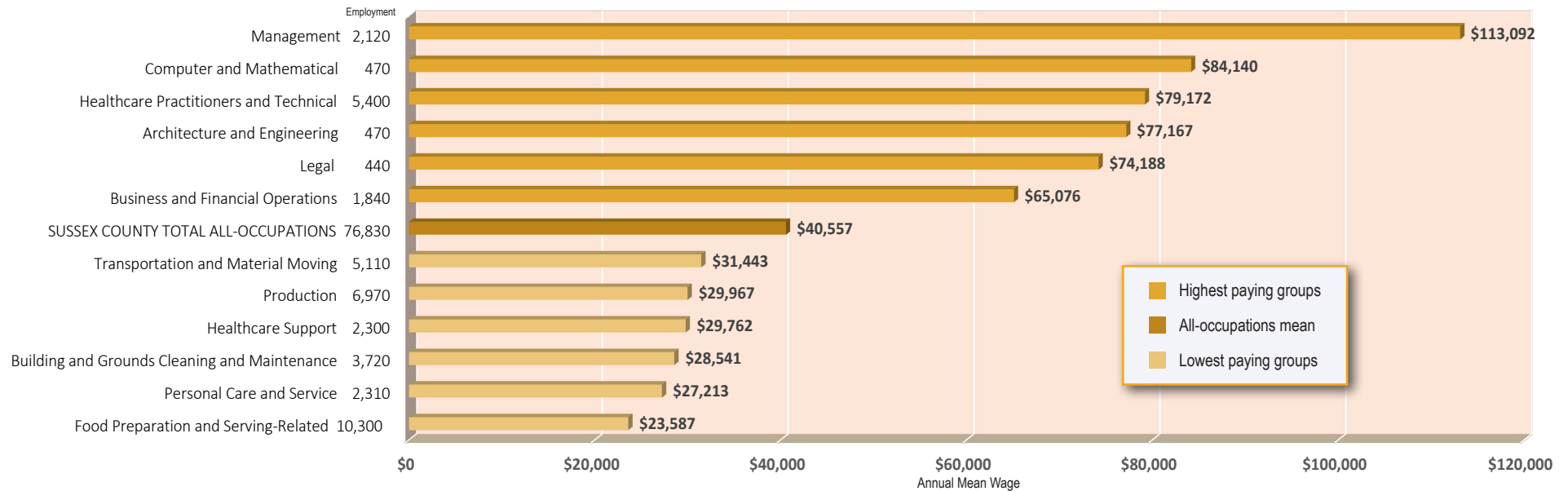


Delaware Wages 2016

<https://lmi.delawareworks.com>

SUSSEX COUNTY

Annual Mean Wages and Employment for the Highest and Lowest Paying Major Occupational Groups



Annual Mean Wages and Employment for the Highest and Lowest Paying Occupations

SOC	OCCUPATIONAL TITLE	(\$) Annual Mean	Empl
29-1069	Physicians and Surgeons, All Other	\$293,205	170
29-1067	Surgeons	\$258,832	60
29-1064	Obstetricians and Gynecologists	\$255,643	NA
11-1011	Chief Executives	\$250,393	20
29-1063	Internists, General	\$213,722	20
29-1021	Dentists, General	\$204,996	40
00-0000	SUSSEX COUNTY TOTAL ALL-OCCUPATIONS	\$40,557	76,830
39-3091	Amusement and Recreation Attendants	\$20,488	270
35-3021	Combined Food Preparation and Serving Workers, Including Fast Food	\$19,920	2,150
35-2011	Cooks, Fast Food	\$19,300	370
35-3022	Counter Attendants, Cafeteria, Food Concession, and Coffee Shop	\$19,170	430
35-9031	Hosts and Hostesses, Restaurant, Lounge, and Coffee Shop	\$18,802	550
35-9011	Dining Room and Cafeteria Attendants and Bartender Helpers	\$18,626	230

SOC	OCCUPATIONAL TITLE	Empl	(\$) Mean	(\$) Entry	(\$) Exp	(\$) Median
00-0000	<i>Total all occupations</i>	76,830	19.50	9.79	24.35	14.79
11-0000	<u>Management Occupations</u>	2,120	54.37	29.95	66.58	47.88
11-1011	Chief Executives	20	120.38	N/A	N/A	N/A
11-1021	General and Operations Managers	710	58.72	33.39	71.39	48.94
11-2021	Marketing Managers	30	65.72	46.05	75.55	61.28
11-2022	Sales Managers	NA	88.36	43.09	110.99	73.25
11-2031	Public Relations and Fundraising Managers	10	58.18	41.17	66.69	57.25
11-3011	Administrative Services Managers	NA	44.39	34.13	49.51	40.18
11-3021	Computer and Information Systems Managers	30	63.26	51.04	69.37	61.76
11-3031	Financial Managers	110	82.83	47.01	100.74	65.22
11-3051	Industrial Production Managers	80	54.20	41.05	60.78	49.95
11-3061	Purchasing Managers	10	60.25	44.82	67.96	59.66
11-3071	Transportation, Storage, and Distribution Managers	10	57.21	44.48	63.57	52.25
11-3121	Human Resources Managers	30	60.88	51.03	65.80	60.60
11-9021	Construction Managers	40	47.21	37.66	51.98	49.25
11-9031	Education Administrators, Preschool and Childcare Center/Program	NA	24.13	21.35	25.51	23.11
11-9032	Education Administrators, Elementary and Secondary School	180	112,004	92,417	121,797	113,234
11-9041	Architectural and Engineering Managers	30	63.41	49.99	70.12	61.37
11-9051	Food Service Managers	120	31.14	22.70	35.35	28.38
11-9111	Medical and Health Services Managers	130	52.53	37.12	60.23	49.27
11-9131	Postmasters and Mail Superintendents	20	36.02	31.00	38.53	37.37
11-9141	Property, Real Estate, and Community Association Managers	120	30.84	17.54	37.48	28.75
11-9151	Social and Community Service Managers	70	28.92	24.26	31.26	28.34
11-9199	Managers, All Other	60	51.10	37.99	57.65	47.07
13-0000	<u>Business and Financial Operations Occupations</u>	1,840	31.29	19.22	37.32	28.28
13-1021	Buyers and Purchasing Agents, Farm Products	10	25.63	18.14	29.37	25.35
13-1022	Wholesale and Retail Buyers, Except Farm Products	40	27.01	19.69	30.67	26.41
13-1023	Purchasing Agents, Except Wholesale, Retail, and Farm Products	90	24.27	16.04	28.39	24.05
13-1031	Claims Adjusters, Examiners, and Investigators	30	24.22	18.05	27.31	22.56
13-1041	Compliance Officers	90	27.15	20.00	30.72	25.58
13-1051	Cost Estimators	160	27.98	17.82	33.05	25.59

SOC	OCCUPATIONAL TITLE	Empl	(\$)Mean	(\$)Entry	(\$)Exp	(\$)Median
13-1071	Human Resources Specialists	240	24.64	17.39	28.26	24.82
13-1081	Logisticians	60	41.00	30.23	46.38	43.61
13-1111	Management Analysts	100	42.62	23.63	52.12	40.95
13-1121	Meeting, Convention, and Event Planners	20	20.90	12.76	24.98	21.20
13-1131	Fundraisers	20	26.04	19.19	29.47	26.25
13-1141	Compensation, Benefits, and Job Analysis Specialists	10	32.61	25.23	36.30	31.20
13-1151	Training and Development Specialists	100	33.39	23.33	38.42	33.42
13-1161	Market Research Analysts and Marketing Specialists	120	31.71	23.37	35.87	30.76
13-1199	Business Operations Specialists, All Other	30	29.17	20.13	33.69	29.95
13-2011	Accountants and Auditors	350	32.93	22.66	38.07	30.26
13-2041	Credit Analysts	20	39.46	21.07	48.66	41.37
13-2051	Financial Analysts	NA	42.06	24.60	50.79	39.29
13-2052	Personal Financial Advisors	NA	53.94	41.95	59.94	57.93
13-2071	Credit Counselors	40	19.46	17.35	20.51	18.44
13-2072	Loan Officers	90	37.20	20.33	45.64	31.34
13-2082	Tax Preparers	30	17.46	14.56	18.91	17.35
13-2099	Financial Specialists, All Other	20	34.56	24.53	39.57	35.22
15-0000	<u>Computer and Mathematical Occupations</u>	470	40.45	22.52	49.42	37.73
15-1121	Computer Systems Analysts	60	46.38	34.56	52.29	47.41
15-1131	Computer Programmers	60	43.39	29.43	50.37	41.22
15-1132	Software Developers, Applications	NA	58.73	25.69	75.25	60.01
15-1134	Web Developers	10	20.04	13.36	23.39	19.38
15-1141	Database Administrators	30	36.60	26.67	41.57	34.29
15-1142	Network and Computer Systems Administrators	60	35.65	25.89	40.53	35.09
15-1143	Computer Network Architects	20	48.47	33.96	55.73	45.64
15-1151	Computer User Support Specialists	70	21.02	16.48	23.28	20.39
15-1152	Computer Network Support Specialists	40	30.82	21.41	35.53	27.66

SOC	OCCUPATIONAL TITLE	Empl	(\$) Mean	(\$) Entry	(\$) Exp	(\$) Median
17-0000	<u>Architecture and Engineering Occupations</u>	470	37.10	19.73	45.79	35.24
17-1011	Architects, Except Landscape and Naval	30	52.57	35.11	61.31	55.73
17-1012	Landscape Architects	20	31.12	21.02	36.16	27.67
17-1022	Surveyors	10	31.18	19.64	36.95	24.21
17-2051	Civil Engineers	40	42.52	32.67	47.45	39.49
17-2071	Electrical Engineers	40	44.34	38.26	47.38	45.11
17-2072	Electronics Engineers, Except Computer	NA	52.71	41.86	58.14	50.65
17-2081	Environmental Engineers	NA	41.65	33.25	45.85	43.55
17-2112	Industrial Engineers	40	40.68	33.06	44.49	40.46
17-2141	Mechanical Engineers	60	53.65	30.45	65.25	58.27
17-3011	Architectural and Civil Drafters	40	23.47	16.57	26.92	22.53
17-3013	Mechanical Drafters	20	25.86	19.71	28.93	22.79
17-3022	Civil Engineering Technicians	40	20.63	15.12	23.39	20.44
17-3031	Surveying and Mapping Technicians	30	17.92	14.35	19.70	17.89
19-0000	<u>Life, Physical, and Social Science Occupations</u>	270	28.86	16.17	35.21	25.57
19-1013	Soil and Plant Scientists	NA	27.35	22.21	29.92	23.21
19-1042	Medical Scientists, Except Epidemiologists	10	48.62	30.19	57.84	51.40
19-2041	Environmental Scientists and Specialists, Including Health	30	24.84	18.49	28.02	26.16
19-3051	Urban and Regional Planners	20	26.41	21.87	28.69	26.45
19-4091	Environmental Science and Protection Technicians, Including Health	30	14.94	12.25	16.28	14.92
21-0000	<u>Community and Social Services Occupations</u>	1,070	21.37	15.27	24.41	19.97
21-1012	Educational, Guidance, School, and Vocational Counselors	130	31.53	22.45	36.07	33.86
21-1014	Mental Health Counselors	40	17.35	14.07	18.99	17.19
21-1021	Child, Family, and School Social Workers	200	19.07	15.80	20.70	18.10
21-1022	Healthcare Social Workers	130	25.46	19.23	28.58	26.13
21-1023	Mental Health and Substance Abuse Social Workers	80	20.41	17.08	22.08	20.49
21-1091	Health Educators	NA	27.99	19.16	32.41	25.86
21-1093	Social and Human Service Assistants	80	15.96	12.83	17.52	16.48
21-1099	Community and Social Service Specialists, All Other	110	15.63	9.70	18.60	17.09

SOC	OCCUPATIONAL TITLE	Empl	(\$) Mean	(\$) Entry	(\$) Exp	(\$) Median
23-0000	<u>Legal Occupations</u>	440	35.67	18.30	44.35	31.97
23-1011	Lawyers	180	47.30	32.30	54.79	50.09
23-1023	Judges, Magistrate Judges, and Magistrates	30	60.03	38.15	70.97	40.63
23-2011	Paralegals and Legal Assistants	110	20.13	15.68	22.35	20.39
23-2099	Legal Support Workers, All Other	NA	25.38	14.42	30.86	23.22
25-0000	<u>Education, Training, and Library Occupations</u>	4,750	22.77	11.48	28.42	22.27
25-1072	Nursing Instructors and Teachers, Postsecondary	60	78,777	70,609	82,861	75,709
25-2011	Preschool Teachers, Except Special Education	290	17.36	11.01	20.54	13.81
25-2021	Elementary School Teachers, Except Special Education	NA	62,896	44,112	72,287	60,609
25-2022	Middle School Teachers, Except Special and Career/Technical Education	NA	60,273	49,530	65,645	60,305
25-2031	Secondary School Teachers, Except Special and Career/Technical Education	NA	59,382	45,561	66,292	57,829
25-3021	Self-Enrichment Education Teachers	70	18.39	8.75	23.21	16.36
25-3098	Substitute Teachers	NA	11.31	9.10	12.41	11.22
25-4021	Librarians	70	26.40	17.70	30.75	24.24
25-4031	Library Technicians	40	13.40	10.76	14.71	13.12
25-9021	Farm and Home Management Advisors	NA	22.54	14.62	26.50	24.66
25-9031	Instructional Coordinators	140	34.54	28.73	37.45	35.21
25-9041	Teacher Assistants	560	29,780	24,765	32,287	29,250
27-0000	<u>Arts, Design, Entertainment, Sports, and Media Occupations</u>	380	19.59	10.59	24.09	16.74
27-1023	Floral Designers	30	12.89	9.15	14.76	12.18
27-1024	Graphic Designers	60	19.57	14.57	22.07	18.51
27-1025	Interior Designers	70	21.80	13.05	26.17	17.52
27-1026	Merchandise Displayers and Window Trimmers	70	15.97	10.18	18.86	15.29
27-2012	Producers and Directors	10	23.86	20.82	25.38	22.46
27-2022	Coaches and Scouts	30	33,215	19,516	40,064	28,822
27-3031	Public Relations Specialists	20	31.04	21.84	35.64	29.80

SOC	OCCUPATIONAL TITLE	Empl	(\$)Mean	(\$)Entry	(\$)Exp	(\$)Median
29-0000	<u>Healthcare Practitioners and Technical Occupations</u>	5,400	38.06	17.57	48.31	30.99
29-1011	Chiropractors	10	40.36	27.25	46.92	35.63
29-1021	Dentists, General	40	98.56	47.05	124.31	92.72
29-1031	Dietitians and Nutritionists	40	31.52	24.49	35.03	33.29
29-1051	Pharmacists	260	50.97	35.50	58.71	54.25
29-1062	Family and General Practitioners	100	83.06	45.33	101.93	77.36
29-1063	Internists, General	20	102.75	44.90	131.68	N/A
29-1064	Obstetricians and Gynecologists	NA	122.91	N/A	N/A	N/A
29-1067	Surgeons	60	124.44	N/A	N/A	N/A
29-1069	Physicians and Surgeons, All Other	170	140.96	N/A	N/A	N/A
29-1071	Physician Assistants	40	52.11	37.75	59.30	52.44
29-1122	Occupational Therapists	30	41.43	32.87	45.71	41.78
29-1123	Physical Therapists	120	47.08	34.68	53.29	41.31
29-1126	Respiratory Therapists	90	29.20	22.47	32.56	29.29
29-1127	Speech-Language Pathologists	NA	32.47	21.42	37.99	31.85
29-1131	Veterinarians	40	42.98	31.51	48.72	39.71
29-1141	Registered Nurses	1,830	34.89	26.97	38.85	33.76
29-1161	Nurse Midwives	NA	45.67	45.03	45.99	45.98
29-1171	Nurse Practitioners	110	56.98	43.04	63.95	58.40
29-2011	Medical and Clinical Laboratory Technologists	100	30.24	23.42	33.65	29.85
29-2012	Medical and Clinical Laboratory Technicians	40	18.32	14.06	20.46	17.39
29-2021	Dental Hygienists	80	37.83	34.24	39.62	37.41
29-2031	Cardiovascular Technologists and Technicians	70	31.24	22.61	35.56	31.84
29-2032	Diagnostic Medical Sonographers	50	34.18	27.77	37.38	34.32
29-2033	Nuclear Medicine Technologists	10	38.27	31.47	41.67	38.33
29-2034	Radiologic Technologists and Technicians	170	30.28	21.68	34.58	29.06
29-2035	Magnetic Resonance Imaging Technologists	20	35.36	27.47	39.30	35.88
29-2041	Emergency Medical Technicians and Paramedics	480	16.91	12.26	19.23	15.30
29-2052	Pharmacy Technicians	310	13.40	10.58	14.82	13.00
29-2055	Surgical Technologists	60	19.78	16.40	21.47	19.06
29-2056	Veterinary Technologists and Technicians	80	15.56	12.65	17.02	14.37
29-2061	Licensed Practical and Licensed Vocational Nurses	410	21.25	16.17	23.78	21.18

SOC	OCCUPATIONAL TITLE	Empl	(\$) Mean	(\$) Entry	(\$) Exp	(\$) Median
29-2071	Medical Records and Health Information Technicians	60	20.14	13.49	23.46	19.85
29-2099	Health Technologists and Technicians, All Other	60	17.47	15.94	18.23	17.39
29-9011	Occupational Health and Safety Specialists	30	28.63	18.59	33.65	27.02
29-9099	Healthcare Practitioners and Technical Workers, All Other	30	27.22	16.31	32.68	27.93
31-0000	<u>Healthcare Support Occupations</u>	2,300	14.31	10.80	16.06	13.63
31-1011	Home Health Aides	140	12.93	8.82	14.98	11.86
31-1014	Nursing Assistants	1,210	13.48	10.90	14.77	13.43
31-1015	Orderlies	20	13.46	10.66	14.86	13.01
31-2011	Occupational Therapy Assistants	10	27.64	22.46	30.23	27.17
31-2021	Physical Therapist Assistants	50	27.08	23.53	28.86	27.37
31-2022	Physical Therapist Aides	110	11.78	10.77	12.28	11.34
31-9011	Massage Therapists	50	21.78	10.25	27.55	18.33
31-9091	Dental Assistants	100	18.31	13.75	20.59	17.89
31-9092	Medical Assistants	440	13.91	11.60	15.07	13.72
31-9093	Medical Equipment Preparers	30	16.22	12.44	18.11	16.01
31-9094	Medical Transcriptionists	20	16.73	13.60	18.29	16.16
31-9096	Veterinary Assistants and Laboratory Animal Caretakers	50	13.78	10.77	15.28	11.99
31-9097	Phlebotomists	70	15.37	13.01	16.55	15.08
33-0000	<u>Protective Service Occupations</u>	1,360	21.30	12.87	25.51	18.65
33-1012	First-Line Supervisors of Police and Detectives	60	42.92	32.74	48.00	43.07
33-1099	First-Line Supervisors of Protective Service Workers, All Other	30	22.83	14.86	26.81	22.61
33-3051	Police and Sheriff's Patrol Officers	350	29.18	19.77	33.88	27.78
33-9021	Private Detectives and Investigators	NA	32.27	22.00	37.41	27.72
33-9032	Security Guards	180	13.68	10.16	15.45	13.18
33-9091	Crossing Guards	NA	19.16	11.03	23.22	16.50
33-9092	Lifeguards, Ski Patrol, and Other Recreational Protective Service Workers	110	12.43	9.61	13.83	13.04
33-9099	Protective Service Workers, All Other	90	12.17	10.25	13.12	11.57

SOC	OCCUPATIONAL TITLE	Empl	(\$) Mean	(\$) Entry	(\$) Exp	(\$) Median
35-0000	<u>Food Preparation and Serving-Related Occupations</u>	10,300	11.34	8.85	12.58	9.49
35-1011	Chefs and Head Cooks	90	25.16	20.44	27.52	25.70
35-1012	First-Line Supervisors of Food Preparation and Serving Workers	940	18.69	11.74	22.17	18.64
35-2011	Cooks, Fast Food	370	9.28	8.86	9.49	9.07
35-2012	Cooks, Institution and Cafeteria	500	13.56	10.29	15.19	13.32
35-2014	Cooks, Restaurant	1,020	12.38	9.58	13.78	12.31
35-2015	Cooks, Short Order	NA	10.43	8.66	11.32	9.14
35-2021	Food Preparation Workers	500	11.51	9.11	12.72	10.82
35-3011	Bartenders	700	10.01	8.86	10.58	9.14
35-3021	Combined Food Preparation and Serving Workers, Including Fast Food	2,150	9.58	8.90	9.92	9.14
35-3022	Counter Attendants, Cafeteria, Food Concession, and Coffee Shop	430	9.22	8.85	9.40	9.02
35-3031	Waiters and Waitresses	2,170	10.65	8.80	11.58	9.25
35-3041	Food Servers, Nonrestaurant	NA	10.16	8.69	10.90	9.25
35-9011	Dining Room and Cafeteria Attendants and Bartender Helpers	230	8.95	8.88	8.99	8.93
35-9021	Dishwashers	410	10.08	8.79	10.73	9.43
35-9031	Hosts and Hostesses, Restaurant, Lounge, and Coffee Shop	550	9.04	8.86	9.13	8.97
37-0000	<u>Building and Grounds Cleaning and Maintenance Occupations</u>	3,720	13.72	9.71	15.73	12.53
37-1011	First-Line Supervisors of Housekeeping and Janitorial Workers	150	19.31	14.11	21.90	20.71
37-1012	First-Line Supervisors of Landscaping and Groundskeeping Workers	130	24.90	21.48	26.62	24.23
37-2011	Janitors and Cleaners, Except Maids and Housekeeping Cleaners	1,230	12.52	9.22	14.17	11.61
37-2012	Maids and Housekeeping Cleaners	940	11.38	9.09	12.53	11.06
37-2021	Pest Control Workers	100	15.99	12.68	17.64	14.88
37-3011	Landscaping and Groundskeeping Workers	1,110	14.69	10.44	16.81	13.46
37-3012	Pesticide Handlers, Sprayers, and Applicators, Vegetation	30	15.66	11.89	17.54	15.56
39-0000	<u>Personal Care and Service Occupations</u>	2,310	13.08	9.52	14.87	11.16
39-1021	First-Line Supervisors of Personal Service Workers	110	21.36	16.40	23.83	19.46
39-2021	Nonfarm Animal Caretakers	70	10.93	8.89	11.95	9.67
39-3091	Amusement and Recreation Attendants	270	9.85	8.80	10.38	9.13
39-4021	Funeral Attendants	20	16.37	9.90	19.60	16.10
39-4031	Morticians, Undertakers, and Funeral Directors	20	31.89	21.99	36.84	33.84

SOC	OCCUPATIONAL TITLE	Empl	(\$) Mean	(\$) Entry	(\$) Exp	(\$) Median
39-5012	Hairdressers, Hairstylists, and Cosmetologists	290	16.99	11.48	19.75	15.97
39-5092	Manicurists and Pedicurists	40	12.65	10.65	13.66	12.01
39-5093	Shampooers	40	10.06	8.95	10.61	9.54
39-5094	Skincare Specialists	20	14.08	11.73	15.25	14.01
39-9011	Childcare Workers	NA	10.11	8.86	10.74	9.28
39-9021	Personal Care Aides	710	10.71	10.58	10.77	10.76
39-9031	Fitness Trainers and Aerobics Instructors	260	15.61	9.95	18.44	13.42
39-9032	Recreation Workers	200	15.07	9.78	17.71	13.51
41-0000	<u>Sales and Related Occupations</u>	9,990	16.42	9.27	20.00	11.82
41-1011	First-Line Supervisors of Retail Sales Workers	1,040	21.15	14.55	24.45	20.72
41-1012	First-Line Supervisors of Non-Retail Sales Workers	80	37.43	28.62	41.83	36.52
41-2011	Cashiers	2,470	10.03	8.90	10.59	9.41
41-2021	Counter and Rental Clerks	290	14.55	10.36	16.65	13.81
41-2022	Parts Salespersons	190	14.79	10.50	16.93	14.19
41-2031	Retail Salespersons	4,270	12.84	9.26	14.63	11.09
41-3011	Advertising Sales Agents	40	25.27	13.85	30.98	25.06
41-3021	Insurance Sales Agents	90	37.87	19.99	46.81	28.01
41-3031	Securities, Commodities, and Financial Services Sales Agents	80	36.28	16.72	46.06	27.80
41-3099	Sales Representatives, Services, All Other	370	30.60	18.27	36.77	26.43
41-4011	Sales Reps., Wholesale and Manuf., Technical and Scientific Products	150	52.04	27.37	64.37	50.75
41-4012	Sales Reps., Wholesale and Manuf., Except Tech. and Scientific Products	580	29.45	16.47	35.95	27.11
41-9021	Real Estate Brokers	30	70.14	25.68	92.37	66.34
41-9022	Real Estate Sales Agents	160	26.35	17.38	30.84	26.67
41-9099	Sales and Related Workers, All Other	30	15.27	10.97	17.42	11.99
43-0000	<u>Office and Administrative Support Occupations</u>	10,480	16.28	10.96	18.94	15.30
43-1011	First-Line Supervisors of Office and Administrative Support Workers	600	25.48	17.63	29.41	24.98
43-2011	Switchboard Operators, Including Answering Service	60	11.04	9.00	12.06	10.45
43-3011	Bill and Account Collectors	70	14.46	11.81	15.79	13.70
43-3021	Billing and Posting Clerks and Machine Operators	410	17.02	13.25	18.90	16.89
43-3031	Bookkeeping, Accounting, and Auditing Clerks	1,050	18.08	13.59	20.32	17.73

SOC	OCCUPATIONAL TITLE	Empl	(\$) Mean	(\$) Entry	(\$) Exp	(\$) Median
43-3051	Payroll and Timekeeping Clerks	30	18.66	13.23	21.38	19.23
43-3061	Procurement Clerks	30	17.46	14.60	18.90	17.58
43-3071	Tellers	270	13.02	10.63	14.22	13.20
43-4031	Court, Municipal, and License Clerks	150	17.70	14.15	19.47	17.45
43-4051	Customer Service Representatives	830	14.47	9.80	16.80	13.69
43-4061	Eligibility Interviewers, Government Programs	10	14.70	11.40	16.34	13.39
43-4071	File Clerks	50	13.28	10.02	14.91	11.96
43-4081	Hotel, Motel, and Resort Desk Clerks	320	13.80	9.56	15.93	14.03
43-4111	Interviewers, Except Eligibility and Loan	140	16.35	12.92	18.06	15.59
43-4121	Library Assistants, Clerical	110	11.42	9.06	12.59	10.80
43-4131	Loan Interviewers and Clerks	90	17.22	10.53	20.56	17.35
43-4141	New Accounts Clerks	NA	15.47	11.32	17.54	16.27
43-4151	Order Clerks	NA	13.24	9.68	15.01	13.51
43-4161	Human Resources Assistants, Except Payroll and Timekeeping	60	17.32	13.84	19.05	17.17
43-4171	Receptionists and Information Clerks	460	12.48	10.49	13.48	12.57
43-4199	Information and Record Clerks, All Other	20	17.03	13.22	18.93	16.89
43-5021	Couriers and Messengers	10	15.25	12.75	16.50	15.59
43-5031	Police, Fire, and Ambulance Dispatchers	40	18.25	15.33	19.71	17.85
43-5032	Dispatchers, Except Police, Fire, and Ambulance	140	20.52	15.33	23.12	18.80
43-5051	Postal Service Clerks	70	23.41	17.37	26.42	27.30
43-5052	Postal Service Mail Carriers	280	24.04	17.09	27.51	23.66
43-5061	Production, Planning, and Expediting Clerks	70	21.24	15.18	24.27	21.59
43-5071	Shipping, Receiving, and Traffic Clerks	410	14.23	10.74	15.98	14.19
43-5081	Stock Clerks and Order Fillers	1,100	11.70	8.82	13.14	10.86
43-5111	Weighers, Measurers, Checkers, and Samplers, Recordkeeping	50	14.50	11.11	16.20	14.55
43-6011	Executive Secretaries and Executive Administrative Assistants	140	23.39	19.69	25.24	22.46
43-6012	Legal Secretaries	70	23.72	13.76	28.70	26.03
43-6013	Medical Secretaries	680	16.08	12.36	17.94	15.97
43-6014	Secretaries and Administrative Assistants, Except Legal, Medical, and Executive	1,130	17.96	13.81	20.03	17.69
43-9021	Data Entry Keyers	50	14.13	11.82	15.28	13.89
43-9041	Insurance Claims and Policy Processing Clerks	NA	16.96	12.61	19.13	14.99
43-9051	Mail Clerks and Mail Machine Operators, Except Postal Service	30	13.66	10.09	15.45	13.23

SOC	OCCUPATIONAL TITLE	Empl	(\$) Mean	(\$) Entry	(\$) Exp	(\$) Median
43-9061	Office Clerks, General	1,020	13.53	10.04	15.27	12.93
43-9199	Office and Administrative Support Workers, All Other	90	16.72	12.22	18.97	16.71
45-0000	Farming, Fishing, and Forestry Occupations	500	16.34	10.66	19.18	14.59
45-1011	First-Line Supervisors of Farming, Fishing, and Forestry Workers	20	23.18	18.76	25.39	23.19
45-2041	Graders and Sorters, Agricultural Products	120	11.71	9.77	12.69	11.69
45-2092	Farmworkers and Laborers, Crop, Nursery, and Greenhouse	NA	17.72	14.43	19.36	18.10
45-2093	Farmworkers, Farm, Ranch, and Aquacultural Animals	150	12.77	10.43	13.94	12.21
47-0000	Construction and Extraction Occupations	3,050	20.25	13.77	23.49	18.36
47-1011	First-Line Supervisors of Construction Trades and Extraction Workers	410	28.73	19.98	33.11	28.63
47-2021	Brickmasons and Blockmasons	50	22.94	17.45	25.69	22.94
47-2022	Stonemasons	30	14.94	11.63	16.60	13.82
47-2031	Carpenters	400	17.66	14.85	19.07	17.40
47-2041	Carpet Installers	NA	17.76	16.96	18.16	17.78
47-2051	Cement Masons and Concrete Finishers	80	17.03	13.79	18.65	15.62
47-2061	Construction Laborers	400	15.76	12.33	17.48	15.77
47-2071	Paving, Surfacing, and Tamping Equipment Operators	40	21.52	19.54	22.52	22.05
47-2073	Operating Engineers and Other Construction Equipment Operators	270	17.21	14.69	18.47	16.94
47-2111	Electricians	250	23.60	16.66	27.07	22.90
47-2121	Glaziers	NA	19.27	14.90	21.45	18.28
47-2132	Insulation Workers, Mechanical	10	15.85	11.01	18.27	12.20
47-2141	Painters, Construction and Maintenance	90	15.92	13.54	17.11	15.14
47-2151	Pipelayers	30	17.41	14.48	18.87	17.00
47-2152	Plumbers, Pipefitters, and Steamfitters	220	25.15	20.73	27.36	24.69
47-2211	Sheet Metal Workers	80	22.04	16.21	24.95	22.30
47-3011	Helpers--Brick-, Block-, Stonemasons, and Tile and Marble Setters	20	13.57	10.89	14.92	13.41
47-3012	Helpers--Carpenters	40	12.00	10.37	12.82	12.08
47-3013	Helpers--Electricians	NA	10.95	8.99	11.93	9.82
47-3015	Helpers--Pipelayers, Plumbers, Pipefitters, and Steamfitters	NA	13.45	13.44	13.45	13.54
47-4011	Construction and Building Inspectors	90	25.49	18.37	29.05	25.21
47-4051	Highway Maintenance Workers	10	19.61	16.95	20.93	18.74

SOC	OCCUPATIONAL TITLE	Empl	(\$) Mean	(\$) Entry	(\$) Exp	(\$) Median
47-4099	Construction and Related Workers, All Other	NA	16.55	12.39	18.63	16.31
47-5021	Earth Drillers, Except Oil and Gas	20	22.05	17.42	24.36	22.16
49-0000	<u>Installation, Maintenance, and Repair Occupations</u>	3,540	22.33	14.40	26.29	20.34
49-1011	First-Line Supervisors of Mechanics, Installers, and Repairers	240	33.70	23.36	38.87	33.04
49-2021	Radio, Cellular, and Tower Equipment Installers and Repairers	10	20.65	17.03	22.46	18.85
49-2094	Electrical and Electronics Repairers, Commercial and Industrial Equipment	20	21.96	16.40	24.74	22.31
49-3021	Automotive Body and Related Repairers	80	20.90	15.25	23.72	19.00
49-3023	Automotive Service Technicians and Mechanics	390	19.20	13.89	21.85	18.06
49-3031	Bus and Truck Mechanics and Diesel Engine Specialists	90	20.74	17.05	22.58	20.39
49-3041	Farm Equipment Mechanics and Service Technicians	100	16.80	11.82	19.29	16.70
49-3042	Mobile Heavy Equipment Mechanics, Except Engines	90	20.40	15.73	22.74	18.80
49-3051	Motorboat Mechanics and Service Technicians	80	17.35	11.85	20.10	14.89
49-3053	Outdoor Power Equipment and Other Small Engine Mechanics	70	17.38	13.57	19.29	16.36
49-9021	Heating, Air Conditioning, and Refrigeration Mechanics and Installers	480	23.69	18.36	26.35	23.99
49-9041	Industrial Machinery Mechanics	180	22.56	16.41	25.63	21.86
49-9051	Electrical Power-Line Installers and Repairers	200	38.82	30.97	42.75	40.32
49-9071	Maintenance and Repair Workers, General	910	18.60	14.12	20.84	17.78
49-9091	Coin, Vending, and Amusement Machine Servicers and Repairers	NA	27.39	25.45	28.36	28.24
49-9098	Helpers--Installation, Maintenance, and Repair Workers	80	11.30	9.89	12.01	11.00
49-9099	Installation, Maintenance, and Repair Workers, All Other	90	17.92	12.29	20.74	15.53
51-0000	<u>Production Occupations</u>	6,970	14.41	9.99	16.62	13.15
51-1011	First-Line Supervisors of Production and Operating Workers	430	28.15	20.95	31.76	27.41
51-2022	Electrical and Electronic Equipment Assemblers	40	12.48	10.57	13.44	11.66
51-2041	Structural Metal Fabricators and Fitters	NA	17.64	14.22	19.35	17.28
51-2099	Assemblers and Fabricators, All Other	50	12.86	10.09	14.24	12.47
51-3011	Bakers	100	11.30	8.97	12.46	10.93
51-3021	Butchers and Meat Cutters	90	18.10	11.89	21.20	20.02
51-3022	Meat, Poultry, and Fish Cutters and Trimmers	3,460	11.97	9.79	13.07	12.26
51-3023	Slaughterers and Meat Packers	380	11.45	9.32	12.52	10.96
51-3093	Food Cooking Machine Operators and Tenders	50	13.94	11.71	15.05	13.92

SOC	OCCUPATIONAL TITLE	Empl	(\$) Mean	(\$) Entry	(\$) Exp	(\$) Median
51-3099	Food Processing Workers, All Other	170	12.79	10.77	13.80	13.22
51-4021	Extruding and Drawing Machine Operators, and Tenders, Metal and Plastic	NA	12.03	9.01	13.54	10.93
51-4031	Cutting, Punching, and Press Machine Operators, Metal and Plastic	30	16.03	12.44	17.82	16.06
51-4041	Machinists	60	21.68	17.03	24.01	21.05
51-4072	Molding, Coremaking, and Casting Machine Operators, Metal and Plastic	NA	14.99	10.14	17.41	13.91
51-4121	Welders, Cutters, Solderers, and Brazers	80	18.73	13.52	21.33	17.41
51-5112	Printing Press Operators	60	16.03	10.99	18.55	15.70
51-6011	Laundry and Dry-Cleaning Workers	70	12.52	10.00	13.79	12.07
51-6031	Sewing Machine Operators	30	15.60	12.46	17.18	16.39
51-6093	Upholsterers	NA	19.48	17.11	20.67	18.38
51-7011	Cabinetmakers and Bench Carpenters	60	19.32	12.06	22.96	16.28
51-8031	Water and Wastewater Treatment Plant and System Operators	100	19.77	14.96	22.17	19.69
51-9012	Separating, Filtering, Clarifying, Precipitating, and Still Machine Operators	30	20.41	16.72	22.26	18.20
51-9023	Mixing and Blending Machine Setters, Operators, and Tenders	20	22.43	13.15	27.07	26.28
51-9061	Inspectors, Testers, Sorters, Samplers, and Weighers	300	17.28	12.37	19.73	14.90
51-9111	Packaging and Filling Machine Operators and Tenders	200	13.55	8.98	15.84	13.59
51-9121	Coating, Painting, and Spraying Machine Setters, Operators, and Tenders	10	11.50	8.90	12.80	10.90
51-9122	Painters, Transportation Equipment	20	20.98	14.25	24.35	18.03
51-9198	Helpers--Production Workers	40	13.10	10.11	14.60	12.52
51-9199	Production Workers, All Other	50	14.63	11.74	16.07	14.00
53-0000	Transportation and Material Moving Occupations	5,110	15.12	9.68	17.84	14.17
53-1021	First-Line Supervisors of Helpers, Laborers, and Material Movers, Hand	120	26.92	18.70	31.03	25.87
53-1031	First-Line Supervisors of Transportation and Vehicle Operators	120	29.68	23.24	32.91	29.43
53-3021	Bus Drivers, Transit and Intercity	40	14.13	13.41	14.49	13.96
53-3022	Bus Drivers, School or Special Client	590	16.10	12.82	17.73	15.90
53-3031	Driver/Sales Workers	360	12.92	8.95	14.90	9.51
53-3032	Heavy and Tractor-Trailer Truck Drivers	1,120	18.58	15.20	20.26	18.29
53-3033	Light Truck or Delivery Services Drivers	520	13.32	9.65	15.16	12.96
53-3041	Taxi Drivers and Chauffeurs	70	12.38	10.67	13.24	12.27
53-3099	Motor Vehicle Operators, All Other	60	12.06	8.98	13.59	10.19
53-5011	Sailors and Marine Oilers	20	19.47	10.33	24.03	17.36

SOC	OCCUPATIONAL TITLE	Empl	(\$) Mean	(\$) Entry	(\$) Exp	(\$) Median
53-5021	Captains, Mates, and Pilots of Water Vessels	NA	30.92	22.44	35.17	30.14
53-6021	Parking Lot Attendants	NA	10.37	8.95	11.08	9.26
53-6031	Automotive and Watercraft Service Attendants	NA	12.41	8.84	14.20	10.26
53-7021	Crane and Tower Operators	10	21.83	16.55	24.48	21.81
53-7032	Excavating and Loading Machine and Dragline Operators	40	19.52	15.86	21.35	19.38
53-7051	Industrial Truck and Tractor Operators	100	14.75	10.89	16.68	14.08
53-7061	Cleaners of Vehicles and Equipment	250	10.65	8.93	11.51	9.50
53-7062	Laborers and Freight, Stock, and Material Movers, Hand	960	12.25	9.91	13.42	11.85
53-7064	Packers and Packagers, Hand	500	10.38	8.84	11.15	9.23
53-7081	Refuse and Recyclable Material Collectors	NA	16.86	13.86	18.36	15.15

Endorsements



Society for Human Resource Management
1800 Duke Street
Alexandria, VA 22314

March 7, 2014

Statement of Support - Collection of Labor Statistics

The U.S. Bureau of Labor Statistics (BLS) is currently collecting data for various statistical purposes. This data is used to produce a variety of useful labor market statistics. HR professionals and SHRM members may find BLS statistics beneficial in workplace decision-making processes. Therefore SHRM supports the data collection efforts of BLS, including such programs as the Employment Cost Index and Occupational Employment Statistics.

The BLS has assured SHRM that it maintains confidentiality and data security protocol to keep data safe. While SHRM supports its members providing labor statistics information to BLS, the decision to participate is that of your own organization. Thus, SHRM has not and will not share any SHRM members' data or information with BLS.

SHRM encourages its members to participate in these important efforts to measure changes in our economy. If contacted by BLS, your establishment's cooperation and assistance will help BLS help us all.

Alexander Alonso, PhD, SPHR
Vice President, Research
SHRM

1800 Duke Street ■ Alexandria, VA 22314-3499 ■ +1-703-548-3440 +1-703-535-6490 Fax +1-703-548-6999 TTY/TDD ■ www.shrm.org



BOARD OF GOVERNORS OF THE FEDERAL RESERVE SYSTEM
WASHINGTON, D.C. 20551

JANET L. YELLEN
CHAIR

April 11, 2014

Dear Fellow American:

At the Federal Reserve, one of our main roles is to promote maximum employment, stable prices, and moderate long-term interest rates. This task requires accurate and timely information about the U.S. economy. Much of the vital economic information we use at the Federal Reserve comes from the U.S. Bureau of Labor Statistics. I am grateful for the people and businesses that participate in the Bureau of Labor Statistics surveys.

As a Bureau of Labor Statistics survey participant, you help enhance our understanding of the increasingly complex U.S. economy. The more we understand, the better we are able to fulfill our mission and promote the prosperity of American workers, consumers, and businesses.

The Federal Reserve uses the following information from the Bureau of Labor Statistics every day:

- **Price statistics** help us monitor inflation in the prices that consumers pay and producers receive for goods and services.
- **Employment and unemployment statistics** help us examine trends in job growth for the nation and for different geographic areas, industries, and occupations.
- **Pay and benefit statistics** provide us with insights about the well-being of American workers and their families.
- **Productivity statistics** help us understand trends in the efficiency of workers, which ultimately affect the nation's standard of living.

When you agree to participate in a Bureau of Labor Statistics survey, you help provide the vital statistics we use to analyze our economy and keep it strong. For that, I thank you.

Sincerely,

ACKNOWLEDGEMENTS

This report uses the data derived from the Occupational Employment Statistics (OES) program.

The data were gathered and analyzed by our OES team:

Kim Johnstone, *Labor Market Information Supervisor*

Michelle Thompson, *Senior Labor Market Analyst*

Mark Wallner, *Labor Market Analyst*

Kristie Manley, *Editor & Production Coordinator*, created the layout of the publication.

We would like to express our appreciation to all of the employers who participated in the survey; without their support, this publication would not be possible. If you need additional information about this or other publications, please contact our office at:

Delaware Department of Labor
Office of Occupational & Labor Market Information
19 West Lea Blvd.
Wilmington, DE 19802
(302) 761-8060

All publications are available online at <https://lmi.delawareworks.com>



DELAWARE DEPARTMENT OF LABOR
Office of Occupational & Labor Market Information
19 West Lea Boulevard
Wilmington, Delaware 19802
<https://lmi.delawareworks.com>