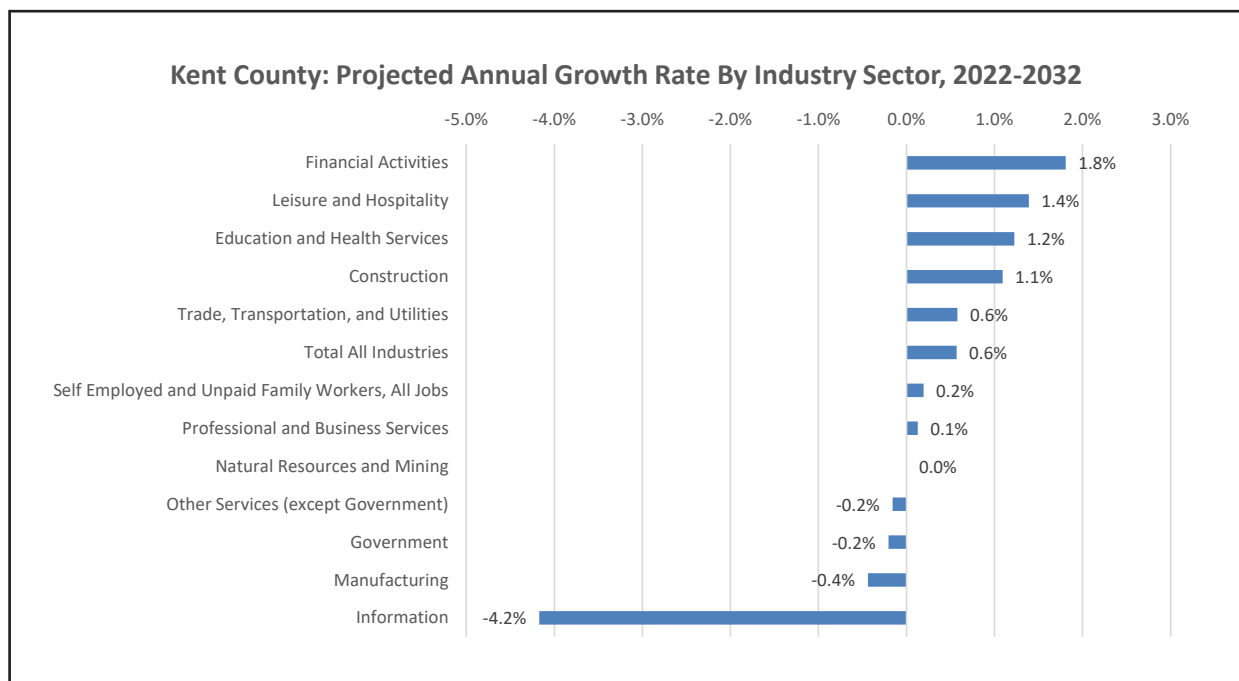


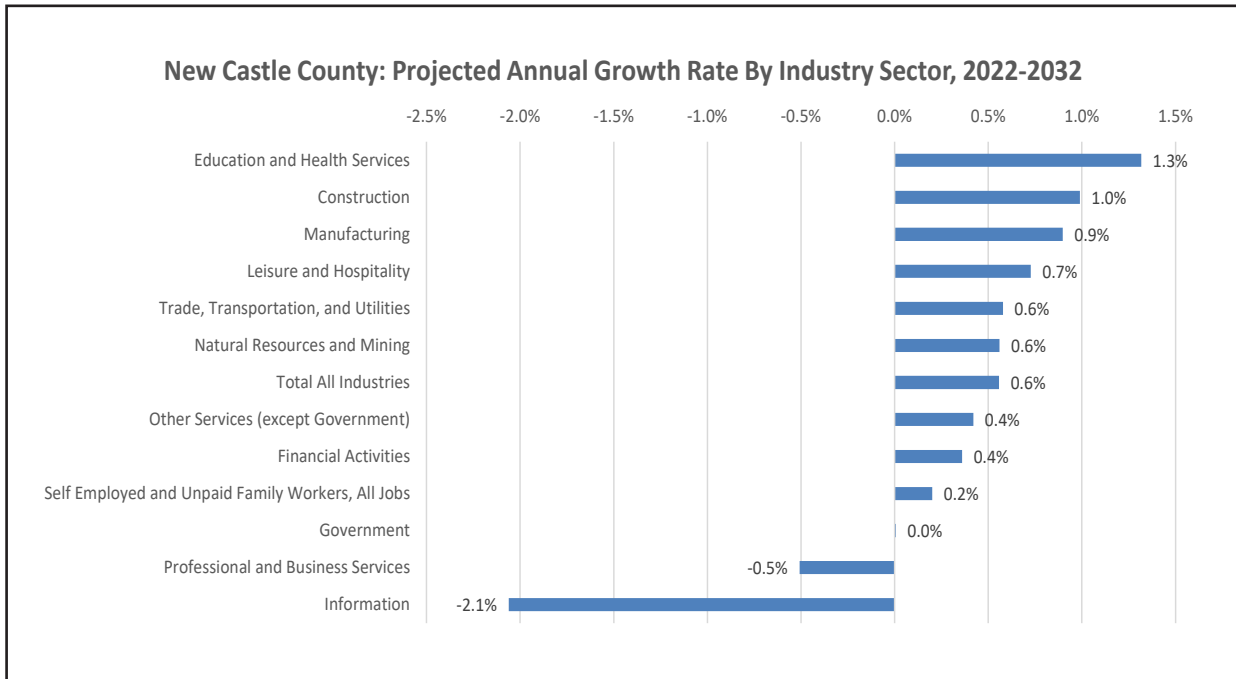
The Fastest Growing Industry Super-Sectors by County, 2022-2032

Kent County is projected to grow at an annual rate of 0.6% over the 2022-2032 projection period, which is behind Delaware's annual average growth rate of 0.7%. Over the 10-year period, the total number of net new jobs created in Kent County is projected to be 4,490. By industry, the *Financial Activities* super-sector is expected to have the fastest growth rate of 1.8% annually. *Leisure and Hospitality* and *Education and Health Services* are projected to be the second and third fastest growing super-sectors with an annual growth rate of 1.4% and 1.2%, respectively. *Information* is projected shrink at an annual rate of 4.2%.



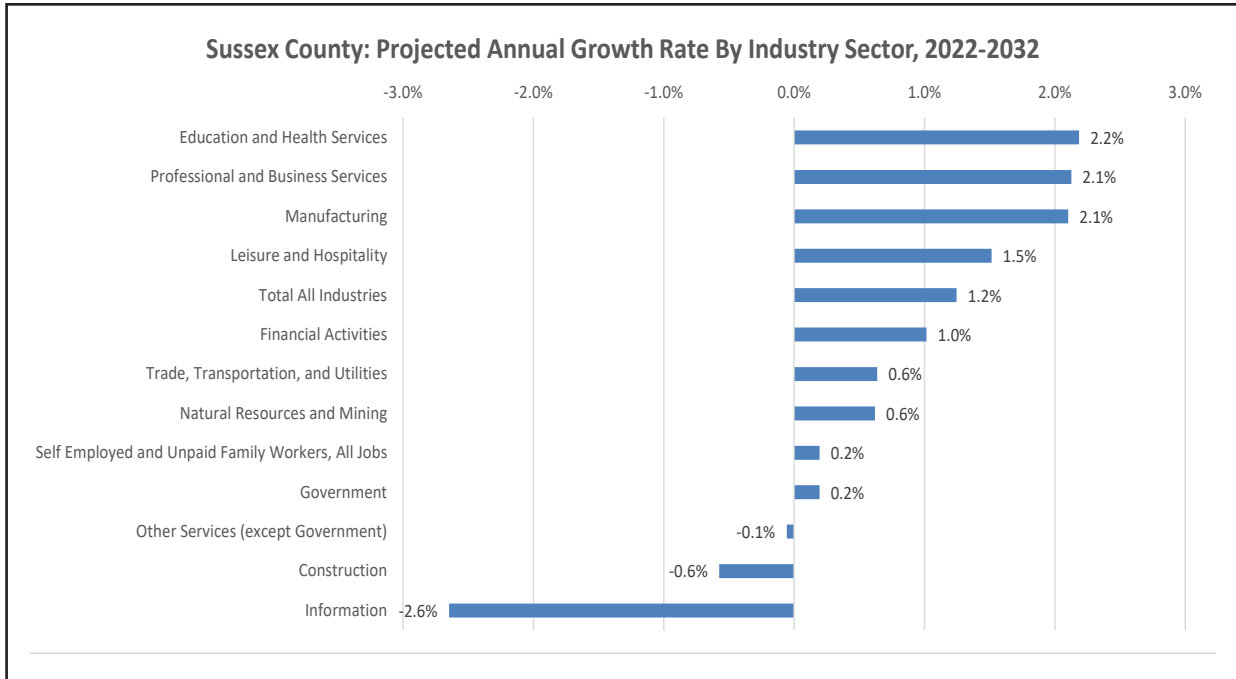
Projected Net Job Growth by 2032	
Industry Super-Sector	Net Job Growth
Total All Industries	4,490
Education and Health Services	2,340
Leisure and Hospitality	1,130
Trade, Transportation, and Utilities	810
Financial Activities	430
Construction	320
Professional and Business Services	90
Self Employed and Unpaid Family Workers, All Jobs	60
Natural Resources and Mining	0
Other Services (except Government)	-40
Information	-170
Manufacturing	-210
Government	-270

New Castle County is projected to grow at an annual rate of 0.6% over the 2022-2032 projection period, which is behind Delaware’s annual average growth rate of 0.7%. Over the 10-year period, the total number of net new jobs created in New Castle County is projected to be 18,200. By industry, *Education and Health Services* is expected to have the fastest growth rate of 1.3% annually. *Construction* and *Manufacturing* are projected to be the second and third fastest growing super-sectors with an annual growth rate of 1.0% and 0.9%, respectively. *Information* is projected shrink at an annual rate of 2.1%.



Projected Net Job Growth by 2032	
Industry Super-Sector	Net Job Growth
Total All Industries	18,200
Education and Health Services	10,970
Trade, Transportation, and Utilities	3,280
Leisure and Hospitality	2,050
Financial Activities	1,550
Construction	1,540
Manufacturing	1,040
Other Services (except Government)	470
Self Employed and Unpaid Family Workers, All Jobs	190
Natural Resources and Mining	50
Government	10
Information	-500
Professional and Business Services	-2,450

Sussex County is projected to grow at an annual rate of 1.2% over the 2022-2032 projection period, which exceeds Delaware’s annual average growth rate of 0.7%. Over the 10-year period, the total number of net new jobs created in Sussex County is projected to be 13,460. By industry, *Education and Health Services* is expected to have the fastest growth rate of 2.2% annually. *Professional and Business Services* and *Manufacturing* are projected to be the second and third fastest growing super-sectors with annual an growth rate of 2.1%. *Information* is projected shrink at an annual rate of 2.6%.



Projected Net Job Growth by 2032	
Industry Super-Sector	Net Job Growth
Total All Industries	13,460
Education and Health Services	4,780
Leisure and Hospitality	2,680
Manufacturing	2,320
Professional and Business Services	2,290
Trade, Transportation, and Utilities	1,130
Financial Activities	400
Natural Resources and Mining	200
Self Employed and Unpaid Family Workers, All Jobs	130
Government	60
Other Services (except Government)	-30
Information	-160
Construction	-340