



LaKresha Moultrie, *Secretary*

# DELAWARE WAGES

## Occupational Employment & Wage Statistics

**2024 Edition**

Published June 2025



**DELAWARE DEPARTMENT OF LABOR**  
Office of Occupational & Labor Market Information

# Table of Contents

**Introduction . . . . . page 1**


## **STATEWIDE WAGE DATA**

Annual Mean Wages and Employment for the Highest and Lowest Paying  
Major Occupational Groups . . . . . **page 3**



## **NEW CASTLE COUNTY WAGE DATA**

Annual Mean Wages and Employment for the Highest and Lowest Paying  
Major Occupational Groups . . . . . **page 24**



## **KENT COUNTY WAGE DATA**

Annual Mean Wages and Employment for the Highest and Lowest Paying  
Major Occupational Groups . . . . . **page 43**



## **SUSSEX COUNTY WAGE DATA**

Annual Mean Wages and Employment for the Highest and Lowest Paying  
Major Occupational Groups . . . . . **page 56**



**Delaware's 5 Lowest and 5 Highest Paying Occupations by Level of Education . . . page 70**  
**Endorsements . . . . . page 74**  
**Acknowledgments . . . . . page 75**

# INTRODUCTION

*The Occupational Employment & Wage Statistics (OEWS) program is a cooperative effort of the U.S. Bureau of Labor Statistics (BLS) and the Office of Occupational and Labor Market Information (OOLMI) in the Delaware Department of Labor. As outlined in more detail below, BLS developed the procedures and methodology, while OOLMI conducts the survey and tabulates the responses. A software program developed by the North Carolina Department of Commerce is used to produce the wage and employment estimates. This means that these estimates are not official BLS estimates, but in most cases, they are identical to the official BLS estimates. When they differ, it is by miniscule amounts. We do not use the official BLS estimates because they are not provided for Sussex or New Castle Counties, only Kent County (because it is a single-county metropolitan statistical area).*

The OEWS program has ordinarily used three years of survey data, in order to increase reliability. Beginning in 2003, data collection was done twice per year, with half the sample surveyed in the spring and half in the fall. Wage estimates are now updated once per year, after

the results from the spring survey are available. The estimates in this publication were derived from surveys conducted from the fall of 2021 through the spring of 2024.

The survey universe is all employers covered by the state Unemployment Insurance program, both private and public. This covers about 92 percent of the state's workers. Self-employed, some non-profit organizations, and most agricultural employees are excluded. All establishments (units) with 250 or more employees are automatically included in the survey, while those with fewer employees are randomly sampled for inclusion in the survey. The smallest units have the lowest probability of selection. Details are provided in the table below.

Response rates averaged 75 percent over the four years of the survey. Non-responding units have data imputed to them by means of a hot-deck "nearest neighbor" technique. This method finds the responding establishment (donor) which most closely

resembles the non-responding establishment, based on industry, size class, and area. A pool of 10 nearest neighbor responding units is typically used to predict each non-response unit. The donor's data are then imputed to the non-responding unit.

Occupations are classified using the Standard Occupational Classification (SOC) system, which consists of 23 major groups, 98 minor groups, 459 broad occupations, and 867 detailed occupations. This publication does not provide data on all the detailed occupations, as some are not employed in the state, and others were reported by too few employers to pass confidentiality restrictions. More information regarding the SOC system and occupational definitions can be found on the BLS website, <https://www.bls.gov/soc>.

Year	Survey Universe		Survey Sample		Usable Response	
	Units	Employment	Units	Employment	Units	Employment
2021	36,761	439,478	758	62,208	573	50,372
2022	40,985	458,017	1,547	106,209	1,160	85,297
2023	42,503	472,751	1,546	95,255	1,180	72,022
2024	44,773	479,347	763	37,112	568	28,452

Employers are asked to supply exact wage rates for their employees; however, it is not required. Conversion between hourly and annual wages is based on a 40-hour week, 52-week year (2,080 hours per year). Some occupations, for instance teachers, typically work a different schedule. Only annual wages are reported for these occupations. In the wage tables, these are printed in **bold** type. The table below shows the wage ranges used in the 2024 survey.

Range	Hourly Wage	Annual Wage
A	Under \$9.25	Under \$19,240
B	\$9.25 to \$11.99	\$19,240 to \$24,959
C	\$12.00 to \$15.49	\$24,960 to \$32,239
D	\$15.50 to \$19.74	\$32,240 to \$41,079
E	\$19.75 to \$25.49	\$41,080 to \$53,039
F	\$25.50 to \$32.74	\$53,040 to \$68,119
G	\$32.75 to \$41.99	\$68,120 to \$87,359
H	\$42.00 to \$53.99	\$87,360 to \$112,319
I	\$54.00 to \$69.49	\$112,320 to \$144,559
J	\$69.50 to \$89.49	\$144,560 to \$186,159
K	\$89.50 to \$114.99	\$186,160 to \$239,199
L	\$115.00 and over	\$239,200 and over

Wages include base rate, cost-of-living allowances, hazardous duty pay, incentive pay (including commissions, piece rates, and production bonuses), tips, longevity

pay, on-call pay, and portal-to-portal pay. Not included are back pay, overtime pay, severance pay, shift differentials, premium pay for holidays or weekends, meal and lodging allowances, uniform allowances, non-production bonuses, profit sharing distributions, or stock bonuses.


Although a wide variety of statistics are estimated from the raw data, we publish only five: the employment level [**Empl**] for all employers in the area (state or county);

the mean (average) wage [**(\$)Mean**]; the median wage [**(\$)Median**], where half the workers in an occupation make less than, and the other half more than; and entry-level [**(\$)Entry**] and experienced [**(\$)Exp**] wage rates. **NA** in the employment field means that the employment estimate does not meet publishability standards. **N/A** in one of

the wage fields signifies that a large portion of the responses are in the highest, unbounded wage category and a valid wage estimate is not possible. Or it means that it does not meet

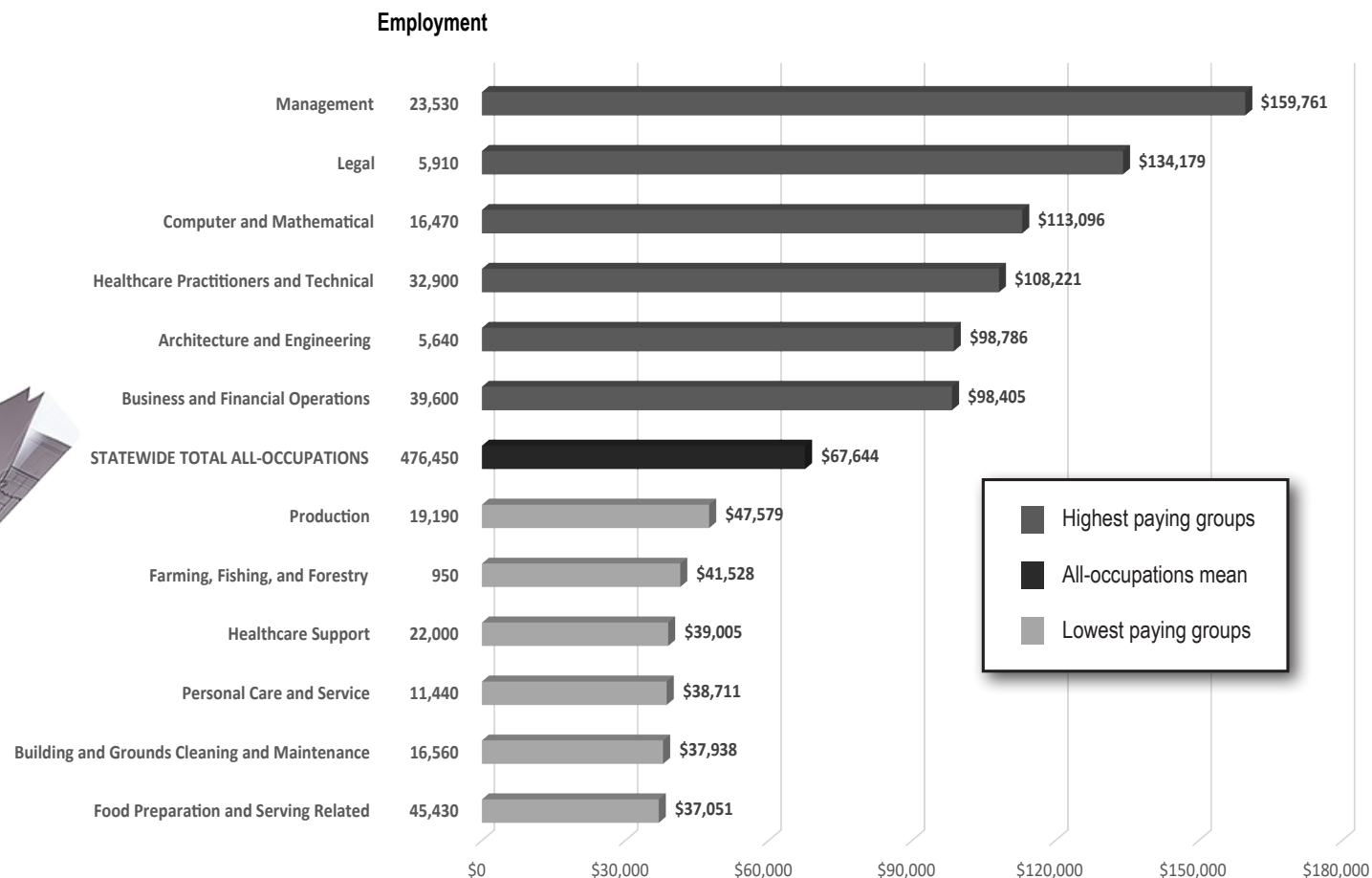
publishability standards and screenings. When both the wage and employment estimates for an occupation do not meet standards, no estimates for the occupation are published.

To determine entry and experienced wage rates, an occupation's wage distribution is divided into thirds. The mean of the lowest third is the entry-level wage rate. The mean of the highest two-thirds is the experienced wage rate. It is important to note that employers are not requested to supply information on their workers' amount of experience.



# STATEWIDE DATA

## Annual Mean Wages and Employment for the Highest and Lowest Paying Major Occupational Groups





SOC	OCCUPATIONAL TITLE	Empl	(\$) <b>Mean</b>	(\$) <b>Entry</b>	(\$) <b>Exp</b>	(\$) <b>Median</b>
00-0000	<i>Total all occupations</i>	476,450	32.52	15.90	40.83	24.53
<b>11-0000</b>	<b><u>Management Occupations</u></b>	23,530	76.81	40.38	95.02	67.46
11-1011	Chief Executives	440	112.35	45.90	145.57	91.57
11-1021	General and Operations Managers	4,740	79.61	40.14	99.34	65.82
11-1031	Legislators	90	<b>67,620</b>	<b>44,216</b>	<b>79,322</b>	<b>58,247</b>
11-2021	Marketing Managers	830	N/A	N/A	N/A	N/A
11-2022	Sales Managers	1,070	95.94	60.57	113.63	96.68
11-2032	Public Relations Managers	160	76.95	51.91	89.47	74.14
11-2033	Fundraising Managers	140	66.58	47.09	76.32	60.92
11-3012	Administrative Services Managers	820	72.67	49.21	84.40	66.54
11-3013	Facilities Managers	240	65.01	44.40	75.32	62.28
11-3021	Computer and Information Systems Managers	1,610	93.33	62.22	108.89	87.00
11-3031	Financial Managers	2,800	94.71	62.51	110.80	86.56
11-3051	Industrial Production Managers	390	70.86	48.71	81.93	68.65
11-3061	Purchasing Managers	150	N/A	N/A	N/A	N/A
11-3071	Transportation, Storage, and Distribution Managers	310	72.36	47.99	84.55	72.40
11-3111	Compensation and Benefits Managers	20	92.84	63.07	107.73	81.79
11-3121	Human Resources Managers	630	74.07	43.46	89.37	70.02
11-3131	Training and Development Managers	40	76.35	51.50	88.77	79.50
11-9021	Construction Managers	680	68.50	48.53	78.48	65.00
11-9031	Education and Childcare Administrators, Preschool and Daycare	390	31.07	19.09	37.06	30.75
11-9032	Education Administrators, Kindergarten through Secondary	1,080	<b>127,119</b>	<b>106,159</b>	<b>137,600</b>	<b>129,889</b>
11-9033	Education Administrators, Postsecondary	330	76.11	43.50	92.41	65.20
11-9039	Education Administrators, All Other	70	54.66	32.08	65.95	49.07
11-9041	Architectural and Engineering Managers	430	83.85	66.53	92.51	83.61
11-9051	Food Service Managers	580	39.22	29.35	44.16	36.64
11-9071	Gambling Managers	20	52.93	33.75	62.52	48.31
11-9072	Entertainment and Recreation Managers, Except Gambling	20	50.34	36.20	57.41	49.11
11-9081	Lodging Managers	170	38.67	27.35	44.33	36.01
11-9111	Medical and Health Services Managers	NA	73.40	41.73	89.23	60.17
11-9121	Natural Sciences Managers	440	N/A	N/A	N/A	N/A
11-9131	Postmasters and Mail Superintendents	40	46.29	41.95	48.47	45.46

SOC	OCCUPATIONAL TITLE	Empl	(\$) Mean	(\$) Entry	(\$) Exp	(\$) Median
11-9141	Property, Real Estate, and Community Association Managers	800	34.39	23.45	39.86	29.42
11-9151	Social and Community Service Managers	1,030	37.49	27.04	42.71	35.44
11-9161	Emergency Management Directors	20	46.61	32.93	53.44	47.18
11-9171	Funeral Home Managers	40	N/A	N/A	N/A	N/A
11-9199	Managers, All Other	1,170	85.10	53.87	100.72	81.88
<b>13-0000</b>	<b><u>Business and Financial Operations Occupations</u></b>	39,600	47.31	28.60	56.67	41.33
13-1020	Buyers and Purchasing Agents	1,310	42.20	27.76	49.42	39.73
13-1031	Claims Adjusters, Examiners, and Investigators	760	39.61	26.63	46.09	38.09
13-1041	Compliance Officers	2,370	43.76	27.20	52.04	42.53
13-1051	Cost Estimators	1,000	36.11	24.59	41.87	36.24
13-1071	Human Resources Specialists	3,110	38.24	25.29	44.71	34.94
13-1075	Labor Relations Specialists	270	44.31	27.77	52.58	44.19
13-1081	Logisticians	510	46.87	32.21	54.20	43.19
13-1082	Project Management Specialists	2,200	56.94	39.41	65.70	54.96
13-1111	Management Analysts	4,030	51.79	30.25	62.56	46.65
13-1121	Meeting, Convention, and Event Planners	360	26.44	17.77	30.78	26.07
13-1131	Fundraisers	330	33.90	23.06	39.32	32.48
13-1141	Compensation, Benefits, and Job Analysis Specialists	330	44.47	28.08	52.67	42.17
13-1151	Training and Development Specialists	1,240	42.28	25.75	50.54	38.14
13-1161	Market Research Analysts and Marketing Specialists	3,220	48.70	28.94	58.58	47.43
13-1199	Business Operations Specialists, All Other	1,700	N/A	N/A	N/A	N/A
13-2011	Accountants and Auditors	6,120	45.74	29.39	53.92	40.66
13-2020	Property Appraisers and Assessors	160	32.94	21.39	38.72	27.42
13-2031	Budget Analysts	230	41.62	32.08	46.40	38.79
13-2041	Credit Analysts	630	53.51	32.09	64.22	47.61
13-2051	Financial and Investment Analysts	3,140	54.91	34.41	65.15	47.68
13-2052	Personal Financial Advisors	600	64.24	30.59	81.07	61.62
13-2053	Insurance Underwriters	NA	37.87	22.34	45.63	32.19
13-2054	Financial Risk Specialists	1,280	61.31	43.64	70.15	62.53
13-2061	Financial Examiners	520	48.20	32.74	55.93	45.84
13-2071	Credit Counselors	50	28.21	22.01	31.32	25.15

SOC	OCCUPATIONAL TITLE	Empl	(\$) Mean	(\$) Entry	(\$) Exp	(\$) Median
13-2072	Loan Officers	1,480	43.57	27.47	51.62	38.83
13-2081	Tax Examiners and Collectors, and Revenue Agents	100	35.75	23.67	41.79	32.98
13-2082	Tax Preparers	250	22.17	16.24	25.14	20.24
13-2099	Financial Specialists, All Other	2,090	46.72	31.00	54.58	38.26
<b>15-0000</b>	<b>Computer and Mathematical Occupations</b>	16,470	54.37	31.55	65.78	51.87
15-1211	Computer Systems Analysts	2,940	53.19	33.60	62.99	50.04
15-1212	Information Security Analysts	630	62.91	43.39	72.67	64.45
15-1221	Computer and Information Research Scientists	NA	53.60	37.71	61.55	53.41
15-1231	Computer Network Support Specialists	200	32.18	23.39	36.58	29.68
15-1232	Computer User Support Specialists	2,220	31.73	21.10	37.05	29.94
15-1241	Computer Network Architects	920	61.04	39.61	71.76	61.53
15-1242	Database Administrators	730	50.89	33.38	59.64	48.19
15-1243	Database Architects	NA	72.14	58.67	78.88	70.40
15-1244	Network and Computer Systems Administrators	930	46.74	30.40	54.90	46.20
15-1251	Computer Programmers	370	51.34	34.47	59.78	48.41
15-1252	Software Developers	3,850	65.47	47.68	74.36	64.98
15-1253	Software Quality Assurance Analysts and Testers	700	54.35	35.90	63.58	50.97
15-1254	Web Developers	NA	41.01	34.53	44.24	35.00
15-1255	Web and Digital Interface Designers	200	35.16	23.21	41.14	34.37
15-1299	Computer Occupations, All Other	1,160	65.00	33.69	80.65	63.78
15-2031	Operations Research Analysts	600	49.70	31.81	58.65	48.66
15-2041	Statisticians	90	59.73	39.65	69.77	60.88
15-2051	Data Scientists	540	N/A	N/A	N/A	N/A
<b>17-0000</b>	<b>Architecture and Engineering Occupations</b>	5,640	47.49	28.63	56.93	45.61
17-1011	Architects, Except Landscape and Naval	130	45.92	33.49	52.14	46.91
17-1012	Landscape Architects	30	43.95	27.44	52.21	41.25
17-1022	Surveyors	70	42.32	34.56	46.20	41.03
17-2011	Aerospace Engineers	30	58.09	43.18	65.54	53.40
17-2031	Bioengineers and Biomedical Engineers	20	56.28	43.10	62.86	54.98
17-2041	Chemical Engineers	390	62.63	44.18	71.86	63.14



SOC	OCCUPATIONAL TITLE	Empl	(\$) Mean	(\$) Entry	(\$) Exp	(\$) Median
17-2051	Civil Engineers	1,000	50.52	35.94	57.81	47.99
17-2061	Computer Hardware Engineers	40	62.47	34.47	76.48	63.48
17-2071	Electrical Engineers	600	56.44	40.42	64.46	53.71
17-2072	Electronics Engineers, Except Computer	20	63.22	47.20	71.23	65.92
17-2081	Environmental Engineers	130	54.58	35.65	64.05	47.99
17-2111	Health and Safety Engineers	50	54.51	36.82	63.36	56.37
17-2112	Industrial Engineers	740	56.44	41.86	63.74	57.05
17-2131	Materials Engineers	50	62.63	44.78	71.56	61.36
17-2141	Mechanical Engineers	530	55.01	38.41	63.31	50.97
17-2199	Engineers, All Other	130	49.98	34.05	57.95	41.12
17-3011	Architectural and Civil Drafters	390	30.78	22.20	35.06	29.92
17-3012	Electrical and Electronics Drafters	60	33.50	23.30	38.60	30.02
17-3013	Mechanical Drafters	150	30.51	21.62	34.95	30.56
17-3019	Drafters, All Other	20	35.00	21.35	41.83	40.52
17-3022	Civil Engineering Technologists and Technicians	410	26.51	19.44	30.05	27.35
17-3023	Electrical and Electronic Engineering Technologists and Technicians	140	30.61	21.73	35.05	29.36
17-3025	Environmental Engineering Technologists and Technicians	40	36.86	28.19	41.19	36.79
17-3027	Mechanical Engineering Technologists and Technicians	NA	33.96	29.36	36.27	31.63
17-3029	Engineering Technologists and Technicians, Except Drafters, All Other	70	31.04	21.44	35.83	31.70
17-3031	Surveying and Mapping Technicians	200	25.93	19.82	28.99	23.49
<b>19-0000</b>	<b><u>Life, Physical, and Social Science Occupations</u></b>	6,380	43.49	25.67	52.40	38.74
19-1013	Soil and Plant Scientists	80	34.59	27.76	38.01	30.91
19-1021	Biochemists and Biophysicists	470	50.95	31.41	60.72	48.61
19-1022	Microbiologists	180	40.18	28.67	45.94	36.40
19-1029	Biological Scientists, All Other	30	40.81	26.76	47.83	37.01
19-1031	Conservation Scientists	60	30.82	23.15	34.65	26.92
19-1041	Epidemiologists	NA	44.52	35.11	49.23	41.79
19-1042	Medical Scientists, Except Epidemiologists	350	51.18	30.75	61.40	46.94
19-2012	Physicists	40	69.78	31.44	88.95	39.80
19-2021	Atmospheric and Space Scientists	60	N/A	N/A	N/A	N/A
19-2031	Chemists	1,180	60.06	41.21	69.48	60.30

SOC	OCCUPATIONAL TITLE	Empl	(\$) Mean	(\$) Entry	(\$) Exp	(\$) Median
19-2032	Materials Scientists	100	53.21	29.35	65.13	47.13
19-2041	Environmental Scientists and Specialists, Including Health	330	31.62	23.24	35.81	30.18
19-2042	Geoscientists, Except Hydrologists and Geographers	60	41.38	28.14	47.99	39.89
19-2099	Physical Scientists, All Other	10	50.81	30.64	60.89	52.13
19-3033	Clinical and Counseling Psychologists	190	52.13	40.14	58.13	52.46
19-3034	School Psychologists	320	40.97	31.38	45.76	38.60
19-3039	Psychologists, All Other	20	54.69	32.97	65.55	60.75
19-3041	Sociologists	20	72.39	54.38	81.40	79.80
19-3051	Urban and Regional Planners	350	33.50	24.95	37.78	31.93
19-4012	Agricultural Technicians	NA	22.72	17.61	25.28	23.57
19-4021	Biological Technicians	160	27.56	21.97	30.36	26.80
19-4031	Chemical Technicians	600	31.02	21.39	35.83	31.22
19-4042	Environmental Science and Protection Technicians, Including Health	140	21.09	16.42	23.43	20.52
19-4043	Geological Technicians, Except Hydrologic Technicians	20	25.12	19.45	27.96	23.34
19-4071	Forest and Conservation Technicians	20	20.93	15.50	23.64	20.01
19-4099	Life, Physical, and Social Science Technicians, All Other	90	N/A	N/A	N/A	N/A
19-5011	Occupational Health and Safety Specialists	640	41.65	28.23	48.36	41.26
19-5012	Occupational Health and Safety Technicians	230	31.97	24.36	35.77	28.73
<b>21-0000</b>	<b>Community and Social Service Occupations</b>	8,810	28.58	19.49	33.13	25.90
21-1012	Educational, Guidance, and Career Counselors and Advisors	1,750	34.20	23.09	39.76	34.83
21-1013	Marriage and Family Therapists	380	31.17	23.96	34.78	30.46
21-1015	Rehabilitation Counselors	470	22.18	18.23	24.16	21.28
21-1018	Substance Abuse, Behavioral Disorder, and Mental Health Counselors	1,240	26.98	19.03	30.95	23.89
21-1019	Counselors, All Other	NA	35.36	24.63	40.72	38.83
21-1021	Child, Family, and School Social Workers	810	25.17	20.32	27.59	22.20
21-1022	Healthcare Social Workers	710	31.87	22.89	36.37	30.16
21-1023	Mental Health and Substance Abuse Social Workers	410	28.29	22.43	31.22	27.70
21-1029	Social Workers, All Other	140	41.72	27.92	48.62	44.09
21-1091	Health Education Specialists	370	30.86	18.05	37.26	29.71
21-1092	Probation Officers and Correctional Treatment Specialists	380	35.72	28.21	39.47	36.45
21-1093	Social and Human Service Assistants	1,170	20.43	16.80	22.25	19.65

SOC	OCCUPATIONAL TITLE	Empl	(\$) <b>Mean</b>	(\$) <b>Entry</b>	(\$) <b>Exp</b>	(\$) <b>Median</b>
21-1094	Community Health Workers	370	24.25	17.91	27.42	22.55
21-1099	Community and Social Service Specialists, All Other	400	26.95	19.95	30.44	26.07
21-2011	Clergy	90	30.95	24.01	34.41	29.45
<b>23-0000</b>	<b><u>Legal Occupations</u></b>	5,910	64.51	25.98	83.78	47.37
23-1011	Lawyers	2,970	94.66	49.57	117.20	83.03
23-1012	Judicial Law Clerks	100	30.20	28.33	31.13	30.50
23-1021	Administrative Law Judges, Adjudicators, and Hearing Officers	NA	33.14	19.29	40.06	26.20
23-1023	Judges, Magistrate Judges, and Magistrates	120	72.00	43.69	86.16	60.91
23-2011	Paralegals and Legal Assistants	2,220	31.95	22.89	36.48	28.84
23-2093	Title Examiners, Abstractors, and Searchers	70	28.04	18.87	32.63	25.16
23-2099	Legal Support Workers, All Other	330	36.72	23.89	43.14	31.02
<b>25-0000</b>	<b><u>Educational Instruction and Library Occupations</u></b>	27,790	29.53	17.21	35.70	28.72
25-1011	Business Teachers, Postsecondary	300	<b>98,386</b>	<b>50,705</b>	<b>122,227</b>	<b>80,821</b>
25-1021	Computer Science Teachers, Postsecondary	140	<b>89,729</b>	<b>51,422</b>	<b>108,882</b>	<b>81,354</b>
25-1022	Mathematical Science Teachers, Postsecondary	140	<b>74,750</b>	<b>46,953</b>	<b>88,649</b>	<b>64,926</b>
25-1032	Engineering Teachers, Postsecondary	230	<b>101,707</b>	<b>62,722</b>	<b>121,199</b>	<b>104,834</b>
25-1041	Agricultural Sciences Teachers, Postsecondary	80	<b>89,956</b>	<b>57,670</b>	<b>106,099</b>	<b>80,051</b>
25-1042	Biological Science Teachers, Postsecondary	140	<b>92,061</b>	<b>55,649</b>	<b>110,267</b>	<b>79,850</b>
25-1052	Chemistry Teachers, Postsecondary	90	<b>90,608</b>	<b>53,816</b>	<b>109,004</b>	<b>84,173</b>
25-1054	Physics Teachers, Postsecondary	80	<b>91,579</b>	<b>56,068</b>	<b>109,334</b>	<b>83,998</b>
25-1063	Economics Teachers, Postsecondary	60	<b>113,492</b>	<b>70,253</b>	<b>135,111</b>	<b>101,674</b>
25-1066	Psychology Teachers, Postsecondary	80	<b>83,937</b>	<b>53,972</b>	<b>98,919</b>	<b>81,533</b>
25-1067	Sociology Teachers, Postsecondary	NA	<b>79,796</b>	<b>56,735</b>	<b>91,327</b>	<b>80,998</b>
25-1071	Health Specialties Teachers, Postsecondary	280	<b>106,106</b>	<b>55,671</b>	<b>131,324</b>	<b>94,701</b>
25-1072	Nursing Instructors and Teachers, Postsecondary	250	<b>89,733</b>	<b>56,815</b>	<b>106,193</b>	<b>83,417</b>
25-1111	Criminal Justice and Law Enforcement Teachers, Postsecondary	30	<b>80,076</b>	<b>53,698</b>	<b>93,265</b>	<b>77,532</b>
25-1112	Law Teachers, Postsecondary	20	<b>136,621</b>	<b>102,465</b>	<b>153,699</b>	<b>127,803</b>
25-1113	Social Work Teachers, Postsecondary	80	<b>70,440</b>	<b>46,409</b>	<b>82,456</b>	<b>66,129</b>
25-1121	Art, Drama, and Music Teachers, Postsecondary	180	<b>71,310</b>	<b>45,864</b>	<b>84,034</b>	<b>65,125</b>
25-1122	Communications Teachers, Postsecondary	70	<b>70,756</b>	<b>49,031</b>	<b>81,618</b>	<b>65,104</b>

SOC	OCCUPATIONAL TITLE	Empl	(\$) <b>Mean</b>	(\$) <b>Entry</b>	(\$) <b>Exp</b>	(\$) <b>Median</b>
25-1123	English Language and Literature Teachers, Postsecondary	190	<b>68,312</b>	<b>46,226</b>	<b>79,355</b>	<b>64,695</b>
25-1124	Foreign Language and Literature Teachers, Postsecondary	100	<b>65,707</b>	<b>43,595</b>	<b>76,763</b>	<b>63,006</b>
25-1194	Career/Technical Education Teachers, Postsecondary	250	28.91	22.68	32.03	29.30
25-1199	Postsecondary Teachers, All Other	130	<b>70,519</b>	<b>41,638</b>	<b>84,959</b>	<b>65,913</b>
25-2011	Preschool Teachers, Except Special Education	2,090	<b>33,592</b>	<b>28,882</b>	<b>35,946</b>	<b>31,382</b>
25-2012	Kindergarten Teachers, Except Special Education	100	<b>61,138</b>	<b>44,788</b>	<b>69,313</b>	<b>62,452</b>
25-2021	Elementary School Teachers, Except Special Education	2,540	<b>68,677</b>	<b>51,145</b>	<b>77,442</b>	<b>66,385</b>
25-2022	Middle School Teachers, Except Special and Career/Technical Education	2,670	<b>68,701</b>	<b>51,186</b>	<b>77,459</b>	<b>63,769</b>
25-2031	Secondary School Teachers, Except Special and Career/Technical Education	5,410	<b>71,174</b>	<b>54,832</b>	<b>79,345</b>	<b>75,422</b>
25-2032	Career/Technical Education Teachers, Secondary School	560	<b>77,589</b>	<b>66,532</b>	<b>83,118</b>	<b>76,933</b>
25-2052	Special Education Teachers, Kindergarten and Elementary School	880	<b>64,244</b>	<b>51,764</b>	<b>70,484</b>	<b>58,990</b>
25-2057	Special Education Teachers, Middle School	NA	<b>72,092</b>	<b>54,220</b>	<b>81,027</b>	<b>74,744</b>
25-2058	Special Education Teachers, Secondary School	1,180	<b>72,084</b>	<b>55,512</b>	<b>80,370</b>	<b>75,548</b>
25-2059	Special Education Teachers, All Other	60	<b>74,115</b>	<b>57,551</b>	<b>82,398</b>	<b>75,712</b>
25-3011	Adult Basic and Secondary Education, and Second Language Instructors	230	34.44	22.10	40.61	35.63
25-3021	Self-Enrichment Teachers	360	22.55	13.88	26.89	20.30
25-3031	Substitute Teachers, Short-Term	NA	18.21	13.72	20.45	17.31
25-3041	Tutors	490	17.05	13.46	18.85	15.00
25-3099	Teachers and Instructors, All Other	90	<b>58,264</b>	<b>33,736</b>	<b>70,527</b>	<b>61,142</b>
25-4011	Archivists	50	25.21	19.68	27.97	24.86
25-4012	Curators	70	28.28	18.75	33.04	24.51
25-4013	Museum Technicians and Conservators	50	22.13	16.47	24.96	17.95
25-4022	Librarians and Media Collections Specialists	330	37.43	26.97	42.66	37.64
25-4031	Library Technicians	190	22.16	16.56	24.96	22.51
25-9021	Farm and Home Management Educators	60	32.51	22.95	37.29	30.11
25-9031	Instructional Coordinators	1,080	34.79	23.31	40.52	37.11
25-9044	Teaching Assistants, Postsecondary	190	N/A	N/A	N/A	N/A
25-9045	Teaching Assistants, Except Postsecondary	4,390	<b>37,494</b>	<b>29,798</b>	<b>41,342</b>	<b>36,761</b>
25-9099	Educational Instruction and Library Workers, All Other	70	25.70	19.75	28.68	24.61
<b>27-0000</b>	<b><u>Arts, Design, Entertainment, Sports, and Media Occupations</u></b>	4,450	30.37	16.07	37.52	25.77
27-1011	Art Directors	40	47.03	37.68	51.71	46.79

SOC	OCCUPATIONAL TITLE	Empl	(\$) <b>Mean</b>	(\$) <b>Entry</b>	(\$) <b>Exp</b>	(\$) <b>Median</b>
27-1023	Floral Designers	110	17.13	13.70	18.84	15.07
27-1024	Graphic Designers	420	28.15	18.95	32.74	27.00
27-1025	Interior Designers	180	28.80	19.19	33.61	26.55
27-1026	Merchandise Displayers and Window Trimmers	800	18.22	14.28	20.20	17.29
27-1027	Set and Exhibit Designers	10	27.45	17.24	32.55	24.37
27-2012	Producers and Directors	90	52.59	25.53	66.12	45.16
27-2022	Coaches and Scouts	700	<b>55,082</b>	<b>30,635</b>	<b>67,305</b>	<b>39,909</b>
27-2099	Entertainers and Performers, Sports and Related Workers, All Other	10	N/A	N/A	N/A	N/A
27-3023	News Analysts, Reporters, and Journalists	40	33.37	17.88	41.11	29.61
27-3031	Public Relations Specialists	860	39.25	23.97	46.89	36.32
27-3041	Editors	180	40.47	26.86	47.28	44.08
27-3042	Technical Writers	100	N/A	N/A	N/A	N/A
27-3043	Writers and Authors	40	31.26	22.88	35.45	27.55
27-3091	Interpreters and Translators	90	25.48	17.10	29.67	23.94
27-3092	Court Reporters and Simultaneous Captioners	40	29.17	19.12	34.20	36.35
27-4011	Audio and Video Technicians	80	32.27	22.35	37.23	33.32
27-4021	Photographers	250	24.30	15.59	28.66	24.06
27-4031	Camera Operators, Television, Video, and Film	10	31.71	23.81	35.67	30.50
27-4099	Media and Communication Equipment Workers, All Other	10	40.39	31.05	45.06	39.28
<b>29-0000</b>	<b>Healthcare Practitioners and Technical Occupations</b>	32,900	52.03	27.62	64.23	42.23
29-1011	Chiropractors	120	N/A	N/A	N/A	N/A
29-1021	Dentists, General	360	109.97	65.39	132.27	108.02
29-1031	Dietitians and Nutritionists	360	36.09	28.48	39.89	34.20
29-1041	Optometrists	180	64.82	38.34	78.07	66.30
29-1051	Pharmacists	790	66.76	48.97	75.65	67.53
29-1071	Physician Assistants	690	67.52	52.14	75.22	66.69
29-1081	Podiatrists	70	81.85	50.10	97.72	89.99
29-1122	Occupational Therapists	480	45.97	32.63	52.64	46.19
29-1123	Physical Therapists	910	51.18	39.61	56.96	49.58
29-1124	Radiation Therapists	60	58.17	49.02	62.74	52.88
29-1125	Recreational Therapists	70	24.49	19.60	26.94	20.34

SOC	OCCUPATIONAL TITLE	Empl	(\$) Mean	(\$) Entry	(\$) Exp	(\$) Median
29-1126	Respiratory Therapists	410	43.22	37.22	46.21	42.01
29-1127	Speech-Language Pathologists	NA	48.33	38.48	53.26	48.57
29-1128	Exercise Physiologists	50	28.61	19.43	33.20	26.88
29-1131	Veterinarians	280	N/A	N/A	N/A	N/A
29-1141	Registered Nurses	13,260	45.89	36.15	50.76	44.52
29-1151	Nurse Anesthetists	70	103.73	67.30	121.94	113.85
29-1161	Nurse Midwives	50	52.68	42.17	57.94	47.63
29-1171	Nurse Practitioners	1,210	62.59	50.71	68.53	61.45
29-1181	Audiologists	NA	39.31	34.22	41.85	37.87
29-1212	Cardiologists	100	N/A	N/A	N/A	N/A
29-1213	Dermatologists	60	169.56	99.20	N/A	N/A
29-1214	Emergency Medicine Physicians	60	N/A	141.68	N/A	N/A
29-1215	Family Medicine Physicians	640	114.52	66.54	138.52	113.44
29-1216	General Internal Medicine Physicians	NA	98.81	72.84	111.79	73.84
29-1218	Obstetricians and Gynecologists	180	153.60	117.03	N/A	N/A
29-1221	Pediatricians, General	250	98.81	65.12	115.66	101.60
29-1222	Physicians, Pathologists	40	N/A	148.59	N/A	N/A
29-1223	Psychiatrists	80	114.74	50.82	146.70	113.82
29-1224	Radiologists	220	N/A	143.14	N/A	N/A
29-1229	Physicians, All Other	1,100	107.36	37.86	142.11	111.62
29-1249	Surgeons, All Other	70	N/A	N/A	N/A	N/A
29-1292	Dental Hygienists	590	49.30	43.66	52.11	47.94
29-1299	Healthcare Diagnosing or Treating Practitioners, All Other	30	50.05	32.65	58.74	46.00
29-2010	Clinical Laboratory Technologists and Technicians	590	33.93	23.07	39.36	32.23
29-2031	Cardiovascular Technologists and Technicians	340	34.96	20.31	42.28	38.25
29-2032	Diagnostic Medical Sonographers	210	44.88	37.54	48.56	42.23
29-2033	Nuclear Medicine Technologists	90	47.12	38.88	51.24	46.17
29-2034	Radiologic Technologists and Technicians	590	39.94	31.12	44.34	40.66
29-2035	Magnetic Resonance Imaging Technologists	180	48.29	39.42	52.72	50.99
29-2042	Emergency Medical Technicians	970	23.01	19.18	24.92	21.79
29-2043	Paramedics	320	33.53	26.14	37.22	29.83
29-2051	Dietetic Technicians	120	20.44	18.07	21.63	19.15



SOC	OCCUPATIONAL TITLE	Empl	(\$) <b>Mean</b>	(\$) <b>Entry</b>	(\$) <b>Exp</b>	(\$) <b>Median</b>
29-2052	Pharmacy Technicians	1,320	21.05	16.96	23.09	20.90
29-2053	Psychiatric Technicians	210	20.23	17.23	21.73	17.80
29-2055	Surgical Technologists	370	29.41	23.83	32.19	29.92
29-2056	Veterinary Technologists and Technicians	580	22.35	17.33	24.85	22.64
29-2057	Ophthalmic Medical Technicians	80	20.90	16.60	23.04	20.06
29-2061	Licensed Practical and Licensed Vocational Nurses	1,600	31.98	27.90	34.01	31.77
29-2072	Medical Records Specialists	560	24.82	17.62	28.42	25.01
29-2081	Opticians, Dispensing	280	21.19	16.81	23.38	19.42
29-2091	Orthotists and Prosthetists	20	29.55	25.82	31.41	26.52
29-2092	Hearing Aid Specialists	NA	27.46	24.33	29.03	27.95
29-2099	Health Technologists and Technicians, All Other	160	33.17	20.75	39.37	31.18
29-9021	Health Information Technologists and Medical Registrars	NA	32.45	24.27	36.54	32.75
29-9091	Athletic Trainers	60	<b>64,084</b>	<b>49,742</b>	<b>71,254</b>	<b>60,750</b>
29-9092	Genetic Counselors	40	N/A	N/A	N/A	N/A
29-9099	Healthcare Practitioners and Technical Workers, All Other	70	33.34	19.76	40.13	22.87
<b>31-0000</b>	<b><u>Healthcare Support Occupations</u></b>	22,000	18.75	14.43	20.91	17.67
31-1120	Home Health and Personal Care Aides	9,750	16.10	13.50	17.39	15.27
31-1131	Nursing Assistants	5,660	19.29	16.46	20.70	18.87
31-1132	Orderlies	200	19.67	17.70	20.65	20.40
31-1133	Psychiatric Aides	40	N/A	N/A	N/A	N/A
31-2011	Occupational Therapy Assistants	140	34.19	27.99	37.29	34.88
31-2021	Physical Therapist Assistants	360	31.05	23.45	34.85	30.49
31-2022	Physical Therapist Aides	250	15.51	13.53	16.50	14.25
31-9011	Massage Therapists	NA	31.35	20.77	36.64	25.92
31-9091	Dental Assistants	1,120	22.65	17.75	25.09	22.16
31-9092	Medical Assistants	2,980	20.43	17.01	22.14	20.11
31-9093	Medical Equipment Preparers	250	25.52	21.95	27.31	25.04
31-9094	Medical Transcriptionists	60	20.34	17.02	22.00	17.75
31-9095	Pharmacy Aides	190	17.62	13.32	19.77	17.53
31-9096	Veterinary Assistants and Laboratory Animal Caretakers	180	18.13	15.39	19.50	17.34

SOC	OCCUPATIONAL TITLE	Empl	(\$) Mean	(\$) Entry	(\$) Exp	(\$) Median
31-9097	Phlebotomists	430	22.20	18.12	24.24	22.28
31-9099	Healthcare Support Workers, All Other	110	26.53	19.26	30.16	27.50
<b>33-0000</b>	<b><u>Protective Service Occupations</u></b>	9,880	28.79	17.08	34.64	25.09
33-1011	First-Line Supervisors of Correctional Officers	240	38.08	31.52	41.36	38.44
33-1012	First-Line Supervisors of Police and Detectives	400	58.92	46.16	65.30	57.73
33-1021	First-Line Supervisors of Firefighting and Prevention Workers	NA	41.57	29.79	47.47	41.69
33-1091	First-Line Supervisors of Security Workers	230	33.94	23.90	38.95	31.92
33-1099	First-Line Supervisors of Protective Service Workers, All Other	50	26.72	14.22	32.97	23.73
33-2011	Firefighters	450	26.33	20.06	29.46	23.11
33-2021	Fire Inspectors and Investigators	70	31.03	17.59	37.75	27.81
33-3012	Correctional Officers and Jailers	1,610	28.53	22.61	31.49	29.33
33-3021	Detectives and Criminal Investigators	NA	50.70	28.87	61.62	42.48
33-3031	Fish and Game Wardens	70	N/A	N/A	N/A	N/A
33-3041	Parking Enforcement Workers	90	20.72	18.05	22.06	19.19
33-3051	Police and Sheriff's Patrol Officers	1,790	41.04	30.80	46.15	40.02
33-9021	Private Detectives and Investigators	120	26.68	21.41	29.32	23.75
33-9031	Gambling Surveillance Officers and Gambling Investigators	60	19.94	16.81	21.51	18.61
33-9032	Security Guards	3,230	21.60	16.81	24.00	18.12
33-9091	Crossing Guards and Flaggers	500	18.44	15.44	19.94	17.37
33-9092	Lifeguards, Ski Patrol, and Other Recreational Protective Service Workers	290	14.81	13.41	15.52	14.87
33-9094	School Bus Monitors	250	17.81	15.04	19.20	18.06
33-9099	Protective Service Workers, All Other	140	20.38	15.94	22.60	18.32
<b>35-0000</b>	<b><u>Food Preparation and Serving Related Occupations</u></b>	45,430	17.81	13.58	19.93	16.44
35-1011	Chefs and Head Cooks	490	32.37	22.33	37.39	31.39
35-1012	First-Line Supervisors of Food Preparation and Serving Workers	4,130	24.32	18.39	27.28	23.42
35-2011	Cooks, Fast Food	790	14.54	13.35	15.13	13.92
35-2012	Cooks, Institution and Cafeteria	2,520	20.20	17.39	21.61	20.91
35-2014	Cooks, Restaurant	5,460	18.01	14.73	19.65	17.70
35-2015	Cooks, Short Order	80	16.40	14.41	17.40	15.37
35-2021	Food Preparation Workers	2,480	16.36	13.89	17.59	16.00

SOC	OCCUPATIONAL TITLE	Empl	(\$) Mean	(\$) Entry	(\$) Exp	(\$) Median
35-3011	Bartenders	2,380	19.01	13.37	21.82	17.51
35-3023	Fast Food and Counter Workers	13,800	15.29	13.54	16.16	14.52
35-3031	Waiters and Waitresses	8,040	19.14	13.25	22.09	16.23
35-3041	Food Servers, Nonrestaurant	840	15.98	13.72	17.12	15.24
35-9011	Dining Room and Cafeteria Attendants and Bartender Helpers	960	15.54	13.27	16.68	14.08
35-9021	Dishwashers	1,570	15.54	13.53	16.54	15.03
35-9031	Hosts and Hostesses, Restaurant, Lounge, and Coffee Shop	1,720	14.42	13.25	15.00	13.52
35-9099	Food Preparation and Serving Related Workers, All Other	NA	16.01	13.25	17.39	13.25
<b>37-0000</b>	<b><u>Building and Grounds Cleaning and Maintenance Occupations</u></b>	16,560	18.24	14.11	20.31	17.08
37-1011	First-Line Supervisors of Housekeeping and Janitorial Workers	770	24.65	17.11	28.42	23.91
37-1012	First-Line Supervisors of Landscaping and Groundskeeping Workers	270	32.05	23.40	36.37	31.35
37-2011	Janitors and Cleaners, Except Maids and Housekeeping Cleaners	8,910	17.20	13.74	18.94	16.61
37-2012	Maids and Housekeeping Cleaners	1,650	15.46	13.83	16.27	15.00
37-2021	Pest Control Workers	280	N/A	N/A	N/A	N/A
37-3011	Landscaping and Groundskeeping Workers	4,130	18.83	15.92	20.29	17.81
37-3012	Pesticide Handlers, Sprayers, and Applicators, Vegetation	NA	20.71	14.46	23.83	22.80
37-3013	Tree Trimmers and Pruners	10	33.90	26.19	37.76	35.39
<b>39-0000</b>	<b><u>Personal Care and Service Occupations</u></b>	11,440	18.61	13.45	21.19	15.34
39-1013	First-Line Supervisors of Gambling Services Workers	100	29.87	24.72	32.44	29.09
39-1014	First-Line Supervisors of Entertainment and Recreation Workers	390	26.58	18.81	30.46	24.91
39-1022	First-Line Supervisors of Personal Service Workers	370	22.96	15.56	26.66	21.89
39-2011	Animal Trainers	90	18.81	14.40	21.01	16.59
39-2021	Animal Caretakers	1,140	16.07	13.57	17.31	14.64
39-3011	Gambling Dealers	320	21.14	15.74	23.84	20.88
39-3012	Gambling and Sports Book Writers and Runners	20	18.66	15.33	20.33	16.34
39-3031	Ushers, Lobby Attendants, and Ticket Takers	250	15.25	13.47	16.15	14.27
39-3091	Amusement and Recreation Attendants	1,710	14.67	13.25	15.38	14.07
39-4011	Embalmers	NA	25.03	23.80	25.65	25.18
39-4012	Crematory Operators	20	23.14	18.41	25.50	24.43
39-4021	Funeral Attendants	150	21.51	18.77	22.87	21.70

SOC	OCCUPATIONAL TITLE	Empl	(\$) Mean	(\$) Entry	(\$) Exp	(\$) Median
39-4031	Morticians, Undertakers, and Funeral Arrangers	90	36.84	25.75	42.39	38.60
39-5012	Hairdressers, Hairstylists, and Cosmetologists	1,340	21.14	13.47	24.98	14.90
39-5092	Manicurists and Pedicurists	660	14.58	13.40	15.18	13.69
39-5093	Shampooers	170	13.42	13.25	13.50	13.30
39-5094	Skincare Specialists	NA	23.99	16.94	27.52	22.74
39-6011	Baggage Porters and Bellhops	NA	14.02	13.52	14.28	13.75
39-6012	Concierges	NA	15.20	13.72	15.94	15.12
39-7010	Tour and travel guides	230	17.31	13.91	19.01	13.97
39-9011	Childcare Workers	1,270	15.19	13.41	16.08	14.45
39-9031	Exercise Trainers and Group Fitness Instructors	1,150	24.40	14.98	29.11	22.53
39-9032	Recreation Workers	1,120	16.27	13.25	17.78	14.99
39-9041	Residential Advisors	310	18.03	14.10	20.00	16.53
39-9099	Personal Care and Service Workers, All Other	120	N/A	N/A	N/A	N/A
<b>41-0000</b>	<b><u>Sales and Related Occupations</u></b>	44,320	24.75	14.17	30.04	17.69
41-1011	First-Line Supervisors of Retail Sales Workers	4,090	26.84	19.02	30.75	24.68
41-1012	First-Line Supervisors of Non-Retail Sales Workers	900	49.68	32.86	58.09	46.91
41-2011	Cashiers	11,880	15.41	13.50	16.37	14.87
41-2012	Gambling Change Persons and Booth Cashiers	NA	19.11	14.17	21.57	16.05
41-2021	Counter and Rental Clerks	990	19.58	14.79	21.98	18.16
41-2022	Parts Salespersons	750	19.36	14.42	21.83	17.25
41-2031	Retail Salespersons	13,470	17.51	13.77	19.38	16.44
41-3011	Advertising Sales Agents	100	30.75	16.77	37.74	27.79
41-3021	Insurance Sales Agents	1,140	31.78	18.89	38.23	28.81
41-3031	Securities, Commodities, and Financial Services Sales Agents	2,610	50.11	23.17	63.57	38.36
41-3041	Travel Agents	160	N/A	N/A	N/A	N/A
41-3091	Sales Representatives of Services	2,960	36.88	19.48	45.58	31.68
41-4011	Sales Reps., Wholesale and Manuf., Technical and Scientific Products	940	52.65	30.67	63.64	49.03
41-4012	Sales Reps., Wholesale and Manuf., Except Tech. and Scientific Products	2,990	38.04	22.35	45.89	35.47
41-9011	Demonstrators and Product Promoters	NA	20.96	13.72	24.58	14.95
41-9021	Real Estate Brokers	NA	35.53	27.92	39.33	32.84
41-9022	Real Estate Sales Agents	740	29.90	16.73	36.48	23.29

SOC	OCCUPATIONAL TITLE	Empl	(\$) Mean	(\$) Entry	(\$) Exp	(\$) Median
41-9031	Sales Engineers	100	81.17	64.66	89.42	80.00
41-9041	Telemarketers	50	20.30	14.83	23.04	18.64
41-9099	Sales and Related Workers, All Other	100	27.74	14.96	34.13	28.00
<b>43-0000</b>	<b>Office and Administrative Support Occupations</b>	60,380	24.93	16.98	28.91	22.84
43-1011	First-Line Supervisors of Office and Administrative Support Workers	6,010	37.57	25.04	43.84	35.10
43-2011	Switchboard Operators, Including Answering Service	160	18.35	14.03	20.51	17.75
43-3011	Bill and Account Collectors	530	23.72	17.80	26.69	22.43
43-3021	Billing and Posting Clerks	990	25.09	19.15	28.06	24.50
43-3031	Bookkeeping, Accounting, and Auditing Clerks	4,980	25.72	18.72	29.21	24.81
43-3041	Gambling Cage Workers	60	19.18	16.97	20.29	17.04
43-3051	Payroll and Timekeeping Clerks	350	27.77	17.21	33.05	27.74
43-3061	Procurement Clerks	120	21.96	17.01	24.43	21.49
43-3071	Tellers	1,270	21.17	17.53	22.99	20.99
43-3099	Financial Clerks, All Other	450	30.14	23.63	33.40	27.95
43-4011	Brokerage Clerks	480	33.76	27.04	37.12	31.92
43-4031	Court, Municipal, and License Clerks	970	19.82	16.42	21.51	19.11
43-4041	Credit Authorizers, Checkers, and Clerks	430	N/A	N/A	N/A	N/A
43-4051	Customer Service Representatives	7,360	23.37	16.66	26.72	22.26
43-4061	Eligibility Interviewers, Government Programs	130	21.79	16.63	24.37	22.59
43-4071	File Clerks	NA	18.12	14.39	19.98	17.92
43-4081	Hotel, Motel, and Resort Desk Clerks	680	16.71	14.78	17.68	17.03
43-4111	Interviewers, Except Eligibility and Loan	540	24.59	20.95	26.41	24.45
43-4121	Library Assistants, Clerical	280	16.74	14.05	18.08	17.31
43-4131	Loan Interviewers and Clerks	820	28.55	19.98	32.83	28.30
43-4141	New Accounts Clerks	120	24.22	21.59	25.54	22.57
43-4151	Order Clerks	190	20.03	15.61	22.23	19.12
43-4161	Human Resources Assistants, Except Payroll and Timekeeping	290	24.97	19.57	27.67	24.24
43-4171	Receptionists and Information Clerks	2,430	17.56	14.11	19.28	17.22
43-4181	Reservation and Transportation Ticket Agents and Travel Clerks	NA	21.43	17.61	23.33	20.08
43-4199	Information and Record Clerks, All Other	250	24.31	18.02	27.46	24.89
43-5021	Couriers and Messengers	350	17.96	16.36	18.76	18.06

SOC	OCCUPATIONAL TITLE	Empl	(\$) Mean	(\$) Entry	(\$) Exp	(\$) Median
43-5031	Public Safety Telecommunicators	260	27.27	21.67	30.08	25.21
43-5032	Dispatchers, Except Police, Fire, and Ambulance	530	24.81	17.84	28.29	23.12
43-5041	Meter Readers, Utilities	30	28.84	21.97	32.27	26.22
43-5051	Postal Service Clerks	240	29.75	23.27	33.00	29.20
43-5052	Postal Service Mail Carriers	1,140	28.94	20.54	33.14	27.24
43-5053	Postal Service Mail Sorters, Processors, and Processing Machine Operators	450	28.40	21.86	31.67	27.64
43-5061	Production, Planning, and Expediting Clerks	480	31.28	22.07	35.88	29.64
43-5071	Shipping, Receiving, and Inventory Clerks	2,360	20.99	16.35	23.31	19.44
43-5111	Weighers, Measurers, Checkers, and Samplers, Recordkeeping	270	N/A	N/A	N/A	N/A
43-6011	Executive Secretaries and Executive Administrative Assistants	1,330	37.07	27.00	42.10	37.73
43-6012	Legal Secretaries and Administrative Assistants	970	30.14	20.48	34.97	30.64
43-6013	Medical Secretaries and Administrative Assistants	5,190	21.54	17.25	23.69	20.77
43-6014	Secretaries and Admin. Assistants, Except Legal, Medical, and Executive	6,480	22.79	17.26	25.55	22.46
43-9021	Data Entry Keyers	530	18.78	14.70	20.81	17.88
43-9022	Word Processors and Typists	40	25.83	18.60	29.44	23.45
43-9041	Insurance Claims and Policy Processing Clerks	710	25.84	21.59	27.96	24.28
43-9051	Mail Clerks and Mail Machine Operators, Except Postal Service	620	17.62	15.42	18.72	17.27
43-9061	Office Clerks, General	6,710	21.11	15.50	23.92	20.00
43-9071	Office Machine Operators, Except Computer	180	20.47	16.88	22.26	20.11
<b>45-0000</b>	<b><u>Farming, Fishing, and Forestry Occupations</u></b>	950	19.96	14.55	22.67	18.87
45-1011	First-Line Supervisors of Farming, Fishing, and Forestry Workers	90	32.68	24.15	36.95	31.37
45-2011	Agricultural Inspectors	60	27.60	19.59	31.60	31.12
45-2091	Agricultural Equipment Operators	60	24.17	18.82	26.84	24.26
45-2092	Farmworkers and Laborers, Crop, Nursery, and Greenhouse	260	16.11	13.46	17.43	14.36
45-2093	Farmworkers, Farm, Ranch, and Aquacultural Animals	110	18.18	14.33	20.10	17.69
<b>47-0000</b>	<b><u>Construction and Extraction Occupations</u></b>	17,000	29.89	19.48	35.10	28.45
47-1011	First-Line Supervisors of Construction Trades and Extraction Workers	2,350	41.23	29.66	47.01	39.03
47-2021	Brickmasons and Blockmasons	230	31.30	24.18	34.87	28.08
47-2031	Carpenters	1,650	30.32	22.17	34.39	29.38
47-2041	Carpet Installers	NA	22.35	15.90	25.57	17.05



SOC	OCCUPATIONAL TITLE	Empl	(\$) <b>Mean</b>	(\$) <b>Entry</b>	(\$) <b>Exp</b>	(\$) <b>Median</b>
47-2044	Tile and Stone Setters	40	21.77	14.89	25.21	21.58
47-2051	Cement Masons and Concrete Finishers	470	26.53	20.41	29.59	25.22
47-2061	Construction Laborers	2,760	22.84	16.50	26.02	21.92
47-2071	Paving, Surfacing, and Tamping Equipment Operators	240	23.51	13.82	28.36	23.07
47-2072	Pile Driver Operators	10	N/A	N/A	N/A	N/A
47-2073	Operating Engineers and Other Construction Equipment Operators	1,190	29.81	20.46	34.48	27.23
47-2081	Drywall and Ceiling Tile Installers	380	26.00	21.03	28.49	25.62
47-2111	Electricians	2,220	32.64	21.16	38.39	30.27
47-2131	Insulation Workers, Floor, Ceiling, and Wall	NA	24.02	18.73	26.66	22.45
47-2132	Insulation Workers, Mechanical	240	29.48	21.51	33.46	28.55
47-2141	Painters, Construction and Maintenance	530	26.41	19.87	29.68	26.81
47-2151	Pipelayers	40	26.08	21.67	28.28	27.88
47-2152	Plumbers, Pipefitters, and Steamfitters	1,570	31.36	21.59	36.24	30.92
47-2181	Roofers	230	26.20	18.10	30.25	28.50
47-2211	Sheet Metal Workers	290	30.04	19.12	35.51	30.70
47-2221	Structural Iron and Steel Workers	100	27.72	22.76	30.21	28.04
47-3011	Helpers--Brick-, Block-, Stonemasons, and Tile and Marble Setters	100	24.73	20.72	26.73	24.44
47-3012	Helpers--Carpenters	240	16.38	13.33	17.90	15.68
47-3013	Helpers--Electricians	90	18.99	14.76	21.10	18.64
47-3015	Helpers--Pipelayers, Plumbers, Pipefitters, and Steamfitters	130	17.99	15.77	19.10	17.69
47-3016	Helpers--Roofers	30	22.41	20.66	23.29	23.22
47-3019	Helpers, Construction Trades, All Other	NA	22.17	19.17	23.67	23.50
47-4011	Construction and Building Inspectors	650	32.74	24.65	36.79	31.25
47-4021	Elevator and Escalator Installers and Repairers	40	43.31	30.75	49.60	40.44
47-4031	Fence Erectors	60	22.58	19.39	24.18	23.08
47-4041	Hazardous Materials Removal Workers	NA	18.43	15.13	20.08	18.81
47-4051	Highway Maintenance Workers	90	21.26	16.30	23.74	19.41
47-4061	Rail-Track Laying and Maintenance Equipment Operators	90	37.45	26.80	42.78	41.50
47-4071	Septic Tank Servicers and Sewer Pipe Cleaners	110	21.00	17.39	22.80	20.58
47-4090	Miscellaneous Construction and Related Workers	210	23.01	18.17	25.42	21.77
47-5022	Excavating and Loading Machine and Dragline Operators, Surface Mining	60	31.07	22.04	35.59	26.59
47-5023	Earth Drillers, Except Oil and Gas	40	36.13	27.40	40.50	32.73

SOC	OCCUPATIONAL TITLE	Empl	(\$) Mean	(\$) Entry	(\$) Exp	(\$) Median
<b>49-0000</b>	<b><u>Installation, Maintenance, and Repair Occupations</u></b>	16,780	30.43	19.76	35.77	28.63
49-1011	First-Line Supervisors of Mechanics, Installers, and Repairers	1,900	41.73	28.99	48.11	40.00
49-2011	Computer, Automated Teller, and Office Machine Repairers	240	22.72	17.35	25.40	23.34
49-2021	Radio, Cellular, and Tower Equipment Installers and Repairers	40	28.42	19.87	32.70	28.04
49-2022	Telecommunications Equip. Installers and Repairers, Except Line Installers	440	32.07	24.83	35.69	31.23
49-2092	Electric Motor, Power Tool, and Related Repairers	NA	26.28	21.96	28.45	25.38
49-2094	Electrical and Electronics Repairers, Commercial and Industrial Equipment	110	39.26	30.18	43.80	40.40
49-2095	Electrical and Electronics Repairers, Powerhouse, Substation, and Relay	30	46.52	35.41	52.07	49.72
49-2096	Electronic Equipment Installers and Repairers, Motor Vehicles	110	N/A	N/A	N/A	N/A
49-2097	Audiovisual Equipment Installers and Repairers	130	25.59	22.59	27.09	24.00
49-2098	Security and Fire Alarm Systems Installers	130	29.20	19.44	34.07	29.24
49-3011	Aircraft Mechanics and Service Technicians	280	41.93	32.70	46.55	40.86
49-3021	Automotive Body and Related Repairers	470	24.67	18.18	27.92	22.77
49-3023	Automotive Service Technicians and Mechanics	1,840	26.32	17.48	30.74	24.21
49-3031	Bus and Truck Mechanics and Diesel Engine Specialists	640	30.64	23.99	33.97	29.64
49-3041	Farm Equipment Mechanics and Service Technicians	130	27.69	20.09	31.49	29.34
49-3042	Mobile Heavy Equipment Mechanics, Except Engines	450	31.39	23.58	35.30	30.66
49-3043	Rail Car Repairers	70	35.77	27.78	39.77	37.14
49-3051	Motorboat Mechanics and Service Technicians	110	25.32	17.58	29.19	24.18
49-3053	Outdoor Power Equipment and Other Small Engine Mechanics	100	24.05	19.72	26.22	23.05
49-3091	Bicycle Repairers	40	18.44	15.82	19.75	16.97
49-3092	Recreational Vehicle Service Technicians	40	21.02	18.16	22.45	22.50
49-3093	Tire Repairers and Changers	290	20.63	16.97	22.45	21.11
49-9012	Control and Valve Installers and Repairers, Except Mechanical Door	180	40.38	27.71	46.71	39.22
49-9021	Heating, Air Conditioning, and Refrigeration Mechanics and Installers	1,790	31.03	21.74	35.67	28.82
49-9031	Home Appliance Repairers	110	24.64	20.15	26.89	25.00
49-9041	Industrial Machinery Mechanics	1,040	33.45	23.97	38.20	31.52
49-9043	Maintenance Workers, Machinery	40	28.61	22.64	31.59	30.19
49-9044	Millwrights	NA	33.95	20.61	40.61	24.68
49-9051	Electrical Power-Line Installers and Repairers	190	43.06	31.05	49.06	42.05
49-9052	Telecommunications Line Installers and Repairers	530	36.60	22.62	43.60	39.50
49-9062	Medical Equipment Repairers	220	N/A	N/A	N/A	N/A

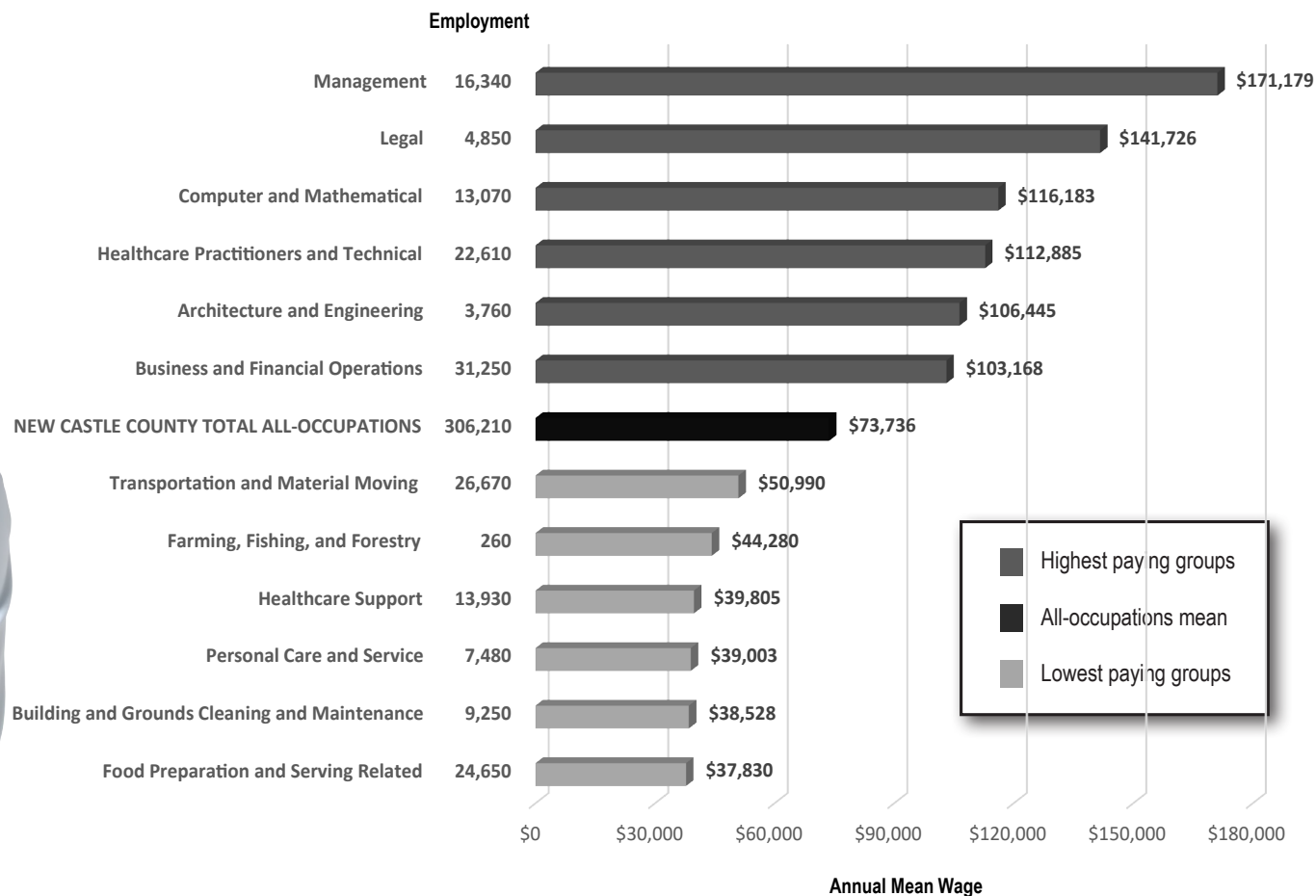
SOC	OCCUPATIONAL TITLE	Empl	(\$) Mean	(\$) Entry	(\$) Exp	(\$) Median
49-9069	Precision Instrument and Equipment Repairers, All Other	80	37.40	28.41	41.89	38.58
49-9071	Maintenance and Repair Workers, General	3,540	26.07	18.19	30.01	23.62
49-9091	Coin, Vending, and Amusement Machine Servicers and Repairers	NA	24.98	20.60	27.17	24.59
49-9094	Locksmiths and Safe Repairers	110	28.03	19.64	32.22	24.29
49-9098	Helpers--Installation, Maintenance, and Repair Workers	480	19.10	15.43	20.94	18.00
49-9099	Installation, Maintenance, and Repair Workers, All Other	440	24.62	17.86	28.00	23.30
<b>51-0000</b>	<b>Production Occupations</b>	19,190	22.88	15.90	26.36	18.48
51-1011	First-Line Supervisors of Production and Operating Workers	1,450	39.01	26.97	45.03	37.21
51-2028	Electrical, Electronic, and Electromechanical Assemblers	500	20.61	15.17	23.33	18.22
51-2041	Structural Metal Fabricators and Fitters	150	22.26	16.99	24.89	21.11
51-2090	Miscellaneous Assemblers and Fabricators	910	19.84	16.37	21.58	18.59
51-3011	Bakers	220	18.89	14.61	21.03	17.97
51-3021	Butchers and Meat Cutters	230	22.35	16.64	25.20	22.68
51-3022	Meat, Poultry, and Fish Cutters and Trimmers	5,770	16.46	15.98	16.71	16.38
51-3023	Slaughterers and Meat Packers	150	15.22	14.00	15.82	14.05
51-3092	Food Batchmakers	450	19.35	14.74	21.65	17.47
51-3099	Food Processing Workers, All Other	490	18.82	18.11	19.18	18.55
51-4021	Extruding and Drawing Machine Operators, Metal and Plastic	490	24.22	18.24	27.21	24.23
51-4031	Cutting, Punching, and Press Machine Operators, Metal and Plastic	210	19.68	16.60	21.22	18.83
51-4033	Grinding, Lapping, Polishing, and Buffing Mach. Operators, Metal and Plastic	90	17.91	15.27	19.23	15.57
51-4041	Machinists	390	29.97	20.14	34.88	29.00
51-4072	Molding, Coremaking, and Casting Machine Operators, Metal and Plastic	210	21.85	18.38	23.58	22.45
51-4111	Tool and Die Makers	20	36.66	29.60	40.20	37.09
51-4121	Welders, Cutters, Solderers, and Brazers	510	29.48	21.65	33.39	27.17
51-4193	Plating Machine Setters, Operators, and Tenders, Metal and Plastic	20	20.40	16.58	22.31	17.97
51-5111	Prepress Technicians and Workers	30	25.93	18.50	29.64	28.11
51-5112	Printing Press Operators	220	23.19	17.89	25.84	22.07
51-5113	Print Binding and Finishing Workers	70	25.53	20.63	27.98	27.52
51-6011	Laundry and Dry-Cleaning Workers	540	15.70	13.67	16.72	15.51
51-6021	Pressers, Textile, Garment, and Related Materials	50	16.24	14.73	16.99	17.13
51-6031	Sewing Machine Operators	50	17.05	13.42	18.86	16.98

SOC	OCCUPATIONAL TITLE	Empl	(\$) <b>Mean</b>	(\$) <b>Entry</b>	(\$) <b>Exp</b>	(\$) <b>Median</b>
51-6041	Shoe and Leather Workers and Repairers	20	19.18	17.04	20.24	18.74
51-6052	Tailors, Dressmakers, and Custom Sewers	NA	20.11	17.36	21.48	20.68
51-6093	Upholsterers	30	23.19	20.93	24.32	22.13
51-7011	Cabinetmakers and Bench Carpenters	90	24.82	17.22	28.62	25.88
51-7041	Sawing Machine Setters, Operators, and Tenders, Wood	30	18.95	14.53	21.16	19.51
51-8013	Power Plant Operators	70	50.22	41.79	54.43	48.94
51-8021	Stationary Engineers and Boiler Operators	50	37.21	33.08	39.27	37.64
51-8031	Water and Wastewater Treatment Plant and System Operators	250	28.78	21.85	32.24	28.83
51-8099	Plant and System Operators, All Other	10	32.42	26.75	35.26	34.35
51-9011	Chemical Equipment Operators and Tenders	1,060	30.13	24.72	32.84	29.36
51-9012	Separating, Filtering, Clarifying, Precipitating, and Still Machine Operators	120	22.44	16.83	25.24	21.81
51-9021	Crushing, Grinding, and Polishing Machine Setters, Operators, and Tenders	20	22.70	17.33	25.38	22.12
51-9023	Mixing and Blending Machine Setters, Operators, and Tenders	160	23.71	17.81	26.65	22.24
51-9061	Inspectors, Testers, Sorters, Samplers, and Weighers	1,230	26.35	18.13	30.47	25.53
51-9071	Jewelers and Precious Stone and Metal Workers	20	21.28	17.84	22.99	18.92
51-9081	Dental Laboratory Technicians	NA	21.38	17.41	23.37	17.94
51-9111	Packaging and Filling Machine Operators and Tenders	730	18.65	16.37	19.79	17.58
51-9124	Coating, Painting, and Spraying Machine Setters, Operators, and Tenders	140	24.60	16.58	28.62	21.75
51-9151	Photographic Process Workers and Processing Machine Operators	20	20.29	18.54	21.17	19.64
51-9161	Computer Numerically Controlled Tool Operators	120	23.62	18.90	25.97	22.92
51-9162	Computer Numerically Controlled Tool Programmers	20	34.88	24.90	39.87	37.45
51-9192	Cleaning, Washing, and Metal Pickling Equipment Operators and Tenders	20	20.80	18.18	22.11	21.59
51-9193	Cooling and Freezing Equipment Operators and Tenders	10	18.80	16.15	20.12	17.66
51-9195	Molders, Shapers, and Casters, Except Metal and Plastic	130	23.10	19.86	24.72	22.70
51-9196	Paper Goods Machine Setters, Operators, and Tenders	160	22.90	18.20	25.25	22.77
51-9198	Helpers--Production Workers	210	18.70	15.92	20.08	17.93
51-9199	Production Workers, All Other	NA	19.07	15.27	20.98	18.48
<b>53-0000</b>	<b><u>Transportation and Material Moving Occupations</u></b>	41,040	23.68	16.12	27.47	22.47
53-1047	First-Line Supervisors of Transportation and Material-Moving Workers	2,090	31.67	22.36	36.32	30.34
53-2012	Commercial Pilots	100	<b>164,410</b>	<b>91,687</b>	<b>200,772</b>	<b>155,638</b>
53-3011	Ambulance Drivers and Attendants, Except Emergency Medical Technicians	70	16.96	15.42	17.73	17.30

SOC	OCCUPATIONAL TITLE	Empl	(\$) Mean	(\$) Entry	(\$) Exp	(\$) Median
53-3031	Driver/Sales Workers	NA	16.72	13.43	18.37	15.85
53-3032	Heavy and Tractor-Trailer Truck Drivers	5,950	27.72	21.79	30.68	28.13
53-3033	Light Truck Drivers	3,900	22.06	15.33	25.43	20.46
53-3051	Bus Drivers, School	1,260	21.48	17.74	23.35	21.33
53-3052	Bus Drivers, Transit and Intercity	420	25.04	19.93	27.60	25.37
53-3053	Shuttle Drivers and Chauffeurs	770	19.69	14.85	22.10	18.99
53-3099	Motor Vehicle Operators, All Other	NA	17.64	13.72	19.60	14.65
53-4011	Locomotive Engineers	300	42.51	37.69	44.92	39.86
53-4031	Railroad Conductors and Yardmasters	NA	39.16	31.51	42.98	38.93
53-5011	Sailors and Marine Oilers	60	25.38	19.64	28.25	27.84
53-5021	Captains, Mates, and Pilots of Water Vessels	50	41.47	24.82	49.79	34.47
53-6021	Parking Attendants	190	15.82	13.58	16.93	15.60
53-6031	Automotive and Watercraft Service Attendants	110	16.98	14.85	18.05	16.95
53-6032	Aircraft Service Attendants	40	19.86	17.08	21.25	19.11
53-6051	Transportation Inspectors	70	38.44	20.77	47.27	41.02
53-6099	Transportation Workers, All Other	50	17.47	14.82	18.80	15.00
53-7021	Crane and Tower Operators	70	30.73	25.10	33.54	30.20
53-7051	Industrial Truck and Tractor Operators	6,980	27.06	23.33	28.93	28.86
53-7061	Cleaners of Vehicles and Equipment	1,000	16.16	13.69	17.40	15.20
53-7062	Laborers and Freight, Stock, and Material Movers, Hand	5,430	19.53	15.78	21.41	18.43
53-7063	Machine Feeders and Offbearers	70	23.51	17.01	26.76	20.75
53-7064	Packers and Packagers, Hand	1,990	20.11	14.77	22.78	16.94
53-7065	Stockers and Order Fillers	8,220	19.98	15.01	22.46	18.57
53-7081	Refuse and Recyclable Material Collectors	380	23.18	16.82	26.37	22.57

# NEW CASTLE COUNTY DATA

## *Annual Mean Wages and Employment for the Highest and Lowest Paying Major Occupational Groups*





SOC	OCCUPATIONAL TITLE	Empl	(\$) <b>Mean</b>	(\$) <b>Entry</b>	(\$) <b>Exp</b>	(\$) <b>Median</b>
00-0000	<i>Total all occupations</i>	306,210	35.45	16.70	44.82	28.08
<b>11-0000</b>	<b><u>Management Occupations</u></b>	16,340	82.30	44.06	101.41	74.62
11-1011	Chief Executives	230	142.75	65.42	181.42	112.50
11-1021	General and Operations Managers	3,020	85.93	42.35	107.71	72.93
11-1031	Legislators	20	<b>75,634</b>	<b>28,401</b>	<b>99,250</b>	<b>56,816</b>
11-2021	Marketing Managers	730	104.18	70.26	121.13	98.38
11-2022	Sales Managers	730	99.37	62.77	117.67	97.63
11-2032	Public Relations Managers	150	78.36	53.91	90.58	74.48
11-2033	Fundraising Managers	100	68.33	48.62	78.18	65.45
11-3012	Administrative Services Managers	670	74.32	50.82	86.07	67.54
11-3013	Facilities Managers	150	69.48	47.07	80.68	66.39
11-3021	Computer and Information Systems Managers	1,300	96.12	65.07	111.64	87.70
11-3031	Financial Managers	2,240	96.75	63.73	113.26	86.56
11-3051	Industrial Production Managers	240	75.96	54.40	86.74	77.77
11-3061	Purchasing Managers	110	84.24	59.17	96.77	83.80
11-3071	Transportation, Storage, and Distribution Managers	250	72.93	47.90	85.45	73.60
11-3111	Compensation and Benefits Managers	20	92.21	62.80	106.91	89.47
11-3121	Human Resources Managers	440	77.92	46.55	93.60	74.44
11-3131	Training and Development Managers	30	81.83	57.72	93.88	84.98
11-9021	Construction Managers	460	69.31	48.99	79.47	64.45
11-9031	Education and Childcare Administrators, Preschool and Daycare	280	32.16	20.04	38.22	31.31
11-9032	Education Administrators, Kindergarten through Secondary	580	<b>129,954</b>	<b>106,655</b>	<b>141,603</b>	<b>132,043</b>
11-9033	Education Administrators, Postsecondary	240	81.97	46.51	99.69	67.15
11-9039	Education Administrators, All Other	50	56.51	31.22	69.16	51.12
11-9041	Architectural and Engineering Managers	300	86.21	69.36	94.64	84.56
11-9051	Food Service Managers	300	40.55	30.68	45.48	36.97
11-9072	Entertainment and Recreation Managers, Except Gambling	10	57.32	44.03	63.96	54.12
11-9081	Lodging Managers	60	45.20	29.86	52.87	47.14
11-9111	Medical and Health Services Managers	1,050	83.05	46.66	101.25	66.88
11-9121	Natural Sciences Managers	380	102.70	69.15	119.47	96.43
11-9131	Postmasters and Mail Superintendents	NA	48.26	42.74	51.02	47.82
11-9141	Property, Real Estate, and Community Association Managers	480	36.06	24.19	42.00	30.00

SOC	OCCUPATIONAL TITLE	Empl	(\$) Mean	(\$) Entry	(\$) Exp	(\$) Median
11-9151	Social and Community Service Managers	730	38.02	27.29	43.38	35.99
11-9171	Funeral Home Managers	20	80.15	51.11	94.67	58.96
11-9199	Managers, All Other	910	87.85	56.04	103.75	81.93
<b>13-0000</b>	<b><u>Business and Financial Operations Occupations</u></b>	31,250	49.60	30.74	59.03	45.41
13-1020	Buyers and Purchasing Agents	940	44.70	30.11	52.00	41.72
13-1031	Claims Adjusters, Examiners, and Investigators	560	38.82	25.94	45.25	38.02
13-1041	Compliance Officers	1,790	45.65	29.78	53.59	46.03
13-1051	Cost Estimators	640	37.76	26.23	43.53	36.93
13-1071	Human Resources Specialists	2,130	40.40	26.75	47.23	36.38
13-1075	Labor Relations Specialists	180	45.19	29.00	53.28	44.85
13-1081	Logisticians	400	48.74	32.87	56.68	46.20
13-1082	Project Management Specialists	1,810	58.52	41.00	67.28	54.96
13-1111	Management Analysts	3,100	54.63	32.74	65.58	47.32
13-1121	Meeting, Convention, and Event Planners	230	27.77	19.46	31.93	27.88
13-1131	Fundraisers	250	34.64	23.91	40.00	32.82
13-1141	Compensation, Benefits, and Job Analysis Specialists	240	48.20	31.60	56.50	46.63
13-1151	Training and Development Specialists	810	46.14	27.95	55.23	41.33
13-1161	Market Research Analysts and Marketing Specialists	2,630	50.41	30.88	60.17	47.43
13-1199	Business Operations Specialists, All Other	1,320	57.29	33.23	69.32	47.17
13-2011	Accountants and Auditors	4,720	48.17	31.85	56.33	45.42
13-2020	Property Appraisers and Assessors	60	30.46	21.12	35.13	28.22
13-2031	Budget Analysts	140	43.65	34.03	48.47	41.97
13-2041	Credit Analysts	560	54.47	32.72	65.34	48.21
13-2051	Financial and Investment Analysts	3,020	54.99	34.50	65.23	47.68
13-2052	Personal Financial Advisors	480	66.51	32.68	83.42	62.91
13-2053	Insurance Underwriters	160	40.38	25.74	47.70	39.94
13-2054	Financial Risk Specialists	1,150	61.92	44.45	70.66	63.00
13-2061	Financial Examiners	480	48.53	33.38	56.11	45.84
13-2071	Credit Counselors	30	29.00	22.17	32.41	27.28
13-2072	Loan Officers	1,170	44.10	28.61	51.84	39.27

SOC	OCCUPATIONAL TITLE	Empl	(\$) Mean	(\$) Entry	(\$) Exp	(\$) Median
13-2081	Tax Examiners and Collectors, and Revenue Agents	70	37.03	24.62	43.24	32.99
13-2099	Financial Specialists, All Other	2,020	46.94	31.28	54.77	38.26
<b>15-0000</b>	<b><u>Computer and Mathematical Occupations</u></b>	13,070	55.86	32.52	67.52	53.92
15-1211	Computer Systems Analysts	2,260	52.89	32.94	62.86	50.44
15-1212	Information Security Analysts	530	64.36	45.65	73.71	65.37
15-1221	Computer and Information Research Scientists	10	52.43	38.19	59.56	53.41
15-1231	Computer Network Support Specialists	110	33.44	23.60	38.35	30.41
15-1232	Computer User Support Specialists	1,690	32.11	20.97	37.68	30.17
15-1241	Computer Network Architects	690	64.41	43.55	74.84	63.32
15-1242	Database Administrators	650	52.33	34.65	61.17	50.91
15-1243	Database Architects	80	73.55	57.23	81.72	74.83
15-1244	Network and Computer Systems Administrators	660	48.38	31.89	56.63	47.26
15-1251	Computer Programmers	290	53.99	37.91	62.03	53.99
15-1252	Software Developers	3,030	67.03	49.83	75.63	65.03
15-1253	Software Quality Assurance Analysts and Testers	590	54.66	35.91	64.04	50.97
15-1254	Web Developers	220	40.96	34.86	44.02	35.00
15-1255	Web and Digital Interface Designers	130	37.16	25.19	43.15	36.46
15-1299	Computer Occupations, All Other	1,000	68.14	36.98	83.73	64.08
15-2031	Operations Research Analysts	550	49.69	31.74	58.67	48.66
15-2041	Statisticians	80	62.98	43.61	72.67	64.20
15-2051	Data Scientists	470	74.08	52.66	84.79	78.55
<b>17-0000</b>	<b><u>Architecture and Engineering Occupations</u></b>	3,760	51.18	31.80	60.86	49.16
17-1011	Architects, Except Landscape and Naval	90	48.02	35.58	54.24	47.85
17-1012	Landscape Architects	10	49.45	39.04	54.66	44.11
17-1022	Surveyors	40	43.92	35.70	48.03	43.38
17-2041	Chemical Engineers	360	63.26	44.10	72.84	63.14
17-2051	Civil Engineers	540	52.95	37.30	60.78	50.11
17-2061	Computer Hardware Engineers	40	62.61	34.28	76.78	63.48
17-2071	Electrical Engineers	510	57.65	41.33	65.80	55.08
17-2072	Electronics Engineers, Except Computer	20	62.42	47.64	69.82	65.92

SOC	OCCUPATIONAL TITLE	Empl	(\$) Mean	(\$) Entry	(\$) Exp	(\$) Median
17-2081	Environmental Engineers	80	57.71	35.21	68.96	53.42
17-2111	Health and Safety Engineers	40	57.20	39.20	66.20	60.99
17-2112	Industrial Engineers	580	58.07	43.52	65.35	58.97
17-2131	Materials Engineers	40	63.40	45.22	72.50	61.36
17-2141	Mechanical Engineers	410	57.23	39.63	66.03	54.32
17-2199	Engineers, All Other	100	49.77	34.63	57.34	41.12
17-3011	Architectural and Civil Drafters	200	31.53	22.56	36.02	31.62
17-3012	Electrical and Electronics Drafters	40	34.67	24.12	39.95	30.02
17-3013	Mechanical Drafters	90	32.50	22.77	37.36	31.74
17-3019	Drafters, All Other	20	35.00	21.35	41.83	40.52
17-3022	Civil Engineering Technologists and Technicians	130	27.32	19.60	31.19	23.37
17-3023	Electrical and Electronic Engineering Technologists and Technicians	110	30.46	21.50	34.95	29.87
17-3025	Environmental Engineering Technologists and Technicians	10	42.57	35.48	46.11	42.24
17-3026	Industrial Engineering Technologists and Technicians	80	39.74	31.44	43.89	38.64
17-3027	Mechanical Engineering Technologists and Technicians	60	34.54	30.21	36.71	31.63
17-3029	Engineering Technologists and Technicians, Except Drafters, All Other	50	32.86	23.83	37.37	35.41
17-3031	Surveying and Mapping Technicians	70	27.15	20.92	30.26	24.82
<b>19-0000</b>	<b><u>Life, Physical, and Social Science Occupations</u></b>	5,010	45.51	26.60	54.97	40.48
19-1013	Soil and Plant Scientists	80	33.59	27.73	36.52	30.91
19-1021	Biochemists and Biophysicists	450	51.40	31.55	61.33	48.61
19-1022	Microbiologists	150	41.44	28.87	47.73	40.60
19-1041	Epidemiologists	10	53.83	42.14	59.67	43.92
19-1042	Medical Scientists, Except Epidemiologists	290	53.34	30.85	64.59	49.29
19-2012	Physicists	40	67.03	31.43	84.83	39.80
19-2031	Chemists	1,110	60.94	42.68	70.07	62.05
19-2032	Materials Scientists	90	53.64	29.33	65.80	54.32
19-2041	Environmental Scientists and Specialists, Including Health	130	34.03	22.21	39.94	32.36
19-2042	Geoscientists, Except Hydrologists and Geographers	50	40.36	28.01	46.54	32.01
19-3022	Survey Researchers	110	N/A	N/A	N/A	N/A
19-3033	Clinical and Counseling Psychologists	170	52.41	40.17	58.54	51.41
19-3034	School Psychologists	210	42.12	33.13	46.62	41.40

SOC	OCCUPATIONAL TITLE	Empl	(\$) Mean	(\$) Entry	(\$) Exp	(\$) Median
19-3041	Sociologists	10	68.74	50.76	77.73	77.26
19-3051	Urban and Regional Planners	170	33.79	25.03	38.17	32.52
19-3099	Social Scientists and Related Workers, All Other	40	43.75	33.04	49.11	40.40
19-4012	Agricultural Technicians	70	22.71	17.60	25.27	23.57
19-4021	Biological Technicians	150	27.54	22.10	30.26	27.71
19-4031	Chemical Technicians	560	31.50	21.96	36.27	31.50
19-4042	Environmental Science and Protection Technicians, Including Health	70	22.05	17.13	24.51	21.08
19-4043	Geological Technicians, Except Hydrologic Technicians	20	25.12	19.45	27.96	23.34
19-4099	Life, Physical, and Social Science Technicians, All Other	80	38.13	25.17	44.61	33.86
19-5011	Occupational Health and Safety Specialists	450	43.59	31.66	49.55	41.26
19-5012	Occupational Health and Safety Technicians	200	32.16	24.96	35.76	28.73
<b>21-0000</b>	<b><u>Community and Social Service Occupations</u></b>	5,720	28.92	19.80	33.48	26.13
21-1012	Educational, Guidance, and Career Counselors and Advisors	1,110	34.28	23.14	39.86	33.11
21-1013	Marriage and Family Therapists	220	32.30	25.29	35.81	31.15
21-1015	Rehabilitation Counselors	360	22.10	18.37	23.97	21.28
21-1018	Substance Abuse, Behavioral Disorder, and Mental Health Counselors	870	26.60	19.23	30.28	23.89
21-1019	Counselors, All Other	70	35.61	24.33	41.25	39.89
21-1021	Child, Family, and School Social Workers	450	25.53	20.54	28.03	22.60
21-1022	Healthcare Social Workers	530	32.56	23.33	37.18	30.18
21-1023	Mental Health and Substance Abuse Social Workers	260	29.80	23.65	32.88	28.85
21-1029	Social Workers, All Other	90	43.55	29.19	50.73	46.76
21-1091	Health Education Specialists	290	31.71	18.72	38.20	30.97
21-1093	Social and Human Service Assistants	740	21.05	17.26	22.95	20.60
21-1094	Community Health Workers	270	25.56	18.73	28.98	26.07
21-1099	Community and Social Service Specialists, All Other	200	28.02	21.19	31.43	26.87
21-2011	Clergy	60	32.16	24.70	35.88	29.45
<b>23-0000</b>	<b><u>Legal Occupations</u></b>	4,850	68.14	26.76	88.82	51.34
23-1011	Lawyers	2,540	98.99	52.01	122.48	95.08
23-2011	Paralegals and Legal Assistants	1,840	32.78	23.71	37.32	28.90

SOC	OCCUPATIONAL TITLE	Empl	(\$) <b>Mean</b>	(\$) <b>Entry</b>	(\$) <b>Exp</b>	(\$) <b>Median</b>
23-2093	Title Examiners, Abstractors, and Searchers	40	27.87	19.53	32.05	25.16
23-2099	Legal Support Workers, All Other	240	37.05	24.22	43.46	35.09
<b>25-0000</b>	<b><u>Educational Instruction and Library Occupations</u></b>	17,080	29.92	17.08	36.35	28.79
25-1011	Business Teachers, Postsecondary	220	<b>100,062</b>	<b>50,450</b>	<b>124,868</b>	<b>80,821</b>
25-1021	Computer Science Teachers, Postsecondary	100	<b>92,703</b>	<b>53,700</b>	<b>112,205</b>	<b>81,354</b>
25-1022	Mathematical Science Teachers, Postsecondary	90	<b>75,406</b>	<b>46,071</b>	<b>90,073</b>	<b>64,926</b>
25-1032	Engineering Teachers, Postsecondary	210	<b>104,132</b>	<b>64,913</b>	<b>123,742</b>	<b>104,834</b>
25-1042	Biological Science Teachers, Postsecondary	60	<b>98,131</b>	<b>57,964</b>	<b>118,215</b>	<b>79,098</b>
25-1063	Economics Teachers, Postsecondary	60	<b>114,254</b>	<b>71,207</b>	<b>135,777</b>	<b>101,674</b>
25-1066	Psychology Teachers, Postsecondary	60	<b>82,967</b>	<b>53,618</b>	<b>97,641</b>	<b>81,533</b>
25-1067	Sociology Teachers, Postsecondary	NA	<b>79,743</b>	<b>57,737</b>	<b>90,746</b>	<b>80,998</b>
25-1071	Health Specialties Teachers, Postsecondary	200	<b>111,786</b>	<b>57,248</b>	<b>139,055</b>	<b>104,036</b>
25-1072	Nursing Instructors and Teachers, Postsecondary	130	<b>86,762</b>	<b>55,926</b>	<b>102,180</b>	<b>82,789</b>
25-1111	Criminal Justice and Law Enforcement Teachers, Postsecondary	20	<b>80,316</b>	<b>52,361</b>	<b>94,293</b>	<b>77,532</b>
25-1112	Law Teachers, Postsecondary	10	<b>145,353</b>	<b>117,773</b>	<b>159,143</b>	<b>127,828</b>
25-1122	Communications Teachers, Postsecondary	30	<b>73,616</b>	<b>47,015</b>	<b>86,916</b>	<b>65,995</b>
25-1123	English Language and Literature Teachers, Postsecondary	110	<b>69,318</b>	<b>46,320</b>	<b>80,816</b>	<b>63,589</b>
25-1124	Foreign Language and Literature Teachers, Postsecondary	70	<b>65,982</b>	<b>44,082</b>	<b>76,932</b>	<b>63,006</b>
25-1194	Career/Technical Education Teachers, Postsecondary	130	28.07	21.38	31.42	28.14
25-1199	Postsecondary Teachers, All Other	50	<b>70,051</b>	<b>41,235</b>	<b>84,459</b>	<b>67,801</b>
25-2011	Preschool Teachers, Except Special Education	1,440	<b>34,411</b>	<b>29,954</b>	<b>36,639</b>	<b>32,209</b>
25-2012	Kindergarten Teachers, Except Special Education	80	<b>59,535</b>	<b>44,179</b>	<b>67,213</b>	<b>60,533</b>
25-2021	Elementary School Teachers, Except Special Education	1,740	<b>70,096</b>	<b>51,987</b>	<b>79,150</b>	<b>74,038</b>
25-2022	Middle School Teachers, Except Special and Career/Technical Education	1,400	<b>69,898</b>	<b>50,877</b>	<b>79,409</b>	<b>64,924</b>
25-2031	Secondary School Teachers, Except Special and Career/Technical Education	2,990	<b>72,793</b>	<b>55,797</b>	<b>81,290</b>	<b>75,481</b>
25-2032	Career/Technical Education Teachers, Secondary School	290	<b>80,905</b>	<b>70,120</b>	<b>86,297</b>	<b>78,658</b>
25-2052	Special Education Teachers, Kindergarten and Elementary School	580	<b>65,014</b>	<b>52,827</b>	<b>71,108</b>	<b>58,990</b>
25-2057	Special Education Teachers, Middle School	140	<b>73,038</b>	<b>54,990</b>	<b>82,061</b>	<b>67,884</b>
25-2058	Special Education Teachers, Secondary School	580	<b>74,345</b>	<b>56,824</b>	<b>83,106</b>	<b>79,136</b>
25-2059	Special Education Teachers, All Other	30	<b>76,479</b>	<b>63,965</b>	<b>82,736</b>	<b>76,540</b>
25-3011	Adult Basic and Secondary Education, and Second Language Instructors	130	34.38	20.97	41.09	35.92



SOC	OCCUPATIONAL TITLE	Empl	(\$) Mean	(\$) Entry	(\$) Exp	(\$) Median
25-3021	Self-Enrichment Teachers	260	23.49	14.39	28.03	21.42
25-3031	Substitute Teachers, Short-Term	600	18.90	14.40	21.14	17.67
25-3041	Tutors	370	16.53	13.46	18.07	14.13
25-3099	Teachers and Instructors, All Other	50	<b>55,783</b>	<b>33,046</b>	<b>67,151</b>	<b>54,180</b>
25-4011	Archivists	20	28.34	22.93	31.05	24.86
25-4012	Curators	60	27.54	18.15	32.23	23.76
25-4013	Museum Technicians and Conservators	30	24.54	16.37	28.63	23.27
25-4022	Librarians and Media Collections Specialists	210	39.68	29.14	44.95	38.97
25-4031	Library Technicians	140	23.56	17.88	26.40	23.43
25-9031	Instructional Coordinators	690	34.63	23.09	40.39	37.92
25-9045	Teaching Assistants, Except Postsecondary	2,680	<b>37,765</b>	<b>29,486</b>	<b>41,905</b>	<b>36,813</b>
25-9099	Educational Instruction and Library Workers, All Other	30	26.40	20.40	29.40	27.50
<b>27-0000</b>	<b><u>Arts, Design, Entertainment, Sports, and Media Occupations</u></b>	2,950	31.89	16.77	39.45	27.44
27-1011	Art Directors	30	46.86	37.63	51.48	46.79
27-1023	Floral Designers	80	17.86	14.25	19.67	17.37
27-1024	Graphic Designers	270	29.25	19.41	34.16	27.44
27-1025	Interior Designers	100	29.77	21.00	34.15	27.85
27-1026	Merchandise Displayers and Window Trimmers	450	18.86	14.85	20.86	17.71
27-1027	Set and Exhibit Designers	10	27.45	17.24	32.55	24.37
27-2012	Producers and Directors	70	48.52	24.89	60.34	40.24
27-2022	Coaches and Scouts	500	<b>56,257</b>	<b>30,752</b>	<b>69,009</b>	<b>41,544</b>
27-2091	Disc Jockeys, Except Radio	20	46.85	34.82	52.86	51.99
27-3023	News Analysts, Reporters, and Journalists	30	33.53	21.31	39.63	29.61
27-3031	Public Relations Specialists	570	41.02	25.94	48.57	39.34
27-3041	Editors	140	42.67	31.44	48.29	46.90
27-3042	Technical Writers	70	62.46	43.67	71.86	65.04
27-3043	Writers and Authors	20	31.13	23.77	34.80	31.77
27-3091	Interpreters and Translators	60	25.84	17.83	29.84	23.94
27-4011	Audio and Video Technicians	70	31.72	22.94	36.10	33.73
27-4021	Photographers	120	24.76	15.94	29.17	24.10

SOC	OCCUPATIONAL TITLE	Empl	(\$) Mean	(\$) Entry	(\$) Exp	(\$) Median
<b>29-0000</b>	<b><u>Healthcare Practitioners and Technical Occupations</u></b>	22,610	54.27	29.29	66.76	45.00
29-1011	Chiropractors	80	67.16	34.21	83.64	65.01
29-1021	Dentists, General	260	106.74	64.01	128.10	106.86
29-1022	Oral and Maxillofacial Surgeons	20	N/A	N/A	N/A	N/A
29-1031	Dietitians and Nutritionists	250	36.50	29.82	39.85	34.20
29-1041	Optometrists	120	64.27	36.94	77.94	66.21
29-1051	Pharmacists	510	67.28	51.59	75.12	67.53
29-1071	Physician Assistants	570	67.32	52.33	74.82	66.69
29-1081	Podiatrists	50	82.50	50.81	98.35	89.99
29-1122	Occupational Therapists	320	46.49	33.65	52.91	46.64
29-1123	Physical Therapists	570	51.59	39.89	57.44	49.94
29-1125	Recreational Therapists	50	24.80	19.66	27.38	20.34
29-1127	Speech-Language Pathologists	380	49.43	39.78	54.25	50.23
29-1128	Exercise Physiologists	40	28.78	18.89	33.73	30.30
29-1131	Veterinarians	160	83.96	51.85	100.01	77.55
29-1141	Registered Nurses	9,510	46.22	36.37	51.14	45.14
29-1161	Nurse Midwives	40	53.23	42.75	58.47	47.63
29-1171	Nurse Practitioners	900	61.39	50.42	66.87	60.13
29-1181	Audiologists	70	41.06	36.21	43.49	37.88
29-1212	Cardiologists	90	N/A	N/A	N/A	N/A
29-1213	Dermatologists	20	137.48	101.75	155.34	N/A
29-1215	Family Medicine Physicians	470	113.74	68.45	136.38	113.44
29-1216	General Internal Medicine Physicians	110	96.87	73.75	108.43	73.84
29-1218	Obstetricians and Gynecologists	100	N/A	118.63	N/A	N/A
29-1221	Pediatricians, General	220	100.42	65.69	117.79	105.86
29-1223	Psychiatrists	80	111.98	46.77	144.58	113.82
29-1224	Radiologists	190	N/A	150.37	N/A	N/A
29-1229	Physicians, All Other	NA	104.07	37.26	137.47	108.30
29-1241	Ophthalmologists, Except Pediatric	20	124.33	96.10	138.45	99.72
29-1249	Surgeons, All Other	70	N/A	N/A	N/A	N/A
29-1292	Dental Hygienists	370	49.69	44.78	52.15	47.67
29-1299	Healthcare Diagnosing or Treating Practitioners, All Other	20	46.02	29.97	54.05	44.78

SOC	OCCUPATIONAL TITLE	Empl	(\$) Mean	(\$) Entry	(\$) Exp	(\$) Median
29-2010	Clinical Laboratory Technologists and Technicians	420	34.18	23.58	39.48	32.23
29-2031	Cardiovascular Technologists and Technicians	240	34.00	19.78	41.11	31.76
29-2032	Diagnostic Medical Sonographers	100	43.53	36.34	47.12	42.23
29-2033	Nuclear Medicine Technologists	70	46.33	38.50	50.24	46.14
29-2034	Radiologic Technologists and Technicians	290	40.67	33.26	44.37	40.66
29-2035	Magnetic Resonance Imaging Technologists	120	46.48	39.06	50.19	48.06
29-2042	Emergency Medical Technicians	450	25.02	21.20	26.93	23.60
29-2051	Dietetic Technicians	20	20.85	16.95	22.80	18.44
29-2052	Pharmacy Technicians	790	21.60	17.17	23.81	21.59
29-2055	Surgical Technologists	230	29.89	23.88	32.89	30.87
29-2056	Veterinary Technologists and Technicians	320	23.04	18.01	25.55	22.51
29-2057	Ophthalmic Medical Technicians	40	22.77	18.19	25.06	23.53
29-2061	Licensed Practical and Licensed Vocational Nurses	1,010	32.51	28.63	34.44	32.87
29-2072	Medical Records Specialists	380	24.92	17.86	28.45	24.81
29-2081	Opticians, Dispensing	190	21.78	16.90	24.22	21.13
29-2092	Hearing Aid Specialists	90	28.22	25.53	29.56	28.28
29-2099	Health Technologists and Technicians, All Other	110	34.09	20.62	40.83	34.51
29-9021	Health Information Technologists and Medical Registrars	130	33.75	26.95	37.15	32.75
29-9091	Athletic Trainers	50	<b>63,250</b>	<b>49,545</b>	<b>70,102</b>	<b>60,750</b>
29-9092	Genetic Counselors	30	56.91	45.52	62.61	49.18
29-9099	Healthcare Practitioners and Technical Workers, All Other	60	34.65	20.50	41.72	22.87
<b>31-0000</b>	<b><u>Healthcare Support Occupations</u></b>	<b>13,930</b>	<b>19.14</b>	<b>14.79</b>	<b>21.31</b>	<b>17.96</b>
31-1120	Home Health and Personal Care Aides	6,310	16.68	13.66	18.20	16.59
31-1131	Nursing Assistants	3,360	19.42	16.44	20.91	19.22
31-2011	Occupational Therapy Assistants	60	35.15	26.64	39.40	37.90
31-2021	Physical Therapist Assistants	180	31.56	24.33	35.17	30.33
31-2022	Physical Therapist Aides	130	15.91	13.51	17.11	15.79
31-9011	Massage Therapists	180	32.80	21.49	38.46	29.60
31-9091	Dental Assistants	720	23.23	17.79	25.95	22.65
31-9092	Medical Assistants	1,890	20.75	17.31	22.47	20.75
31-9093	Medical Equipment Preparers	180	26.40	23.51	27.84	25.30

SOC	OCCUPATIONAL TITLE	Empl	(\$) Mean	(\$) Entry	(\$) Exp	(\$) Median
31-9094	Medical Transcriptionists	30	18.38	17.28	18.93	17.42
31-9095	Pharmacy Aides	140	17.77	13.33	20.00	17.10
31-9096	Veterinary Assistants and Laboratory Animal Caretakers	110	19.25	16.43	20.66	17.62
31-9097	Phlebotomists	360	22.21	17.99	24.33	22.28
31-9099	Healthcare Support Workers, All Other	100	26.21	18.52	30.05	26.80
<b>33-0000</b>	<b><u>Protective Service Occupations</u></b>	6,930	28.44	17.16	34.08	25.00
33-1012	First-Line Supervisors of Police and Detectives	210	N/A	N/A	N/A	N/A
33-1021	First-Line Supervisors of Firefighting and Prevention Workers	30	43.42	31.19	49.54	41.69
33-1091	First-Line Supervisors of Security Workers	160	35.77	25.98	40.66	36.67
33-1099	First-Line Supervisors of Protective Service Workers, All Other	40	26.32	14.53	32.21	24.74
33-2011	Firefighters	340	27.42	20.53	30.86	25.86
33-2021	Fire Inspectors and Investigators	50	31.16	16.69	38.39	26.53
33-3012	Correctional Officers and Jailers	1,110	27.90	22.45	30.63	28.66
33-3021	Detectives and Criminal Investigators	70	52.97	29.66	64.62	42.48
33-3041	Parking Enforcement Workers	50	21.52	18.69	22.93	19.92
33-3051	Police and Sheriff's Patrol Officers	1,080	42.00	32.35	46.83	42.72
33-9021	Private Detectives and Investigators	80	27.07	22.22	29.49	23.75
33-9032	Security Guards	2,710	22.00	17.00	24.51	18.40
33-9091	Crossing Guards and Flaggers	320	19.24	16.27	20.72	17.69
33-9092	Lifeguards, Ski Patrol, and Other Recreational Protective Service Workers	220	14.59	13.25	15.26	14.50
33-9094	School Bus Monitors	60	18.23	16.14	19.27	17.10
33-9099	Protective Service Workers, All Other	100	20.58	16.01	22.86	19.22
<b>35-0000</b>	<b><u>Food Preparation and Serving Related Occupations</u></b>	24,650	18.19	13.68	20.44	16.72
35-1011	Chefs and Head Cooks	240	34.34	23.91	39.55	34.18
35-1012	First-Line Supervisors of Food Preparation and Serving Workers	2,330	24.84	18.90	27.82	24.10
35-2011	Cooks, Fast Food	340	15.10	13.91	15.70	14.86
35-2012	Cooks, Institution and Cafeteria	1,480	20.82	17.78	22.34	21.83
35-2014	Cooks, Restaurant	2,790	18.49	15.15	20.16	17.82
35-2015	Cooks, Short Order	50	16.62	14.65	17.60	16.56
35-2021	Food Preparation Workers	1,310	16.54	13.88	17.86	16.00

SOC	OCCUPATIONAL TITLE	Empl	(\$) Mean	(\$) Entry	(\$) Exp	(\$) Median
35-3011	Bartenders	1,150	19.67	13.53	22.75	17.61
35-3023	Fast Food and Counter Workers	7,960	15.45	13.56	16.40	14.66
35-3031	Waiters and Waitresses	4,230	19.67	13.30	22.85	16.81
35-3041	Food Servers, Nonrestaurant	550	16.35	14.12	17.47	16.22
35-9011	Dining Room and Cafeteria Attendants and Bartender Helpers	430	16.24	13.37	17.67	14.61
35-9021	Dishwashers	790	15.95	13.79	17.02	16.11
35-9031	Hosts and Hostesses, Restaurant, Lounge, and Coffee Shop	900	14.48	13.25	15.10	13.43
<b>37-0000</b>	<b><u>Building and Grounds Cleaning and Maintenance Occupations</u></b>	9,250	18.52	14.10	20.73	17.12
37-1011	First-Line Supervisors of Housekeeping and Janitorial Workers	460	25.45	17.49	29.43	25.59
37-1012	First-Line Supervisors of Landscaping and Groundskeeping Workers	110	34.14	26.29	38.06	34.26
37-2011	Janitors and Cleaners, Except Maids and Housekeeping Cleaners	5,650	17.31	13.71	19.11	16.60
37-2012	Maids and Housekeeping Cleaners	820	15.79	14.12	16.63	14.90
37-2019	Building Cleaning Workers, All Other	90	20.12	16.77	21.80	20.73
37-2021	Pest Control Workers	160	29.57	20.78	33.97	23.99
37-3011	Landscaping and Groundskeeping Workers	1,940	19.53	16.42	21.09	18.18
37-3013	Tree Trimmers and Pruners	10	33.09	26.63	36.32	35.39
<b>39-0000</b>	<b><u>Personal Care and Service Occupations</u></b>	7,480	18.75	13.50	21.38	15.25
39-1014	First-Line Supervisors of Entertainment and Recreation Workers	260	28.12	19.72	32.32	27.81
39-1022	First-Line Supervisors of Personal Service Workers	240	23.54	15.14	27.75	22.89
39-2011	Animal Trainers	50	20.38	15.56	22.79	18.72
39-2021	Animal Caretakers	750	16.28	13.77	17.54	15.27
39-3031	Ushers, Lobby Attendants, and Ticket Takers	190	15.09	13.53	15.86	14.26
39-3091	Amusement and Recreation Attendants	970	14.77	13.27	15.52	14.25
39-4021	Funeral Attendants	90	22.15	20.18	23.14	21.93
39-4031	Morticians, Undertakers, and Funeral Arrangers	60	35.48	26.27	40.08	39.05
39-5012	Hairdressers, Hairstylists, and Cosmetologists	890	21.91	13.68	26.02	16.36
39-5092	Manicurists and Pedicurists	480	14.42	13.55	14.86	13.69
39-5093	Shampooers	120	13.47	13.25	13.58	13.38
39-5094	Skincare Specialists	200	23.64	17.30	26.81	22.90
39-6012	Concierges	20	15.66	14.84	16.07	15.12

SOC	OCCUPATIONAL TITLE	Empl	(\$) Mean	(\$) Entry	(\$) Exp	(\$) Median
39-7010	Tour and travel guides	220	16.79	13.91	18.24	13.97
39-9011	Childcare Workers	730	15.02	13.38	15.84	14.23
39-9031	Exercise Trainers and Group Fitness Instructors	810	24.55	15.22	29.21	22.92
39-9032	Recreation Workers	870	15.95	13.25	17.31	14.54
39-9041	Residential Advisors	220	17.87	14.22	19.69	16.53
<b>41-0000</b>	<b><u>Sales and Related Occupations</u></b>	26,320	26.69	14.63	32.72	18.25
41-1011	First-Line Supervisors of Retail Sales Workers	2,270	27.29	19.50	31.18	25.25
41-1012	First-Line Supervisors of Non-Retail Sales Workers	650	51.19	33.88	59.85	48.33
41-2011	Cashiers	6,860	15.77	13.63	16.84	15.49
41-2021	Counter and Rental Clerks	620	19.24	14.84	21.45	18.20
41-2022	Parts Salespersons	370	20.49	15.43	23.03	17.95
41-2031	Retail Salespersons	7,420	17.86	14.07	19.75	16.78
41-3011	Advertising Sales Agents	70	33.67	19.45	40.78	29.66
41-3021	Insurance Sales Agents	640	34.74	20.91	41.65	30.51
41-3031	Securities, Commodities, and Financial Services Sales Agents	2,180	51.22	23.67	64.99	39.24
41-3041	Travel Agents	90	32.46	19.16	39.11	29.12
41-3091	Sales Representatives of Services	2,030	39.27	20.46	48.68	35.84
41-4011	Sales Reps., Wholesale and Manuf., Technical and Scientific Products	620	53.52	32.75	63.91	49.05
41-4012	Sales Reps., Wholesale and Manuf., Except Tech. and Scientific Products	1,830	38.86	22.92	46.83	36.34
41-9022	Real Estate Sales Agents	360	30.42	16.78	37.24	22.66
41-9031	Sales Engineers	90	81.70	64.91	90.10	80.00
41-9041	Telemarketers	30	21.34	16.31	23.85	18.77
41-9099	Sales and Related Workers, All Other	60	31.48	16.90	38.77	29.95
<b>43-0000</b>	<b><u>Office and Administrative Support Occupations</u></b>	41,120	26.00	17.55	30.23	23.85
43-1011	First-Line Supervisors of Office and Administrative Support Workers	4,280	39.32	26.27	45.85	36.53
43-2011	Switchboard Operators, Including Answering Service	80	19.70	15.68	21.71	18.60
43-3011	Bill and Account Collectors	400	24.59	18.25	27.76	24.73
43-3021	Billing and Posting Clerks	700	26.09	19.88	29.20	26.19
43-3031	Bookkeeping, Accounting, and Auditing Clerks	3,160	26.85	19.69	30.43	26.09
43-3051	Payroll and Timekeeping Clerks	220	26.71	15.54	32.29	27.04



SOC	OCCUPATIONAL TITLE	Empl	(\$) Mean	(\$) Entry	(\$) Exp	(\$) Median
43-3061	Procurement Clerks	70	22.70	17.95	25.08	22.16
43-3071	Tellers	880	21.64	17.60	23.66	21.72
43-3099	Financial Clerks, All Other	430	30.16	23.66	33.42	27.95
43-4011	Brokerage Clerks	470	33.88	27.19	37.22	31.92
43-4031	Court, Municipal, and License Clerks	430	19.61	16.13	21.35	19.08
43-4041	Credit Authorizers, Checkers, and Clerks	400	29.99	20.09	34.94	31.32
43-4051	Customer Service Representatives	5,130	24.53	17.42	28.09	23.22
43-4061	Eligibility Interviewers, Government Programs	70	21.17	16.12	23.70	19.01
43-4071	File Clerks	160	17.94	14.00	19.90	16.85
43-4081	Hotel, Motel, and Resort Desk Clerks	280	17.18	15.62	17.96	17.37
43-4111	Interviewers, Except Eligibility and Loan	410	25.35	22.40	26.82	24.45
43-4121	Library Assistants, Clerical	170	17.19	16.20	17.68	17.31
43-4131	Loan Interviewers and Clerks	670	30.06	22.52	33.83	28.41
43-4141	New Accounts Clerks	50	26.01	23.02	27.51	24.20
43-4151	Order Clerks	100	20.91	16.74	23.00	19.27
43-4161	Human Resources Assistants, Except Payroll and Timekeeping	180	26.26	20.72	29.03	25.31
43-4171	Receptionists and Information Clerks	1,520	17.67	14.19	19.41	17.37
43-4181	Reservation and Transportation Ticket Agents and Travel Clerks	60	22.33	17.87	24.56	22.59
43-4199	Information and Record Clerks, All Other	150	24.42	17.79	27.74	25.00
43-5011	Cargo and Freight Agents	60	33.37	28.16	35.98	33.07
43-5021	Couriers and Messengers	260	18.30	17.33	18.78	18.09
43-5032	Dispatchers, Except Police, Fire, and Ambulance	330	25.61	18.56	29.14	24.62
43-5041	Meter Readers, Utilities	10	30.29	23.04	33.91	28.37
43-5051	Postal Service Clerks	NA	29.85	24.07	32.73	29.13
43-5052	Postal Service Mail Carriers	NA	28.50	20.70	32.41	27.08
43-5053	Postal Service Mail Sorters, Processors, and Processing Machine Operators	NA	28.36	21.82	31.62	27.47
43-5061	Production, Planning, and Expediting Clerks	330	32.39	24.03	36.56	29.64
43-5071	Shipping, Receiving, and Inventory Clerks	1,430	21.49	16.32	24.07	21.49
43-5111	Weighers, Measurers, Checkers, and Samplers, Recordkeeping	180	28.31	25.91	29.51	29.39
43-6011	Executive Secretaries and Executive Administrative Assistants	1,010	39.04	29.68	43.72	39.36
43-6012	Legal Secretaries and Administrative Assistants	760	30.32	20.35	35.31	30.65
43-6013	Medical Secretaries and Administrative Assistants	3,930	21.88	17.58	24.03	21.38

SOC	OCCUPATIONAL TITLE	Empl	(\$) Mean	(\$) Entry	(\$) Exp	(\$) Median
43-6014	Secretaries and Admin. Assistants, Except Legal, Medical, and Executive	4,020	23.43	17.68	26.31	23.24
43-9021	Data Entry Keyers	380	18.96	14.77	21.06	18.13
43-9022	Word Processors and Typists	30	27.97	19.66	32.12	25.42
43-9041	Insurance Claims and Policy Processing Clerks	500	26.66	23.05	28.47	24.88
43-9051	Mail Clerks and Mail Machine Operators, Except Postal Service	520	17.74	15.56	18.83	17.48
43-9061	Office Clerks, General	4,470	21.82	16.07	24.70	20.03
43-9071	Office Machine Operators, Except Computer	160	20.61	17.18	22.32	20.11
43-9199	Office and Administrative Support Workers, All Other	910	29.83	20.78	34.36	31.96
<b>45-0000</b>	<b><u>Farming, Fishing, and Forestry Occupations</u></b>	260	21.29	14.36	24.75	18.87
45-1011	First-Line Supervisors of Farming, Fishing, and Forestry Workers	30	34.18	25.13	38.70	32.02
45-2011	Agricultural Inspectors	10	32.75	22.78	37.73	35.88
45-2092	Farmworkers and Laborers, Crop, Nursery, and Greenhouse	80	17.52	13.53	19.52	17.11
<b>47-0000</b>	<b><u>Construction and Extraction Occupations</u></b>	10,280	31.47	20.37	37.02	29.59
47-1011	First-Line Supervisors of Construction Trades and Extraction Workers	1,360	43.45	31.81	49.27	40.81
47-2011	Boilermakers	40	46.85	41.75	49.41	49.50
47-2021	Brickmasons and Blockmasons	150	32.32	25.21	35.87	28.51
47-2031	Carpenters	1,070	31.90	23.69	36.00	30.00
47-2051	Cement Masons and Concrete Finishers	260	28.29	22.03	31.42	27.37
47-2061	Construction Laborers	1,620	24.21	17.11	27.76	23.30
47-2071	Paving, Surfacing, and Tamping Equipment Operators	160	23.69	14.00	28.53	22.35
47-2073	Operating Engineers and Other Construction Equipment Operators	640	32.23	21.03	37.84	29.91
47-2081	Drywall and Ceiling Tile Installers	260	26.70	21.58	29.26	27.49
47-2111	Electricians	1,370	34.58	21.96	40.90	34.88
47-2132	Insulation Workers, Mechanical	200	30.31	22.21	34.36	28.58
47-2141	Painters, Construction and Maintenance	440	26.95	20.43	30.21	26.83
47-2151	Pipelayers	10	28.27	22.88	30.96	28.52
47-2152	Plumbers, Pipefitters, and Steamfitters	1,070	32.78	23.62	37.37	31.81
47-2181	Roofers	150	26.77	18.46	30.92	28.81
47-2211	Sheet Metal Workers	180	32.17	20.91	37.79	35.53
47-2221	Structural Iron and Steel Workers	80	27.44	22.90	29.72	28.26

SOC	OCCUPATIONAL TITLE	Empl	(\$) Mean	(\$) Entry	(\$) Exp	(\$) Median
47-3011	Helpers--Brick-, Block-, Stonemasons, and Tile and Marble Setters	60	26.36	22.36	28.35	28.09
47-3012	Helpers--Carpenters	140	16.15	13.25	17.59	15.68
47-3013	Helpers--Electricians	40	18.67	14.50	20.76	16.74
47-3015	Helpers--Pipelayers, Plumbers, Pipefitters, and Steamfitters	80	18.29	16.14	19.37	17.79
47-4011	Construction and Building Inspectors	420	34.03	26.15	37.98	31.76
47-4021	Elevator and Escalator Installers and Repairers	30	43.59	30.65	50.06	40.44
47-4051	Highway Maintenance Workers	50	22.58	18.65	24.55	20.61
47-4071	Septic Tank Servicers and Sewer Pipe Cleaners	70	21.10	17.29	23.01	18.78
47-4090	Miscellaneous Construction and Related Workers	100	24.25	18.84	26.95	23.37
<b>49-0000</b>	<b><u>Installation, Maintenance, and Repair Occupations</u></b>	9,680	31.87	20.50	37.56	29.81
49-1011	First-Line Supervisors of Mechanics, Installers, and Repairers	1,070	43.20	29.67	49.97	41.39
49-2011	Computer, Automated Teller, and Office Machine Repairers	170	23.60	19.07	25.86	23.40
49-2022	Telecommunications Equip. Installers and Repairers, Except Line Installers	270	33.88	27.95	36.85	31.96
49-2094	Electrical and Electronics Repairers, Commercial and Industrial Equipment	50	40.52	31.14	45.21	44.40
49-2096	Electronic Equipment Installers and Repairers, Motor Vehicles	40	29.23	24.20	31.74	27.81
49-2097	Audiovisual Equipment Installers and Repairers	50	27.53	23.97	29.31	24.33
49-2098	Security and Fire Alarm Systems Installers	90	29.89	20.08	34.79	31.40
49-3011	Aircraft Mechanics and Service Technicians	170	44.62	34.33	49.77	42.51
49-3021	Automotive Body and Related Repairers	240	25.16	18.79	28.35	23.03
49-3023	Automotive Service Technicians and Mechanics	1,170	27.70	18.47	32.32	28.00
49-3031	Bus and Truck Mechanics and Diesel Engine Specialists	370	31.74	25.53	34.85	31.39
49-3042	Mobile Heavy Equipment Mechanics, Except Engines	240	32.22	24.89	35.88	30.68
49-3053	Outdoor Power Equipment and Other Small Engine Mechanics	40	26.12	21.19	28.58	25.59
49-3093	Tire Repairers and Changers	190	21.21	17.30	23.16	22.51
49-9012	Control and Valve Installers and Repairers, Except Mechanical Door	150	42.85	31.62	48.46	40.22
49-9021	Heating, Air Conditioning, and Refrigeration Mechanics and Installers	1,100	33.25	23.33	38.21	30.24
49-9031	Home Appliance Repairers	60	25.02	19.66	27.71	27.78
49-9041	Industrial Machinery Mechanics	490	37.19	26.19	42.69	37.98
49-9044	Millwrights	30	37.27	22.86	44.47	32.66
49-9051	Electrical Power-Line Installers and Repairers	80	45.48	34.26	51.09	45.12
49-9052	Telecommunications Line Installers and Repairers	390	38.11	23.71	45.31	46.99

SOC	OCCUPATIONAL TITLE	Empl	(\$) Mean	(\$) Entry	(\$) Exp	(\$) Median
49-9062	Medical Equipment Repairers	120	43.12	29.95	49.70	35.99
49-9069	Precision Instrument and Equipment Repairers, All Other	70	37.91	29.33	42.21	39.12
49-9071	Maintenance and Repair Workers, General	2,250	27.41	18.89	31.66	24.75
49-9094	Locksmiths and Safe Repairers	60	30.07	22.22	34.00	25.15
49-9098	Helpers--Installation, Maintenance, and Repair Workers	250	19.79	16.22	21.58	18.75
49-9099	Installation, Maintenance, and Repair Workers, All Other	220	25.37	18.67	28.72	24.17
<b>51-0000</b>	<b>Production Occupations</b>	6,980	27.78	17.30	33.03	24.80
51-1011	First-Line Supervisors of Production and Operating Workers	720	42.69	28.14	49.97	40.86
51-2028	Electrical, Electronic, and Electromechanical Assemblers	410	20.79	15.19	23.59	18.22
51-2041	Structural Metal Fabricators and Fitters	50	25.65	19.85	28.55	25.13
51-2090	Miscellaneous Assemblers and Fabricators	540	20.22	16.89	21.89	18.81
51-3011	Bakers	120	20.41	15.86	22.69	18.99
51-3021	Butchers and Meat Cutters	140	22.85	16.48	26.03	23.43
51-3092	Food Batchmakers	180	19.95	15.04	22.40	18.09
51-4021	Extruding and Drawing Machine Operators, Metal and Plastic	410	24.70	18.63	27.74	24.94
51-4031	Cutting, Punching, and Press Machine Operators, Metal and Plastic	60	20.04	16.58	21.77	18.85
51-4033	Grinding, Lapping, Polishing, and Buffing Mach. Operators, Metal and Plastic	40	19.53	15.52	21.53	18.26
51-4041	Machinists	270	30.34	21.00	35.01	29.24
51-4072	Molding, Coremaking, and Casting Machine Operators, Metal and Plastic	90	22.90	18.86	24.91	22.51
51-4121	Welders, Cutters, Solderers, and Brazers	240	29.63	22.40	33.24	27.09
51-4193	Plating Machine Setters, Operators, and Tenders, Metal and Plastic	NA	20.65	16.50	22.72	18.45
51-5111	Prepress Technicians and Workers	20	29.36	26.98	30.55	30.24
51-5112	Printing Press Operators	140	24.05	18.09	27.04	22.07
51-5113	Print Binding and Finishing Workers	60	25.74	20.69	28.27	27.52
51-6011	Laundry and Dry-Cleaning Workers	320	15.91	13.75	16.98	15.58
51-6021	Pressers, Textile, Garment, and Related Materials	40	16.48	15.10	17.17	17.12
51-6031	Sewing Machine Operators	30	18.06	14.26	19.95	17.50
51-6041	Shoe and Leather Workers and Repairers	20	19.41	17.29	20.46	19.91
51-6093	Upholsterers	20	24.01	22.27	24.87	23.27
51-7011	Cabinetmakers and Bench Carpenters	60	24.99	17.24	28.87	25.88
51-8021	Stationary Engineers and Boiler Operators	30	38.28	33.80	40.52	39.51

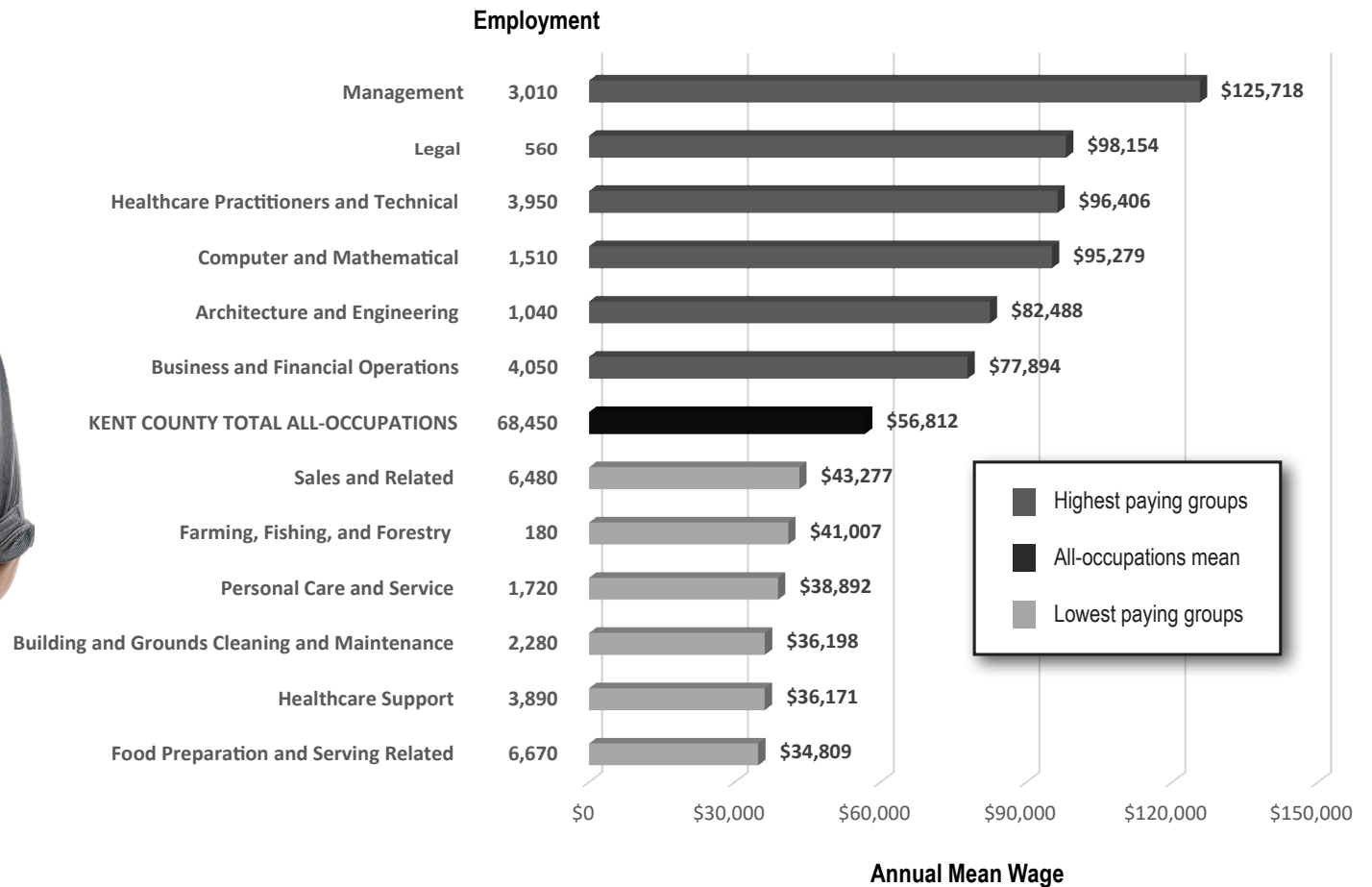

SOC	OCCUPATIONAL TITLE	Empl	(\$) Mean	(\$) Entry	(\$) Exp	(\$) Median
51-8031	Water and Wastewater Treatment Plant and System Operators	90	32.48	24.47	36.48	31.74
51-8099	Plant and System Operators, All Other	10	33.11	27.38	35.98	34.35
51-9011	Chemical Equipment Operators and Tenders	750	31.05	26.05	33.55	29.36
51-9012	Separating, Filtering, Clarifying, Precipitating, and Still Machine Operators	50	20.57	16.59	22.57	18.61
51-9021	Crushing, Grinding, and Polishing Machine Setters, Operators, and Tenders	10	22.39	17.07	25.05	18.63
51-9023	Mixing and Blending Machine Setters, Operators, and Tenders	70	26.94	20.29	30.26	23.96
51-9041	Extruding, Forming, Pressing, and Compacting Machine Operators	20	30.11	24.28	33.03	32.00
51-9061	Inspectors, Testers, Sorters, Samplers, and Weighers	650	28.46	20.55	32.41	29.66
51-9071	Jewelers and Precious Stone and Metal Workers	10	22.31	17.44	24.74	21.94
51-9081	Dental Laboratory Technicians	40	29.75	20.86	34.19	28.50
51-9111	Packaging and Filling Machine Operators and Tenders	120	20.16	16.36	22.07	20.31
51-9124	Coating, Painting, and Spraying Machine Setters, Operators, and Tenders	80	26.55	17.07	31.30	22.50
51-9161	Computer Numerically Controlled Tool Operators	80	22.91	18.34	25.19	22.92
51-9162	Computer Numerically Controlled Tool Programmers	10	35.40	24.40	40.90	37.45
51-9195	Molders, Shapers, and Casters, Except Metal and Plastic	70	24.42	21.77	25.75	23.78
51-9198	Helpers--Production Workers	120	18.81	16.58	19.93	17.98
51-9199	Production Workers, All Other	80	18.75	15.28	20.48	18.48
<b>53-0000</b>	<b>Transportation and Material Moving Occupations</b>	26,670	24.51	16.78	28.38	24.95
53-1047	First-Line Supervisors of Transportation and Material-Moving Workers	1,340	32.27	23.02	36.89	31.04
53-2012	Commercial Pilots	90	<b>163,835</b>	<b>90,696</b>	<b>200,405</b>	<b>155,703</b>
53-3031	Driver/Sales Workers	390	17.34	13.69	19.17	15.85
53-3032	Heavy and Tractor-Trailer Truck Drivers	3,880	28.53	23.04	31.27	28.90
53-3033	Light Truck Drivers	2,580	23.12	16.22	26.56	21.72
53-3051	Bus Drivers, School	490	22.72	19.75	24.20	22.42
53-3052	Bus Drivers, Transit and Intercity	280	26.44	20.93	29.19	29.85
53-3053	Shuttle Drivers and Chauffeurs	410	20.02	15.21	22.43	19.05
53-3099	Motor Vehicle Operators, All Other	160	18.12	14.51	19.92	14.65
53-5011	Sailors and Marine Oilers	30	26.32	20.43	29.27	28.40
53-5021	Captains, Mates, and Pilots of Water Vessels	30	41.82	25.16	50.15	34.47
53-6021	Parking Attendants	120	16.17	13.94	17.28	16.29
53-6031	Automotive and Watercraft Service Attendants	60	17.80	15.91	18.75	17.24

SOC	OCCUPATIONAL TITLE	Empl	(\$) Mean	(\$) Entry	(\$) Exp	(\$) Median
53-6032	Aircraft Service Attendants	30	19.34	17.14	20.43	19.11
53-6051	Transportation Inspectors	20	44.48	23.06	55.19	42.32
53-7021	Crane and Tower Operators	50	29.84	25.91	31.81	30.20
53-7051	Industrial Truck and Tractor Operators	5,970	27.61	24.97	28.93	28.86
53-7061	Cleaners of Vehicles and Equipment	560	16.30	13.64	17.62	15.08
53-7062	Laborers and Freight, Stock, and Material Movers, Hand	3,570	20.22	16.22	22.22	19.08
53-7064	Packers and Packagers, Hand	1,220	22.19	15.65	25.46	27.38
53-7065	Stockers and Order Fillers	5,010	20.97	15.08	23.91	19.29
53-7081	Refuse and Recyclable Material Collectors	230	23.72	17.34	26.92	22.85



# KENT COUNTY DATA

## *Annual Mean Wages and Employment for the Highest and Lowest Paying Major Occupational Groups*



SOC	OCCUPATIONAL TITLE	Empl	(\$) Mean	(\$) Entry	(\$) Exp	(\$) Median
00-0000	Total all occupations	68,450	27.31	15.05	33.44	21.73
<b>11-0000</b>	<b>Management Occupations</b>	3,010	60.44	34.01	73.66	56.53
11-1011	Chief Executives	170	N/A	N/A	N/A	N/A
11-1021	General and Operations Managers	670	63.96	35.70	78.10	56.78
11-2021	Marketing Managers	40	84.94	57.61	98.61	81.29
11-2022	Sales Managers	100	82.76	50.62	98.83	83.55
11-2033	Fundraising Managers	10	61.04	44.43	69.34	55.40
11-3012	Administrative Services Managers	50	62.42	42.58	72.34	56.88
11-3013	Facilities Managers	30	54.55	37.74	62.95	53.27
11-3021	Computer and Information Systems Managers	130	75.57	49.73	88.49	67.91
11-3031	Financial Managers	180	80.08	51.21	94.52	71.11
11-3051	Industrial Production Managers	80	58.09	44.19	65.04	52.03
11-3061	Purchasing Managers	20	N/A	N/A	N/A	N/A
11-3071	Transportation, Storage, and Distribution Managers	20	64.85	44.86	74.85	68.87
11-3121	Human Resources Managers	100	55.36	38.21	63.93	47.28
11-9021	Construction Managers	70	60.04	43.48	68.32	57.30
11-9031	Education and Childcare Administrators, Preschool and Daycare	40	29.24	18.01	34.86	29.29
11-9032	Education Administrators, Kindergarten through Secondary	290	<b>123,637</b>	<b>109,619</b>	<b>130,647</b>	<b>123,745</b>
11-9033	Education Administrators, Postsecondary	80	N/A	N/A	N/A	N/A
11-9039	Education Administrators, All Other	10	47.45	34.11	54.12	49.03
11-9041	Architectural and Engineering Managers	60	76.74	59.98	85.12	77.36
11-9051	Food Service Managers	90	36.45	29.54	39.90	33.65
11-9081	Lodging Managers	NA	36.00	29.55	39.23	36.04
11-9111	Medical and Health Services Managers	240	57.74	36.23	68.49	48.94
11-9121	Natural Sciences Managers	40	60.11	43.54	68.40	54.70
11-9131	Postmasters and Mail Superintendents	10	44.07	40.62	45.79	43.77
11-9141	Property, Real Estate, and Community Association Managers	70	30.14	19.64	35.40	28.23
11-9151	Social and Community Service Managers	180	35.46	25.53	40.43	33.62
11-9199	Managers, All Other	90	73.62	45.55	87.66	69.29
<b>13-0000</b>	<b>Business and Financial Operations Occupations</b>	4,050	37.45	23.41	44.47	33.58
13-1020	Buyers and Purchasing Agents	170	35.87	23.91	41.86	32.78

SOC	OCCUPATIONAL TITLE	Empl	(\$) Mean	(\$) Entry	(\$) Exp	(\$) Median
13-1031	Claims Adjusters, Examiners, and Investigators	80	42.32	30.57	48.19	40.37
13-1041	Compliance Officers	340	39.60	21.26	48.77	37.46
13-1051	Cost Estimators	110	34.19	23.67	39.45	33.61
13-1071	Human Resources Specialists	500	31.16	22.46	35.50	29.48
13-1075	Labor Relations Specialists	80	42.86	25.15	51.71	39.95
13-1081	Logisticians	60	39.93	30.81	44.49	36.35
13-1082	Project Management Specialists	140	50.48	36.03	57.70	50.95
13-1111	Management Analysts	570	40.43	25.03	48.13	32.53
13-1121	Meeting, Convention, and Event Planners	40	23.71	16.69	27.23	23.00
13-1131	Fundraisers	40	32.01	20.96	37.53	32.48
13-1141	Compensation, Benefits, and Job Analysis Specialists	30	N/A	N/A	N/A	N/A
13-1151	Training and Development Specialists	210	34.00	24.59	38.70	31.41
13-1161	Market Research Analysts and Marketing Specialists	190	36.17	21.75	43.38	31.29
13-1199	Business Operations Specialists, All Other	230	41.27	27.21	48.29	39.66
13-2011	Accountants and Auditors	680	36.03	23.79	42.15	33.05
13-2020	Property Appraisers and Assessors	60	27.83	21.33	31.08	25.83
13-2031	Budget Analysts	90	37.78	30.40	41.47	34.89
13-2041	Credit Analysts	30	47.93	31.92	55.94	46.53
13-2051	Financial and Investment Analysts	40	46.09	31.38	53.45	42.65
13-2052	Personal Financial Advisors	50	N/A	N/A	N/A	N/A
13-2053	Insurance Underwriters	20	N/A	N/A	N/A	N/A
13-2054	Financial Risk Specialists	40	49.97	33.78	58.06	50.35
13-2061	Financial Examiners	20	N/A	N/A	N/A	N/A
13-2071	Credit Counselors	10	26.86	22.32	29.13	22.89
13-2072	Loan Officers	130	37.66	22.07	45.45	35.00
13-2081	Tax Examiners and Collectors, and Revenue Agents	20	33.19	21.69	38.94	31.58
13-2099	Financial Specialists, All Other	40	36.40	21.79	43.71	38.34
<b>15-0000</b>	<b><u>Computer and Mathematical Occupations</u></b>	1,510	45.81	27.83	54.80	42.13
15-1211	Computer Systems Analysts	250	49.18	35.34	56.10	47.73
15-1212	Information Security Analysts	40	49.30	31.56	58.17	41.78
15-1231	Computer Network Support Specialists	50	27.61	22.02	30.40	26.13

SOC	OCCUPATIONAL TITLE	Empl	(\$) Mean	(\$) Entry	(\$) Exp	(\$) Median
15-1232	Computer User Support Specialists	230	31.24	22.07	35.82	30.67
15-1242	Database Administrators	40	35.36	25.68	40.21	34.60
15-1244	Network and Computer Systems Administrators	150	40.77	26.49	47.91	36.48
15-1251	Computer Programmers	40	38.38	26.43	44.36	33.99
15-1252	Software Developers	360	60.14	42.91	68.76	57.31
15-1255	Web and Digital Interface Designers	30	N/A	N/A	N/A	N/A
15-1299	Computer Occupations, All Other	80	39.31	24.20	46.86	32.08
15-2031	Operations Research Analysts	20	45.97	27.23	55.34	51.23
15-2051	Data Scientists	40	54.69	26.38	68.84	58.46
<b>17-0000</b>	<b><u>Architecture and Engineering Occupations</u></b>	1,040	39.66	24.70	47.14	37.43
17-1011	Architects, Except Landscape and Naval	20	N/A	N/A	N/A	N/A
17-1022	Surveyors	20	40.60	32.92	44.44	41.03
17-2051	Civil Engineers	290	47.38	35.17	53.48	45.16
17-2071	Electrical Engineers	50	49.14	36.44	55.49	49.07
17-2081	Environmental Engineers	50	46.10	36.01	51.15	45.12
17-2112	Industrial Engineers	70	48.38	38.18	53.48	47.28
17-2141	Mechanical Engineers	60	46.05	33.51	52.32	44.25
17-2199	Engineers, All Other	10	62.29	39.78	73.54	56.53
17-3011	Architectural and Civil Drafters	60	31.03	22.11	35.48	31.50
17-3013	Mechanical Drafters	10	28.76	20.77	32.75	25.78
17-3021	Aerospace Engineering and Operations Technologists and Technicians	20	N/A	N/A	N/A	N/A
17-3022	Civil Engineering Technologists and Technicians	200	26.29	19.59	29.64	29.28
17-3025	Environmental Engineering Technologists and Technicians	20	33.25	26.13	36.81	36.05
17-3029	Engineering Technologists and Technicians, Except Drafters, All Other	10	27.91	19.65	32.04	21.02
17-3031	Surveying and Mapping Technicians	70	25.05	18.90	28.12	22.87
<b>19-0000</b>	<b><u>Life, Physical, and Social Science Occupations</u></b>	870	33.64	23.49	38.71	30.63
19-1022	Microbiologists	30	33.69	28.83	36.13	29.18
19-1031	Conservation Scientists	30	31.84	23.01	36.25	29.64
19-2031	Chemists	50	42.53	31.56	48.02	38.42
19-2041	Environmental Scientists and Specialists, Including Health	160	29.22	23.95	31.85	27.70
Delaware Wages 2024 - Kent County		46	<a href="https://lmi.delaware.gov/">https://lmi.delaware.gov/</a>			

SOC	OCCUPATIONAL TITLE	Empl	(\$) <b>Mean</b>	(\$) <b>Entry</b>	(\$) <b>Exp</b>	(\$) <b>Median</b>
19-3033	Clinical and Counseling Psychologists	10	51.97	44.47	55.71	52.46
19-3034	School Psychologists	50	38.62	30.69	42.58	37.18
19-3051	Urban and Regional Planners	140	33.36	24.90	37.59	31.41
19-4031	Chemical Technicians	20	22.89	19.40	24.63	22.41
19-4042	Environmental Science and Protection Technicians, Including Health	20	23.81	17.87	26.78	22.66
19-5011	Occupational Health and Safety Specialists	110	32.95	24.18	37.34	28.49
<b>21-0000</b>	<b><u>Community and Social Service Occupations</u></b>	1,630	28.10	18.96	32.67	26.07
21-1012	Educational, Guidance, and Career Counselors and Advisors	370	33.17	22.14	38.68	36.85
21-1015	Rehabilitation Counselors	70	20.68	17.68	22.18	18.65
21-1018	Substance Abuse, Behavioral Disorder, and Mental Health Counselors	190	28.61	18.68	33.58	26.35
21-1021	Child, Family, and School Social Workers	190	25.45	19.97	28.19	24.29
21-1022	Healthcare Social Workers	110	28.74	22.12	32.05	27.03
21-1023	Mental Health and Substance Abuse Social Workers	80	24.81	21.82	26.31	22.97
21-1091	Health Education Specialists	40	27.91	16.95	33.39	21.76
21-1093	Social and Human Service Assistants	220	19.42	16.17	21.04	18.74
21-1099	Community and Social Service Specialists, All Other	70	28.41	20.70	32.27	27.63
21-2011	Clergy	10	25.91	23.96	26.88	26.80
<b>23-0000</b>	<b><u>Legal Occupations</u></b>	560	47.19	23.26	59.16	36.02
23-1011	Lawyers	230	N/A	N/A	N/A	N/A
23-2011	Paralegals and Legal Assistants	200	27.65	20.55	31.20	25.37
23-2099	Legal Support Workers, All Other	50	32.91	24.02	37.36	30.19
<b>25-0000</b>	<b><u>Educational Instruction and Library Occupations</u></b>	5,330	29.09	17.58	34.84	28.33
25-1011	Business Teachers, Postsecondary	60	<b>104,596</b>	<b>54,208</b>	<b>129,790</b>	<b>83,538</b>
25-1021	Computer Science Teachers, Postsecondary	20	<b>92,305</b>	<b>52,275</b>	<b>112,321</b>	<b>87,021</b>
25-1022	Mathematical Science Teachers, Postsecondary	30	<b>77,431</b>	<b>50,815</b>	<b>90,740</b>	<b>67,523</b>
25-1071	Health Specialties Teachers, Postsecondary	30	<b>116,522</b>	<b>66,122</b>	<b>141,723</b>	<b>106,754</b>
25-1194	Career/Technical Education Teachers, Postsecondary	100	29.31	26.61	30.65	30.00
25-2011	Preschool Teachers, Except Special Education	300	<b>30,902</b>	<b>27,745</b>	<b>32,480</b>	<b>28,450</b>
25-2021	Elementary School Teachers, Except Special Education	460	<b>63,832</b>	<b>49,004</b>	<b>71,246</b>	<b>61,658</b>

SOC	OCCUPATIONAL TITLE	Empl	(\$) <b>Mean</b>	(\$) <b>Entry</b>	(\$) <b>Exp</b>	(\$) <b>Median</b>
25-2022	Middle School Teachers, Except Special and Career/Technical Education	650	<b>66,146</b>	<b>50,543</b>	<b>73,948</b>	<b>59,674</b>
25-2031	Secondary School Teachers, Except Special and Career/Technical Education	1,020	<b>66,732</b>	<b>52,763</b>	<b>73,716</b>	<b>73,943</b>
25-2032	Career/Technical Education Teachers, Secondary School	100	<b>71,578</b>	<b>60,281</b>	<b>77,226</b>	<b>74,146</b>
25-2052	Special Education Teachers, Kindergarten and Elementary School	160	<b>62,768</b>	<b>50,107</b>	<b>69,099</b>	<b>61,034</b>
25-2057	Special Education Teachers, Middle School	NA	<b>69,653</b>	<b>52,950</b>	<b>78,005</b>	<b>75,595</b>
25-2058	Special Education Teachers, Secondary School	240	<b>65,479</b>	<b>51,601</b>	<b>72,417</b>	<b>67,956</b>
25-3021	Self-Enrichment Teachers	40	19.15	13.40	22.03	15.00
25-3031	Substitute Teachers, Short-Term	190	17.26	13.54	19.12	16.02
25-3041	Tutors	50	15.75	13.29	16.98	13.65
25-3099	Teachers and Instructors, All Other	20	<b>67,700</b>	<b>40,929</b>	<b>81,085</b>	<b>72,571</b>
25-4022	Librarians and Media Collections Specialists	60	33.22	24.48	37.59	30.44
25-4031	Library Technicians	20	18.74	14.37	20.92	20.29
25-9031	Instructional Coordinators	240	36.54	26.98	41.32	37.86
25-9045	Teaching Assistants, Except Postsecondary	790	<b>36,908</b>	<b>30,289</b>	<b>40,217</b>	<b>36,235</b>
25-9099	Educational Instruction and Library Workers, All Other	30	26.40	20.55	29.33	24.61
<b><u>27-0000</u></b>	<b><u>Arts, Design, Entertainment, Sports, and Media Occupations</u></b>	520	28.08	15.62	34.31	23.99
27-1024	Graphic Designers	40	26.26	16.46	31.16	22.69
27-1025	Interior Designers	20	26.23	17.64	30.53	24.25
27-1026	Merchandise Displayers and Window Trimmers	80	18.30	14.56	20.16	17.57
27-2022	Coaches and Scouts	110	<b>62,214</b>	<b>30,883</b>	<b>77,879</b>	<b>48,482</b>
27-3031	Public Relations Specialists	130	31.86	19.25	38.17	28.30
27-3041	Editors	20	N/A	N/A	N/A	N/A
27-4011	Audio and Video Technicians	10	28.63	18.71	33.59	31.20
27-4021	Photographers	30	23.81	15.48	27.98	24.06
<b><u>29-0000</u></b>	<b><u>Healthcare Practitioners and Technical Occupations</u></b>	3,950	46.35	23.63	57.71	40.86
29-1021	Dentists, General	60	N/A	N/A	N/A	N/A
29-1031	Dietitians and Nutritionists	50	31.55	24.90	34.88	30.10
29-1041	Optometrists	30	70.02	47.16	81.45	76.78
29-1051	Pharmacists	90	64.26	41.42	75.69	64.27
29-1071	Physician Assistants	40	72.65	54.87	81.54	74.36



SOC	OCCUPATIONAL TITLE	Empl	(\$) Mean	(\$) Entry	(\$) Exp	(\$) Median
29-1122	Occupational Therapists	80	42.07	29.20	48.50	43.41
29-1123	Physical Therapists	120	50.90	40.76	55.97	47.55
29-1127	Speech-Language Pathologists	120	45.69	36.46	50.30	46.91
29-1131	Veterinarians	60	N/A	N/A	N/A	N/A
29-1141	Registered Nurses	1,330	43.60	33.98	48.42	41.48
29-1171	Nurse Practitioners	140	65.15	50.42	72.52	62.71
29-1215	Family Medicine Physicians	100	110.62	58.86	136.51	112.62
29-1229	Physicians, All Other	NA	142.81	102.98	N/A	N/A
29-1292	Dental Hygienists	120	47.41	41.53	50.34	47.08
29-2010	Clinical Laboratory Technologists and Technicians	NA	30.00	19.20	35.40	26.97
29-2035	Magnetic Resonance Imaging Technologists	10	45.97	38.28	49.82	45.28
29-2042	Emergency Medical Technicians	160	21.39	18.82	22.67	21.25
29-2052	Pharmacy Technicians	200	20.21	16.58	22.02	19.24
29-2056	Veterinary Technologists and Technicians	120	21.03	16.14	23.47	20.23
29-2057	Ophthalmic Medical Technicians	NA	18.33	16.39	19.30	17.86
29-2061	Licensed Practical and Licensed Vocational Nurses	270	29.86	25.78	31.90	29.91
29-2072	Medical Records Specialists	110	24.25	17.06	27.84	25.01
<b>31-0000</b>	<b><u>Healthcare Support Occupations</u></b>	3,890	17.39	13.92	19.12	16.51
31-1120	Home Health and Personal Care Aides	NA	15.07	13.39	15.91	14.70
31-1131	Nursing Assistants	970	18.51	15.75	19.88	18.06
31-2011	Occupational Therapy Assistants	40	32.83	29.03	34.74	32.17
31-2021	Physical Therapist Assistants	70	29.55	20.78	33.93	30.64
31-2022	Physical Therapist Aides	50	15.25	13.30	16.23	14.63
31-9011	Massage Therapists	20	27.75	17.11	33.07	24.98
31-9091	Dental Assistants	200	21.10	17.08	23.12	21.45
31-9092	Medical Assistants	460	19.08	16.19	20.53	18.63
31-9094	Medical Transcriptionists	20	21.61	16.79	24.01	18.92
<b>33-0000</b>	<b><u>Protective Service Occupations</u></b>	1,370	30.42	16.79	37.24	25.04
33-1012	First-Line Supervisors of Police and Detectives	110	56.81	43.22	63.60	56.15
33-1091	First-Line Supervisors of Security Workers	40	28.59	20.83	32.47	24.85

SOC	OCCUPATIONAL TITLE	Empl	(\$) Mean	(\$) Entry	(\$) Exp	(\$) Median
33-3051	Police and Sheriff's Patrol Officers	360	40.19	27.17	46.70	38.90
33-9021	Private Detectives and Investigators	20	25.88	20.34	28.65	22.76
33-9032	Security Guards	230	19.30	15.87	21.01	17.21
33-9091	Crossing Guards and Flaggers	100	17.35	14.46	18.79	16.14
33-9099	Protective Service Workers, All Other	10	23.04	16.83	26.15	17.84
<b>35-0000</b>	<b><u>Food Preparation and Serving Related Occupations</u></b>	6,670	16.74	13.41	18.40	14.74
35-1011	Chefs and Head Cooks	80	27.70	20.27	31.42	25.45
35-1012	First-Line Supervisors of Food Preparation and Serving Workers	590	22.36	17.17	24.95	22.18
35-2011	Cooks, Fast Food	250	13.90	13.36	14.18	13.53
35-2012	Cooks, Institution and Cafeteria	520	19.15	16.75	20.35	19.18
35-2014	Cooks, Restaurant	610	16.54	13.95	17.83	16.60
35-2021	Food Preparation Workers	450	15.57	13.91	16.39	14.69
35-3011	Bartenders	270	18.01	13.30	20.36	17.17
35-3023	Fast Food and Counter Workers	2,210	14.68	13.34	15.35	14.02
35-3031	Waiters and Waitresses	980	18.38	13.25	20.95	15.89
35-3041	Food Servers, Nonrestaurant	110	14.44	13.57	14.87	14.07
35-9011	Dining Room and Cafeteria Attendants and Bartender Helpers	120	15.51	13.31	16.60	14.73
35-9021	Dishwashers	230	14.37	13.25	14.93	13.53
35-9031	Hosts and Hostesses, Restaurant, Lounge, and Coffee Shop	190	14.01	13.25	14.39	13.25
<b>37-0000</b>	<b><u>Building and Grounds Cleaning and Maintenance Occupations</u></b>	2,280	17.40	13.82	19.19	16.62
37-1011	First-Line Supervisors of Housekeeping and Janitorial Workers	120	21.70	16.12	24.48	21.36
37-1012	First-Line Supervisors of Landscaping and Groundskeeping Workers	40	30.04	20.05	35.04	29.62
37-2011	Janitors and Cleaners, Except Maids and Housekeeping Cleaners	1,270	16.77	13.64	18.33	16.05
37-2012	Maids and Housekeeping Cleaners	300	14.63	13.31	15.29	14.17
37-2021	Pest Control Workers	20	N/A	N/A	N/A	N/A
37-3011	Landscaping and Groundskeeping Workers	500	17.89	15.49	19.09	17.00
37-3012	Pesticide Handlers, Sprayers, and Applicators, Vegetation	10	23.23	18.17	25.76	22.91
<b>39-0000</b>	<b><u>Personal Care and Service Occupations</u></b>	1,720	18.70	13.28	21.41	16.01
39-1014	First-Line Supervisors of Entertainment and Recreation Workers	50	23.51	17.36	26.58	24.03

SOC	OCCUPATIONAL TITLE	Empl	(\$) Mean	(\$) Entry	(\$) Exp	(\$) Median
39-1022	First-Line Supervisors of Personal Service Workers	50	20.69	15.36	23.36	19.96
39-2011	Animal Trainers	20	N/A	N/A	N/A	N/A
39-2021	Animal Caretakers	220	15.04	13.25	15.94	14.05
39-3031	Ushers, Lobby Attendants, and Ticket Takers	30	15.79	13.26	17.06	13.61
39-3091	Amusement and Recreation Attendants	240	14.50	13.25	15.12	13.25
39-4031	Morticians, Undertakers, and Funeral Arrangers	20	41.83	25.29	50.10	35.87
39-5012	Hairdressers, Hairstylists, and Cosmetologists	170	17.92	13.25	20.26	13.43
39-5093	Shampooers	20	13.32	13.25	13.36	13.25
39-9011	Childcare Workers	110	15.53	13.29	16.65	14.22
39-9031	Exercise Trainers and Group Fitness Instructors	150	23.22	13.78	27.94	21.51
39-9032	Recreation Workers	140	17.27	13.54	19.14	16.06
39-9041	Residential Advisors	60	19.32	14.09	21.94	18.50
<b>41-0000</b>	<b><u>Sales and Related Occupations</u></b>	6,480	20.81	13.61	24.41	16.44
41-1011	First-Line Supervisors of Retail Sales Workers	680	25.10	17.39	28.95	23.37
41-1012	First-Line Supervisors of Non-Retail Sales Workers	90	45.67	30.09	53.46	44.19
41-2011	Cashiers	2,150	14.69	13.36	15.35	14.35
41-2021	Counter and Rental Clerks	170	18.64	14.05	20.93	17.18
41-2022	Parts Salespersons	190	17.94	13.63	20.09	16.70
41-2031	Retail Salespersons	1,900	16.84	13.39	18.57	15.44
41-3021	Insurance Sales Agents	130	29.84	17.68	35.92	27.47
41-3031	Securities, Commodities, and Financial Services Sales Agents	120	36.14	21.09	43.67	28.59
41-3091	Sales Representatives of Services	390	31.66	17.95	38.52	28.67
41-4011	Sales Reps., Wholesale and Manuf., Technical and Scientific Products	60	47.49	26.28	58.09	44.63
41-4012	Sales Reps., Wholesale and Manuf., Except Tech. and Scientific Products	380	35.66	21.92	42.53	32.72
41-9022	Real Estate Sales Agents	130	31.02	17.63	37.72	23.90
41-9031	Sales Engineers	10	75.31	63.17	81.37	76.24
41-9099	Sales and Related Workers, All Other	20	23.13	16.23	26.59	21.47
<b>43-0000</b>	<b><u>Office and Administrative Support Occupations</u></b>	8,390	22.31	16.00	25.46	20.59
43-1011	First-Line Supervisors of Office and Administrative Support Workers	800	32.47	22.20	37.60	30.77
43-2011	Switchboard Operators, Including Answering Service	40	17.93	13.86	19.97	19.57

SOC	OCCUPATIONAL TITLE	Empl	(\$) Mean	(\$) Entry	(\$) Exp	(\$) Median
43-3011	Bill and Account Collectors	80	21.23	17.41	23.14	18.94
43-3021	Billing and Posting Clerks	150	22.60	17.30	25.26	24.16
43-3031	Bookkeeping, Accounting, and Auditing Clerks	710	22.51	16.93	25.30	21.49
43-3051	Payroll and Timekeeping Clerks	40	26.06	19.19	29.50	26.12
43-3061	Procurement Clerks	30	20.13	15.05	22.67	20.39
43-3071	Tellers	130	19.09	17.03	20.12	18.81
43-4031	Court, Municipal, and License Clerks	360	19.91	16.69	21.52	19.21
43-4051	Customer Service Representatives	960	19.84	15.13	22.19	18.30
43-4071	File Clerks	110	18.58	15.61	20.07	18.59
43-4081	Hotel, Motel, and Resort Desk Clerks	110	15.27	13.41	16.20	16.23
43-4121	Library Assistants, Clerical	20	14.35	13.25	14.91	13.25
43-4131	Loan Interviewers and Clerks	60	22.45	17.37	24.98	23.46
43-4141	New Accounts Clerks	NA	22.72	21.33	23.41	21.72
43-4151	Order Clerks	20	21.14	15.88	23.78	17.54
43-4161	Human Resources Assistants, Except Payroll and Timekeeping	50	23.37	18.11	26.00	24.24
43-4171	Receptionists and Information Clerks	380	17.10	13.51	18.90	16.85
43-4199	Information and Record Clerks, All Other	80	25.48	20.08	28.18	25.82
43-5011	Cargo and Freight Agents	10	28.40	22.62	31.29	28.72
43-5021	Couriers and Messengers	40	16.13	14.65	16.87	16.47
43-5031	Public Safety Telecommunicators	40	25.12	20.82	27.26	24.40
43-5032	Dispatchers, Except Police, Fire, and Ambulance	80	22.29	16.43	25.22	21.63
43-5041	Meter Readers, Utilities	20	27.52	21.11	30.72	25.62
43-5051	Postal Service Clerks	40	29.89	23.05	33.31	31.46
43-5052	Postal Service Mail Carriers	180	29.57	20.36	34.17	27.63
43-5061	Production, Planning, and Expediting Clerks	70	27.05	18.22	31.46	27.41
43-5071	Shipping, Receiving, and Inventory Clerks	300	20.47	15.82	22.79	18.92
43-5111	Weighers, Measurers, Checkers, and Samplers, Recordkeeping	40	23.24	18.13	25.80	25.30
43-6011	Executive Secretaries and Executive Administrative Assistants	170	30.87	23.00	34.81	29.52
43-6012	Legal Secretaries and Administrative Assistants	90	28.12	19.37	32.50	29.05
43-6013	Medical Secretaries and Administrative Assistants	520	20.04	16.23	21.94	18.71
43-6014	Secretaries and Admin. Assistants, Except Legal, Medical, and Executive	1,270	21.63	16.76	24.07	21.16
43-9021	Data Entry Keyers	80	18.84	14.76	20.88	17.02

SOC	OCCUPATIONAL TITLE	Empl	(\$) Mean	(\$) Entry	(\$) Exp	(\$) Median
43-9041	Insurance Claims and Policy Processing Clerks	50	22.78	17.67	25.34	22.39
43-9051	Mail Clerks and Mail Machine Operators, Except Postal Service	30	16.51	14.63	17.44	16.64
43-9061	Office Clerks, General	950	19.87	14.96	22.32	19.11
43-9199	Office and Administrative Support Workers, All Other	80	23.10	17.56	25.87	21.53
<b>45-0000</b>	<b>Farming, Fishing, and Forestry Occupations</b>	180	19.70	14.03	22.56	17.00
45-1011	First-Line Supervisors of Farming, Fishing, and Forestry Workers	20	31.74	22.54	36.34	31.13
45-2091	Agricultural Equipment Operators	10	23.23	16.54	26.58	26.47
45-2093	Farmworkers, Farm, Ranch, and Aquacultural Animals	10	16.69	14.29	17.89	16.63
<b>47-0000</b>	<b>Construction and Extraction Occupations</b>	2,330	27.44	18.65	31.84	25.46
47-1011	First-Line Supervisors of Construction Trades and Extraction Workers	310	37.91	28.23	42.75	36.84
47-2021	Brickmasons and Blockmasons	40	32.72	23.93	37.11	35.53
47-2031	Carpenters	210	26.65	20.87	29.53	23.33
47-2051	Cement Masons and Concrete Finishers	60	22.57	17.14	25.29	22.72
47-2061	Construction Laborers	420	21.81	16.44	24.49	21.46
47-2073	Operating Engineers and Other Construction Equipment Operators	190	26.60	19.35	30.23	23.01
47-2081	Drywall and Ceiling Tile Installers	70	24.44	19.90	26.71	23.05
47-2111	Electricians	350	29.02	19.49	33.78	28.09
47-2141	Painters, Construction and Maintenance	40	22.93	17.27	25.76	22.38
47-2152	Plumbers, Pipefitters, and Steamfitters	140	28.60	20.04	32.88	28.28
47-2181	Roofers	30	24.13	16.80	27.80	27.33
47-2211	Sheet Metal Workers	20	35.60	31.58	37.61	37.87
47-3011	Helpers--Brick-, Block-, Stonemasons, and Tile and Marble Setters	20	24.41	22.00	25.62	25.17
47-3013	Helpers--Electricians	20	19.02	14.38	21.33	21.28
47-3015	Helpers--Pipelayers, Plumbers, Pipefitters, and Steamfitters	NA	17.30	15.19	18.36	18.31
47-4011	Construction and Building Inspectors	130	30.19	23.10	33.73	29.35
47-4031	Fence Erectors	40	22.02	19.32	23.37	23.08
47-4051	Highway Maintenance Workers	30	20.70	16.70	22.70	16.73
47-4090	Miscellaneous Construction and Related Workers	20	24.05	18.56	26.79	24.11

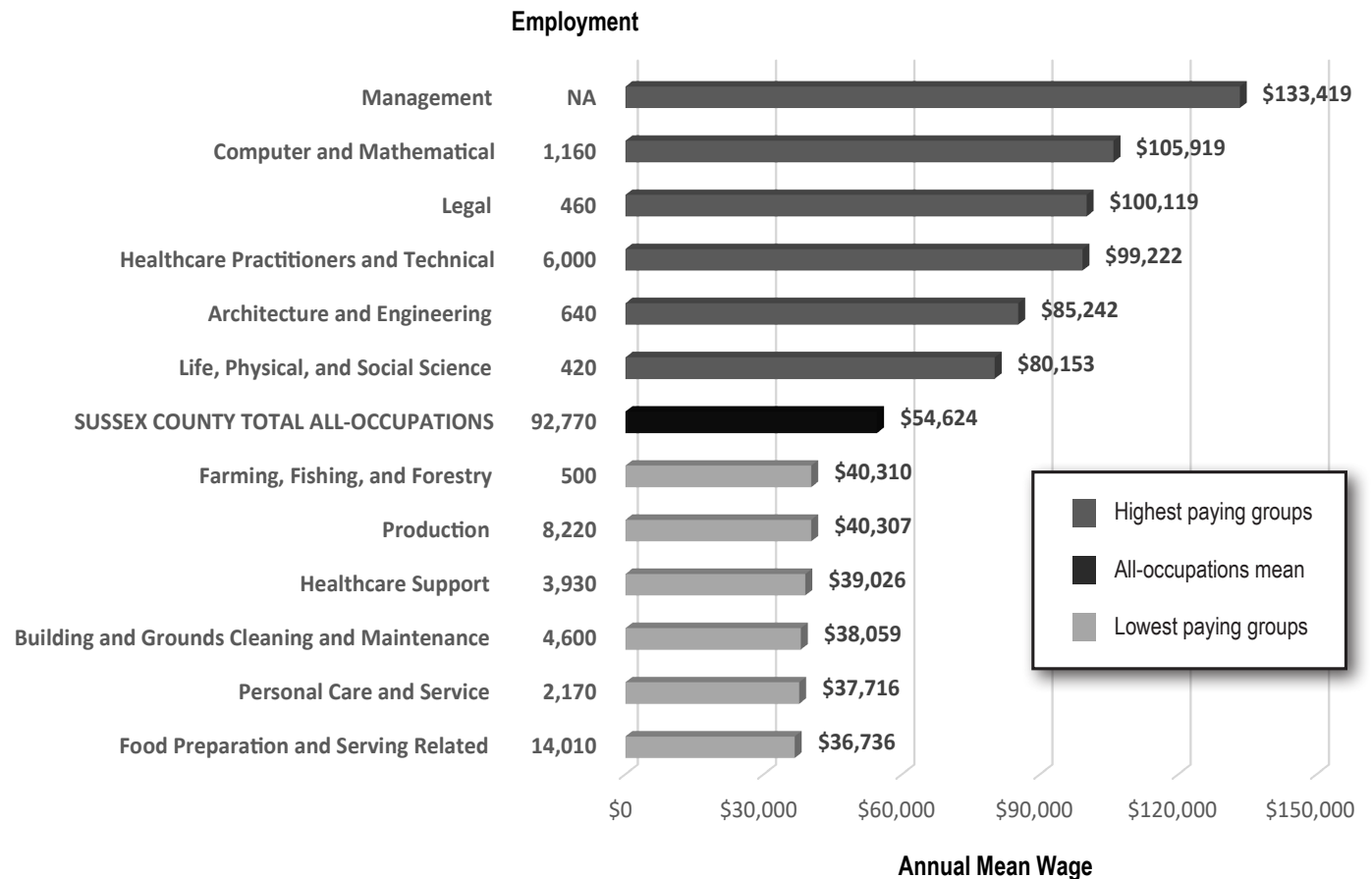
SOC	OCCUPATIONAL TITLE	Empl	(\$) Mean	(\$) Entry	(\$) Exp	(\$) Median
<b>49-0000</b>	<b><u>Installation, Maintenance, and Repair Occupations</u></b>	2,620	28.40	18.76	33.22	27.51
49-1011	First-Line Supervisors of Mechanics, Installers, and Repairers	300	39.19	27.36	45.10	38.76
49-2011	Computer, Automated Teller, and Office Machine Repairers	40	20.43	15.84	22.73	18.40
49-2022	Telecommunications Equip. Installers and Repairers, Except Line Installers	60	28.59	23.31	31.24	28.76
49-2094	Electrical and Electronics Repairers, Commercial and Industrial Equipment	NA	37.98	30.44	41.74	39.49
49-2097	Audiovisual Equipment Installers and Repairers	NA	24.67	22.14	25.93	23.07
49-3011	Aircraft Mechanics and Service Technicians	90	37.43	32.45	39.92	37.87
49-3021	Automotive Body and Related Repairers	90	22.36	17.45	24.82	21.56
49-3023	Automotive Service Technicians and Mechanics	310	24.46	16.96	28.21	22.79
49-3031	Bus and Truck Mechanics and Diesel Engine Specialists	120	29.50	22.56	32.97	29.00
49-3041	Farm Equipment Mechanics and Service Technicians	30	24.79	15.43	29.46	23.94
49-3042	Mobile Heavy Equipment Mechanics, Except Engines	90	30.74	22.39	34.92	30.39
49-3053	Outdoor Power Equipment and Other Small Engine Mechanics	20	21.30	16.86	23.52	22.91
49-3093	Tire Repairers and Changers	60	19.20	16.20	20.70	20.70
49-9021	Heating, Air Conditioning, and Refrigeration Mechanics and Installers	170	26.70	20.47	29.81	24.97
49-9031	Home Appliance Repairers	10	23.89	19.81	25.93	23.99
49-9041	Industrial Machinery Mechanics	240	30.17	23.32	33.60	31.52
49-9052	Telecommunications Line Installers and Repairers	50	34.04	21.42	40.35	35.93
49-9062	Medical Equipment Repairers	20	34.26	24.87	38.96	34.16
49-9071	Maintenance and Repair Workers, General	450	24.31	17.11	27.91	22.22
49-9091	Coin, Vending, and Amusement Machine Servicers and Repairers	NA	23.65	17.96	26.50	23.57
49-9094	Locksmiths and Safe Repairers	10	29.36	21.03	33.53	22.20
49-9098	Helpers--Installation, Maintenance, and Repair Workers	80	18.38	14.68	20.23	17.48
49-9099	Installation, Maintenance, and Repair Workers, All Other	40	24.28	16.77	28.04	22.43
<b>51-0000</b>	<b><u>Production Occupations</u></b>	3,620	21.05	15.77	23.69	17.70
51-1011	First-Line Supervisors of Production and Operating Workers	220	35.60	25.86	40.46	35.41
51-2090	Miscellaneous Assemblers and Fabricators	230	19.32	15.68	21.14	17.95
51-3011	Bakers	60	16.05	14.18	16.99	14.50
51-3021	Butchers and Meat Cutters	60	21.92	17.35	24.20	22.25
51-3099	Food Processing Workers, All Other	70	18.90	18.20	19.25	18.38
51-4031	Cutting, Punching, and Press Machine Operators, Metal and Plastic	NA	19.45	17.13	20.61	17.30
Delaware Wages 2024 - Kent County		54	<a href="https://lmi.delaware.gov/">https://lmi.delaware.gov/</a>			



SOC	OCCUPATIONAL TITLE	Empl	(\$) Mean	(\$) Entry	(\$) Exp	(\$) Median
51-4041	Machinists	50	27.19	18.24	31.66	28.30
51-4121	Welders, Cutters, Solderers, and Brazers	80	26.70	20.59	29.75	25.56
51-5112	Printing Press Operators	30	20.38	16.92	22.11	20.30
51-6011	Laundry and Dry-Cleaning Workers	90	14.86	13.53	15.53	14.43
51-8031	Water and Wastewater Treatment Plant and System Operators	80	26.59	21.03	29.38	28.83
51-8093	Petroleum Pump System Operators, Refinery Operators, and Gaugers	20	26.72	24.03	28.06	25.71
51-9023	Mixing and Blending Machine Setters, Operators, and Tenders	40	19.42	17.15	20.55	18.00
51-9061	Inspectors, Testers, Sorters, Samplers, and Weighers	260	23.51	17.43	26.55	21.25
51-9111	Packaging and Filling Machine Operators and Tenders	380	18.63	16.30	19.79	17.14
51-9124	Coating, Painting, and Spraying Machine Setters, Operators, and Tenders	30	21.53	17.30	23.64	20.45
51-9161	Computer Numerically Controlled Tool Operators	20	26.14	21.29	28.57	29.84
51-9198	Helpers--Production Workers	60	18.58	15.31	20.22	16.75
<b>53-0000</b>	<b>Transportation and Material Moving Occupations</b>	6,430	21.55	15.01	24.82	19.38
53-1047	First-Line Supervisors of Transportation and Material-Moving Workers	280	28.67	19.79	33.11	27.96
53-3011	Ambulance Drivers and Attendants, Except Emergency Medical Technicians	10	16.42	16.03	16.61	16.51
53-3031	Driver/Sales Workers	130	14.85	13.59	15.48	14.15
53-3032	Heavy and Tractor-Trailer Truck Drivers	890	25.81	20.21	28.61	25.22
53-3033	Light Truck Drivers	550	21.75	13.98	25.63	20.23
53-3051	Bus Drivers, School	380	19.76	16.64	21.32	18.92
53-3053	Shuttle Drivers and Chauffeurs	160	19.06	13.91	21.64	16.44
53-3099	Motor Vehicle Operators, All Other	50	18.27	13.28	20.76	13.33
53-6021	Parking Attendants	50	15.02	13.26	15.89	14.13
53-6031	Automotive and Watercraft Service Attendants	20	16.13	14.14	17.12	16.06
53-7051	Industrial Truck and Tractor Operators	790	24.60	21.18	26.31	24.51
53-7061	Cleaners of Vehicles and Equipment	190	15.45	13.59	16.38	14.45
53-7062	Laborers and Freight, Stock, and Material Movers, Hand	680	17.89	15.10	19.28	17.29
53-7063	Machine Feeders and Offbearers	10	20.41	17.35	21.94	18.35
53-7064	Packers and Packagers, Hand	320	17.46	13.25	19.56	14.56
53-7065	Stockers and Order Fillers	1,680	18.58	14.85	20.44	18.49

# SUSSEX COUNTY DATA

## *Annual Mean Wages and Employment for the Highest and Lowest Paying Major Occupational Groups*



SOC	OCCUPATIONAL TITLE	Empl	(\$) Mean	(\$) Entry	(\$) Exp	(\$) Median
00-0000	Total all occupations	92,770	26.26	15.02	31.88	20.15
<b>11-0000</b>	<b>Management Occupations</b>	NA	64.14	34.68	78.88	59.42
11-1011	Chief Executives	30	111.65	38.33	148.31	99.61
11-1021	General and Operations Managers	890	68.65	37.54	84.20	60.22
11-2021	Marketing Managers	30	N/A	N/A	N/A	N/A
11-2022	Sales Managers	170	88.04	55.94	104.09	90.42
11-2033	Fundraising Managers	20	62.74	44.79	71.72	56.94
11-3012	Administrative Services Managers	80	66.17	42.44	78.03	62.92
11-3013	Facilities Managers	50	58.03	40.24	66.92	62.05
11-3021	Computer and Information Systems Managers	NA	82.75	56.57	95.84	85.05
11-3031	Financial Managers	NA	88.00	64.97	99.52	90.50
11-3051	Industrial Production Managers	70	67.03	46.77	77.16	64.50
11-3061	Purchasing Managers	20	71.67	55.13	79.94	74.27
11-3071	Transportation, Storage, and Distribution Managers	20	76.22	54.30	87.17	69.39
11-3121	Human Resources Managers	70	75.21	46.22	89.70	73.61
11-9021	Construction Managers	140	N/A	N/A	N/A	N/A
11-9031	Education and Childcare Administrators, Preschool and Daycare	50	26.03	14.63	31.73	23.07
11-9032	Education Administrators, Kindergarten through Secondary	210	<b>124,242</b>	<b>106,303</b>	<b>133,211</b>	<b>125,481</b>
11-9033	Education Administrators, Postsecondary	10	59.98	41.92	69.01	57.83
11-9041	Architectural and Engineering Managers	NA	80.26	64.77	88.00	83.86
11-9051	Food Service Managers	190	38.00	28.06	42.97	36.23
11-9081	Lodging Managers	80	34.91	25.72	39.50	34.74
11-9131	Postmasters and Mail Superintendents	20	46.12	42.49	47.94	45.51
11-9141	Property, Real Estate, and Community Association Managers	240	32.35	23.64	36.70	28.64
11-9151	Social and Community Service Managers	110	37.39	27.93	42.12	35.55
11-9171	Funeral Home Managers	10	N/A	N/A	N/A	N/A
11-9199	Managers, All Other	NA	75.79	47.31	90.04	86.56
<b>13-0000</b>	<b>Business and Financial Operations Occupations</b>	3,290	38.01	23.48	45.28	34.59
13-1020	Buyers and Purchasing Agents	160	34.56	24.52	39.58	32.01
13-1031	Claims Adjusters, Examiners, and Investigators	80	41.63	30.15	47.37	36.79
13-1041	Compliance Officers	220	35.00	24.77	40.12	32.45

SOC	OCCUPATIONAL TITLE	Empl	(\$) <b>Mean</b>	(\$) <b>Entry</b>	(\$) <b>Exp</b>	(\$) <b>Median</b>
13-1051	Cost Estimators	230	32.47	22.05	37.68	29.92
13-1071	Human Resources Specialists	340	35.42	23.33	41.46	31.63
13-1081	Logisticians	40	40.07	31.18	44.51	38.58
13-1082	Project Management Specialists	170	47.15	30.00	55.73	47.16
13-1111	Management Analysts	220	45.19	27.30	54.14	41.10
13-1121	Meeting, Convention, and Event Planners	80	23.74	14.92	28.14	21.35
13-1131	Fundraisers	50	31.18	21.09	36.23	29.77
13-1141	Compensation, Benefits, and Job Analysis Specialists	50	33.93	26.19	37.80	28.69
13-1151	Training and Development Specialists	180	34.31	21.16	40.89	32.20
13-1161	Market Research Analysts and Marketing Specialists	290	39.46	22.63	47.87	41.75
13-1199	Business Operations Specialists, All Other	110	39.80	24.55	47.43	34.18
13-2011	Accountants and Auditors	610	37.79	26.07	43.64	33.19
13-2041	Credit Analysts	20	42.26	24.98	50.91	36.06
13-2051	Financial and Investment Analysts	40	57.04	38.42	66.35	47.56
13-2052	Personal Financial Advisors	50	51.87	25.79	64.92	45.92
13-2054	Financial Risk Specialists	30	51.52	37.19	58.68	49.04
13-2072	Loan Officers	130	43.55	25.58	52.53	37.71
13-2099	Financial Specialists, All Other	10	46.85	34.85	52.86	45.48
<b>15-0000</b>	<b>Computer and Mathematical Occupations</b>	1,160	50.92	29.13	61.82	49.42
15-1211	Computer Systems Analysts	310	59.69	38.63	70.21	49.45
15-1212	Information Security Analysts	30	57.72	38.87	67.15	50.84
15-1231	Computer Network Support Specialists	40	31.94	25.39	35.21	30.98
15-1232	Computer User Support Specialists	180	29.73	21.03	34.08	27.65
15-1241	Computer Network Architects	NA	58.77	40.42	67.95	62.19
15-1242	Database Administrators	20	39.40	27.23	45.49	39.91
15-1244	Network and Computer Systems Administrators	90	43.99	30.47	50.76	43.89
15-1251	Computer Programmers	NA	41.12	29.25	47.06	35.15
15-1252	Software Developers	230	60.19	42.97	68.81	59.15
15-1253	Software Quality Assurance Analysts and Testers	40	55.52	41.14	62.71	59.02
15-1255	Web and Digital Interface Designers	30	33.26	21.60	39.09	30.62

SOC	OCCUPATIONAL TITLE	Empl	(\$) Mean	(\$) Entry	(\$) Exp	(\$) Median
15-1299	Computer Occupations, All Other	NA	45.16	28.77	53.36	32.18
15-2051	Data Scientists	NA	78.93	59.82	88.49	73.08
<b>17-0000</b>	<b>Architecture and Engineering Occupations</b>	640	40.98	24.91	49.02	38.83
17-1011	Architects, Except Landscape and Naval	20	45.88	33.84	51.90	48.56
17-1022	Surveyors	20	40.04	33.56	43.28	38.29
17-2051	Civil Engineers	130	49.33	34.48	56.75	46.12
17-2071	Electrical Engineers	30	53.04	37.95	60.58	47.54
17-2112	Industrial Engineers	70	50.66	36.86	57.56	48.75
17-2141	Mechanical Engineers	40	49.28	40.05	53.89	48.95
17-2199	Engineers, All Other	20	N/A	N/A	N/A	N/A
17-3011	Architectural and Civil Drafters	110	30.01	22.47	33.78	29.36
17-3013	Mechanical Drafters	40	26.75	21.38	29.43	26.36
17-3022	Civil Engineering Technologists and Technicians	30	25.39	19.05	28.56	23.82
17-3031	Surveying and Mapping Technicians	50	25.22	19.90	27.89	23.16
<b>19-0000</b>	<b>Life, Physical, and Social Science Occupations</b>	420	38.54	21.82	46.89	34.56
19-1042	Medical Scientists, Except Epidemiologists	40	40.98	29.27	46.83	39.65
19-2041	Environmental Scientists and Specialists, Including Health	40	33.09	25.49	36.89	30.91
19-3034	School Psychologists	50	37.24	27.84	41.93	36.78
19-3051	Urban and Regional Planners	20	33.77	25.52	37.89	34.56
19-4042	Environmental Science and Protection Technicians, Including Health	50	18.41	15.03	20.09	19.39
19-5011	Occupational Health and Safety Specialists	60	42.69	27.46	50.31	38.58
<b>21-0000</b>	<b>Community and Social Service Occupations</b>	1,370	27.97	18.91	32.50	24.89
21-1012	Educational, Guidance, and Career Counselors and Advisors	270	35.90	25.51	41.09	38.99
21-1013	Marriage and Family Therapists	50	28.43	17.42	33.93	30.46
21-1015	Rehabilitation Counselors	50	24.56	19.76	26.96	22.96
21-1018	Substance Abuse, Behavioral Disorder, and Mental Health Counselors	150	26.65	18.74	30.60	23.88
21-1021	Child, Family, and School Social Workers	160	23.78	20.42	25.46	22.20
21-1022	Healthcare Social Workers	70	31.76	22.41	36.44	31.00
21-1023	Mental Health and Substance Abuse Social Workers	60	26.70	21.52	29.29	27.11



SOC	OCCUPATIONAL TITLE	Empl	(\$) <b>Mean</b>	(\$) <b>Entry</b>	(\$) <b>Exp</b>	(\$) <b>Median</b>
21-1029	Social Workers, All Other	30	37.53	28.13	42.22	33.18
21-1091	Health Education Specialists	40	28.36	16.95	34.07	20.44
21-1093	Social and Human Service Assistants	190	19.09	16.31	20.48	18.63
21-1094	Community Health Workers	NA	21.11	16.81	23.26	20.94
21-1099	Community and Social Service Specialists, All Other	120	24.31	18.93	26.99	23.03
21-2011	Clergy	20	30.00	22.30	33.85	28.72
<b>23-0000</b>	<b><u>Legal Occupations</u></b>	460	48.13	23.54	60.43	35.05
23-1011	Lawyers	190	68.38	37.76	83.69	61.80
23-2011	Paralegals and Legal Assistants	170	27.99	20.46	31.75	25.62
23-2093	Title Examiners, Abstractors, and Searchers	20	30.19	20.15	35.22	31.73
23-2099	Legal Support Workers, All Other	30	40.62	21.21	50.32	28.33
<b>25-0000</b>	<b><u>Educational Instruction and Library Occupations</u></b>	5,130	29.17	17.79	34.85	29.15
25-1011	Business Teachers, Postsecondary	20	N/A	N/A	N/A	N/A
25-1021	Computer Science Teachers, Postsecondary	20	<b>71,097</b>	<b>43,518</b>	<b>84,886</b>	<b>62,776</b>
25-1071	Health Specialties Teachers, Postsecondary	40	N/A	N/A	N/A	N/A
25-2011	Preschool Teachers, Except Special Education	280	<b>31,975</b>	<b>27,999</b>	<b>33,964</b>	<b>29,129</b>
25-2021	Elementary School Teachers, Except Special Education	330	<b>68,333</b>	<b>51,099</b>	<b>76,950</b>	<b>76,829</b>
25-2022	Middle School Teachers, Except Special and Career/Technical Education	610	<b>68,730</b>	<b>53,245</b>	<b>76,472</b>	<b>62,614</b>
25-2031	Secondary School Teachers, Except Special and Career/Technical Education	1,380	<b>71,020</b>	<b>55,143</b>	<b>78,958</b>	<b>76,550</b>
25-2032	Career/Technical Education Teachers, Secondary School	170	<b>75,452</b>	<b>65,240</b>	<b>80,557</b>	<b>74,841</b>
25-2052	Special Education Teachers, Kindergarten and Elementary School	130	<b>62,650</b>	<b>50,855</b>	<b>68,548</b>	<b>57,421</b>
25-2057	Special Education Teachers, Middle School	30	<b>72,314</b>	<b>55,531</b>	<b>80,706</b>	<b>77,231</b>
25-2058	Special Education Teachers, Secondary School	350	<b>72,496</b>	<b>56,288</b>	<b>80,599</b>	<b>77,587</b>
25-3021	Self-Enrichment Teachers	60	20.41	13.32	23.95	18.16
25-3031	Substitute Teachers, Short-Term	160	17.26	13.28	19.25	15.10
25-3041	Tutors	70	20.93	15.20	23.80	18.93
25-4022	Librarians and Media Collections Specialists	60	33.16	24.23	37.62	31.25
25-4031	Library Technicians	30	17.45	14.69	18.83	16.43
25-9021	Farm and Home Management Educators	20	N/A	N/A	N/A	N/A



SOC	OCCUPATIONAL TITLE	Empl	(\$) <b>Mean</b>	(\$) <b>Entry</b>	(\$) <b>Exp</b>	(\$) <b>Median</b>
25-9031	Instructional Coordinators	150	33.03	20.93	39.08	36.39
25-9045	Teaching Assistants, Except Postsecondary	860	<b>37,581</b>	<b>30,822</b>	<b>40,960</b>	<b>37,097</b>
<b>27-0000</b>	<b><u>Arts, Design, Entertainment, Sports, and Media Occupations</u></b>	870	26.89	15.19	32.74	22.14
27-1023	Floral Designers	20	15.19	13.36	16.11	13.58
27-1024	Graphic Designers	100	26.12	18.96	29.69	23.33
27-1025	Interior Designers	60	27.99	17.36	33.30	26.83
27-1026	Merchandise Displayers and Window Trimmers	230	17.38	14.08	19.03	16.12
27-2022	Coaches and Scouts	90	<b>40,479</b>	<b>30,329</b>	<b>45,553</b>	<b>34,790</b>
27-3031	Public Relations Specialists	140	38.42	23.03	46.11	37.62
27-3042	Technical Writers	NA	44.96	34.48	50.19	47.18
27-3091	Interpreters and Translators	20	21.86	15.66	24.95	20.98
27-4021	Photographers	NA	24.67	16.19	28.90	25.94
<b>29-0000</b>	<b><u>Healthcare Practitioners and Technical Occupations</u></b>	6,000	47.70	24.93	59.09	41.07
29-1011	Chiropractors	20	51.96	28.36	63.76	47.87
29-1021	Dentists, General	30	129.13	75.84	N/A	N/A
29-1031	Dietitians and Nutritionists	50	38.59	26.36	44.70	37.85
29-1041	Optometrists	20	59.67	37.20	70.90	62.16
29-1051	Pharmacists	180	67.02	46.95	77.05	68.03
29-1071	Physician Assistants	80	66.29	50.92	73.97	63.86
29-1122	Occupational Therapists	70	48.31	33.72	55.61	49.87
29-1123	Physical Therapists	210	50.25	38.43	56.17	48.97
29-1124	Radiation Therapists	20	55.66	49.33	58.83	52.88
29-1126	Respiratory Therapists	90	41.19	35.38	44.10	41.86
29-1127	Speech-Language Pathologists	100	47.45	37.95	52.21	48.28
29-1131	Veterinarians	60	N/A	N/A	N/A	N/A
29-1141	Registered Nurses	2,260	46.22	37.44	50.62	44.97
29-1171	Nurse Practitioners	150	67.41	54.66	73.78	68.35
29-1212	Cardiologists	10	N/A	143.60	N/A	N/A
29-1213	Dermatologists	30	N/A	N/A	N/A	N/A
29-1215	Family Medicine Physicians	60	126.01	65.66	N/A	N/A

SOC	OCCUPATIONAL TITLE	Empl	(\$) Mean	(\$) Entry	(\$) Exp	(\$) Median
29-1218	Obstetricians and Gynecologists	NA	N/A	143.24	N/A	N/A
29-1229	Physicians, All Other	NA	140.74	74.41	N/A	N/A
29-1292	Dental Hygienists	90	50.21	44.01	53.31	50.33
29-2010	Clinical Laboratory Technologists and Technicians	120	34.59	23.91	39.92	35.76
29-2031	Cardiovascular Technologists and Technicians	60	40.75	30.29	45.98	42.11
29-2032	Diagnostic Medical Sonographers	80	45.50	39.02	48.74	49.02
29-2033	Nuclear Medicine Technologists	10	51.45	44.87	54.74	52.21
29-2034	Radiologic Technologists and Technicians	220	39.46	29.93	44.23	39.14
29-2035	Magnetic Resonance Imaging Technologists	30	N/A	N/A	N/A	N/A
29-2042	Emergency Medical Technicians	360	21.21	18.45	22.59	20.93
29-2052	Pharmacy Technicians	320	20.24	16.67	22.03	19.51
29-2055	Surgical Technologists	90	28.39	23.44	30.86	29.55
29-2056	Veterinary Technologists and Technicians	140	21.86	17.28	24.15	22.81
29-2057	Ophthalmic Medical Technicians	30	19.28	15.59	21.12	19.77
29-2061	Licensed Practical and Licensed Vocational Nurses	290	32.01	28.02	34.01	31.45
29-2072	Medical Records Specialists	70	25.38	17.45	29.34	25.51
29-2081	Opticians, Dispensing	30	20.65	16.84	22.56	21.47
29-2099	Health Technologists and Technicians, All Other	30	31.57	21.48	36.62	24.72
29-9021	Health Information Technologists and Medical Registrars	NA	28.44	21.40	31.97	30.63
<b>31-0000</b>	<b><u>Healthcare Support Occupations</u></b>	3,930	18.76	14.25	21.02	18.22
31-1120	Home Health and Personal Care Aides	1,410	14.95	13.25	15.80	14.60
31-1131	Nursing Assistants	1,220	19.57	17.38	20.66	18.87
31-1132	Orderlies	30	18.28	16.94	18.95	18.56
31-2011	Occupational Therapy Assistants	30	34.49	29.94	36.77	33.90
31-2021	Physical Therapist Assistants	100	31.06	23.67	34.76	30.49
31-2022	Physical Therapist Aides	70	14.96	13.80	15.54	14.23
31-9011	Massage Therapists	80	29.14	20.72	33.35	22.94
31-9091	Dental Assistants	200	22.12	18.75	23.81	21.93
31-9092	Medical Assistants	580	20.58	16.92	22.41	20.07
31-9093	Medical Equipment Preparers	50	23.33	19.73	25.13	23.49

SOC	OCCUPATIONAL TITLE	Empl	(\$) Mean	(\$) Entry	(\$) Exp	(\$) Median
31-9094	Medical Transcriptionists	10	22.92	18.25	25.26	22.27
31-9097	Phlebotomists	50	21.62	19.01	22.93	19.23
<b>33-0000</b>	<b><u>Protective Service Occupations</u></b>	1,550	28.91	16.99	34.86	28.10
33-1012	First-Line Supervisors of Police and Detectives	80	54.30	43.53	59.69	50.52
33-1091	First-Line Supervisors of Security Workers	30	29.41	21.87	33.18	29.12
33-2011	Firefighters	NA	21.94	19.90	22.96	21.71
33-3041	Parking Enforcement Workers	30	19.89	18.12	20.78	18.29
33-3051	Police and Sheriff's Patrol Officers	340	38.86	30.40	43.10	38.28
33-9021	Private Detectives and Investigators	20	25.40	20.27	27.97	21.83
33-9032	Security Guards	280	19.62	16.20	21.34	18.00
33-9092	Lifeguards, Ski Patrol, and Other Recreational Protective Service Workers	60	15.85	14.86	16.34	14.98
33-9094	School Bus Monitors	120	17.57	14.50	19.10	18.06
33-9099	Protective Service Workers, All Other	30	18.72	15.83	20.16	18.32
<b>35-0000</b>	<b><u>Food Preparation and Serving Related Occupations</u></b>	14,010	17.66	13.54	19.72	16.38
35-1011	Chefs and Head Cooks	160	31.90	22.42	36.64	31.39
35-1012	First-Line Supervisors of Food Preparation and Serving Workers	1,190	24.24	18.26	27.23	23.37
35-2011	Cooks, Fast Food	NA	14.38	13.28	14.94	13.90
35-2012	Cooks, Institution and Cafeteria	500	19.54	17.54	20.54	19.26
35-2014	Cooks, Restaurant	2,060	17.78	14.57	19.39	17.83
35-2015	Cooks, Short Order	10	15.94	13.71	17.05	16.04
35-2021	Food Preparation Workers	710	16.53	13.94	17.83	16.57
35-3011	Bartenders	970	18.49	13.28	21.10	17.70
35-3023	Fast Food and Counter Workers	3,600	15.30	13.67	16.11	14.40
35-3031	Waiters and Waitresses	2,820	18.61	13.25	21.29	14.80
35-3041	Food Servers, Nonrestaurant	170	15.94	13.46	17.19	14.74
35-9011	Dining Room and Cafeteria Attendants and Bartender Helpers	410	14.83	13.25	15.62	13.91
35-9021	Dishwashers	550	15.43	13.54	16.38	15.00
35-9031	Hosts and Hostesses, Restaurant, Lounge, and Coffee Shop	630	14.44	13.25	15.04	14.10

SOC	OCCUPATIONAL TITLE	Empl	(\$) Mean	(\$) Entry	(\$) Exp	(\$) Median
<b>37-0000</b>	<b><u>Building and Grounds Cleaning and Maintenance Occupations</u></b>	4,600	18.30	14.46	20.22	17.22
37-1011	First-Line Supervisors of Housekeeping and Janitorial Workers	170	24.67	17.69	28.16	25.12
37-1012	First-Line Supervisors of Landscaping and Groundskeeping Workers	120	30.82	22.33	35.07	30.76
37-2011	Janitors and Cleaners, Except Maids and Housekeeping Cleaners	1,660	17.57	14.05	19.34	17.52
37-2012	Maids and Housekeeping Cleaners	520	15.43	13.86	16.21	15.26
37-2019	Building Cleaning Workers, All Other	NA	15.93	14.68	16.56	14.73
37-2021	Pest Control Workers	90	N/A	N/A	N/A	N/A
37-3011	Landscaping and Groundskeeping Workers	1,670	18.30	15.60	19.64	17.43
<b>39-0000</b>	<b><u>Personal Care and Service Occupations</u></b>	2,170	18.13	13.43	20.48	15.63
39-1014	First-Line Supervisors of Entertainment and Recreation Workers	80	23.57	17.48	26.61	24.38
39-1022	First-Line Supervisors of Personal Service Workers	90	22.59	17.95	24.92	21.18
39-2011	Animal Trainers	10	17.47	14.78	18.81	16.52
39-2021	Animal Caretakers	160	16.39	13.41	17.89	14.76
39-3091	Amusement and Recreation Attendants	500	14.58	13.27	15.23	14.06
39-4021	Funeral Attendants	30	21.17	17.42	23.05	20.63
39-4031	Morticians, Undertakers, and Funeral Arrangers	NA	33.14	25.49	36.97	36.93
39-5012	Hairdressers, Hairstylists, and Cosmetologists	270	20.65	13.28	24.33	14.22
39-5092	Manicurists and Pedicurists	120	15.49	13.25	16.61	13.25
39-5094	Skincare Specialists	50	25.82	15.63	30.91	21.54
39-9011	Childcare Workers	390	15.45	13.57	16.39	15.63
39-9031	Exercise Trainers and Group Fitness Instructors	190	24.68	15.17	29.43	22.54
39-9032	Recreation Workers	100	17.29	14.18	18.84	17.24
39-9041	Residential Advisors	20	16.51	14.14	17.69	14.74
<b>41-0000</b>	<b><u>Sales and Related Occupations</u></b>	10,580	21.76	13.85	25.71	17.04
41-1011	First-Line Supervisors of Retail Sales Workers	1,100	26.98	19.12	30.91	25.13
41-1012	First-Line Supervisors of Non-Retail Sales Workers	130	44.87	31.65	51.49	40.86
41-2011	Cashiers	2,790	15.08	13.44	15.90	14.54
41-2021	Counter and Rental Clerks	180	21.55	15.51	24.57	20.50
41-2022	Parts Salespersons	190	18.52	14.02	20.77	17.20
41-2031	Retail Salespersons	3,970	17.22	13.69	18.98	15.99

SOC	OCCUPATIONAL TITLE	Empl	(\$) Mean	(\$) Entry	(\$) Exp	(\$) Median
41-3011	Advertising Sales Agents	20	23.55	13.25	28.70	21.90
41-3021	Insurance Sales Agents	330	N/A	N/A	N/A	N/A
41-3031	Securities, Commodities, and Financial Services Sales Agents	240	44.71	21.66	56.24	29.89
41-3041	Travel Agents	50	25.99	15.07	31.45	22.22
41-3091	Sales Representatives of Services	450	31.40	17.80	38.20	27.35
41-4011	Sales Reps., Wholesale and Manuf., Technical and Scientific Products	130	60.05	30.47	74.83	68.98
41-4012	Sales Reps., Wholesale and Manuf., Except Tech. and Scientific Products	590	37.39	21.50	45.34	31.49
41-9021	Real Estate Brokers	NA	32.45	28.13	34.61	30.02
41-9022	Real Estate Sales Agents	250	28.64	16.40	34.75	23.21
<b>43-0000</b>	<b><u>Office and Administrative Support Occupations</u></b>	9,760	22.67	16.25	25.88	20.93
43-1011	First-Line Supervisors of Office and Administrative Support Workers	820	33.19	22.53	38.52	30.92
43-2011	Switchboard Operators, Including Answering Service	40	N/A	N/A	N/A	N/A
43-3011	Bill and Account Collectors	40	20.93	17.26	22.76	19.97
43-3021	Billing and Posting Clerks	130	22.71	18.12	25.00	23.24
43-3031	Bookkeeping, Accounting, and Auditing Clerks	1,020	24.36	17.97	27.55	24.29
43-3061	Procurement Clerks	20	21.08	17.82	22.71	19.92
43-3071	Tellers	210	20.45	17.94	21.70	20.62
43-4031	Court, Municipal, and License Clerks	180	20.13	16.68	21.85	19.21
43-4051	Customer Service Representatives	1,020	21.20	16.22	23.69	20.59
43-4071	File Clerks	NA	16.87	14.27	18.17	17.24
43-4081	Hotel, Motel, and Resort Desk Clerks	300	16.82	15.14	17.65	17.01
43-4111	Interviewers, Except Eligibility and Loan	120	21.96	18.71	23.59	21.66
43-4121	Library Assistants, Clerical	90	16.39	13.43	17.87	14.02
43-4131	Loan Interviewers and Clerks	60	19.97	13.81	23.06	18.37
43-4151	Order Clerks	70	18.21	14.97	19.83	16.72
43-4161	Human Resources Assistants, Except Payroll and Timekeeping	50	22.10	18.47	23.92	22.00
43-4171	Receptionists and Information Clerks	500	17.53	14.36	19.11	17.17
43-4199	Information and Record Clerks, All Other	30	20.57	17.37	22.17	19.33
43-5021	Couriers and Messengers	NA	17.83	16.55	18.46	16.92
43-5031	Public Safety Telecommunicators	80	23.30	19.69	25.11	22.37
43-5032	Dispatchers, Except Police, Fire, and Ambulance	120	22.64	17.24	25.34	22.66

SOC	OCCUPATIONAL TITLE	Empl	(\$) Mean	(\$) Entry	(\$) Exp	(\$) Median
43-5051	Postal Service Clerks	80	29.54	22.07	33.27	30.94
43-5052	Postal Service Mail Carriers	340	29.40	20.35	33.93	28.07
43-5061	Production, Planning, and Expediting Clerks	70	30.50	20.80	35.35	27.69
43-5071	Shipping, Receiving, and Inventory Clerks	580	20.16	17.16	21.66	18.41
43-5111	Weighers, Measurers, Checkers, and Samplers, Recordkeeping	50	18.77	16.53	19.89	16.89
43-6011	Executive Secretaries and Executive Administrative Assistants	120	30.16	23.55	33.46	27.82
43-6012	Legal Secretaries and Administrative Assistants	110	30.58	22.90	34.42	31.17
43-6013	Medical Secretaries and Administrative Assistants	NA	20.82	16.64	22.91	19.23
43-6014	Secretaries and Admin. Assistants, Except Legal, Medical, and Executive	1,080	21.85	16.93	24.32	21.62
43-9021	Data Entry Keyers	60	17.43	14.24	19.03	17.48
43-9041	Insurance Claims and Policy Processing Clerks	110	23.24	18.52	25.60	23.67
43-9051	Mail Clerks and Mail Machine Operators, Except Postal Service	50	17.56	14.79	18.95	16.75
43-9061	Office Clerks, General	1,180	19.30	14.54	21.69	18.07
43-9199	Office and Administrative Support Workers, All Other	60	24.53	18.35	27.62	21.62
<b>45-0000</b>	<b><u>Farming, Fishing, and Forestry Occupations</u></b>	500	19.38	15.02	21.56	18.95
45-1011	First-Line Supervisors of Farming, Fishing, and Forestry Workers	30	31.98	24.47	35.73	29.85
45-2092	Farmworkers and Laborers, Crop, Nursery, and Greenhouse	130	15.54	13.59	16.51	14.26
45-2093	Farmworkers, Farm, Ranch, and Aquacultural Animals	70	18.08	14.82	19.71	17.69
<b>47-0000</b>	<b><u>Construction and Extraction Occupations</u></b>	3,930	26.94	18.20	31.31	24.30
47-1011	First-Line Supervisors of Construction Trades and Extraction Workers	600	37.56	26.94	42.86	37.41
47-2021	Brickmasons and Blockmasons	40	26.62	22.82	28.52	24.07
47-2031	Carpenters	370	27.75	21.25	31.00	24.29
47-2041	Carpet Installers	40	19.23	15.94	20.88	16.15
47-2044	Tile and Stone Setters	20	19.85	14.31	22.62	20.90
47-2051	Cement Masons and Concrete Finishers	150	24.84	19.76	27.38	23.79
47-2061	Construction Laborers	660	20.40	15.86	22.66	19.29
47-2071	Paving, Surfacing, and Tamping Equipment Operators	40	N/A	N/A	N/A	N/A
47-2072	Pile Driver Operators	10	N/A	N/A	N/A	N/A
47-2073	Operating Engineers and Other Construction Equipment Operators	330	26.79	20.15	30.11	24.24
47-2081	Drywall and Ceiling Tile Installers	40	24.43	21.12	26.09	23.75



SOC	OCCUPATIONAL TITLE	Empl	(\$) Mean	(\$) Entry	(\$) Exp	(\$) Median
47-2111	Electricians	440	29.84	21.01	34.25	29.05
47-2131	Insulation Workers, Floor, Ceiling, and Wall	160	25.23	19.25	28.22	25.07
47-2141	Painters, Construction and Maintenance	50	24.61	18.53	27.65	23.05
47-2152	Plumbers, Pipefitters, and Steamfitters	320	27.86	18.62	32.48	27.52
47-2211	Sheet Metal Workers	80	22.78	16.39	25.97	21.18
47-3011	Helpers--Brick-, Block-, Stonemasons, and Tile and Marble Setters	20	20.67	17.96	22.03	21.42
47-3012	Helpers--Carpenters	80	16.83	13.64	18.42	15.78
47-3015	Helpers--Pipelayers, Plumbers, Pipefitters, and Steamfitters	30	17.54	15.53	18.54	17.62
47-4011	Construction and Building Inspectors	90	29.74	23.03	33.09	27.83
47-4071	Septic Tank Servicers and Sewer Pipe Cleaners	40	20.78	17.56	22.39	20.60
47-4090	Miscellaneous Construction and Related Workers	90	21.30	18.03	22.94	19.05
47-5022	Excavating and Loading Machine and Dragline Operators, Surface Mining	40	24.93	21.73	26.52	24.34
<b>49-0000</b>	<b>Installation, Maintenance, and Repair Occupations</b>	3,930	27.52	18.66	31.94	25.00
49-1011	First-Line Supervisors of Mechanics, Installers, and Repairers	440	39.20	28.66	44.46	37.93
49-2011	Computer, Automated Teller, and Office Machine Repairers	10	17.85	13.38	20.08	16.83
49-2022	Telecommunications Equip. Installers and Repairers, Except Line Installers	80	29.11	21.08	33.13	29.41
49-2097	Audiovisual Equipment Installers and Repairers	NA	24.02	22.70	24.69	22.75
49-3011	Aircraft Mechanics and Service Technicians	20	37.82	26.52	43.47	39.69
49-3021	Automotive Body and Related Repairers	120	25.45	17.99	29.18	21.74
49-3023	Automotive Service Technicians and Mechanics	350	23.42	15.67	27.29	22.60
49-3031	Bus and Truck Mechanics and Diesel Engine Specialists	130	28.67	23.06	31.47	27.12
49-3041	Farm Equipment Mechanics and Service Technicians	70	28.09	21.09	31.59	29.80
49-3042	Mobile Heavy Equipment Mechanics, Except Engines	100	29.79	22.72	33.32	29.58
49-3051	Motorboat Mechanics and Service Technicians	80	25.18	17.94	28.79	24.18
49-3053	Outdoor Power Equipment and Other Small Engine Mechanics	30	23.13	20.26	24.57	21.78
49-9021	Heating, Air Conditioning, and Refrigeration Mechanics and Installers	520	27.74	20.44	31.39	26.48
49-9031	Home Appliance Repairers	30	24.26	21.38	25.70	25.00
49-9041	Industrial Machinery Mechanics	280	29.32	22.54	32.72	29.38
49-9044	Millwrights	60	29.05	19.54	33.80	23.74
49-9052	Telecommunications Line Installers and Repairers	50	32.06	20.22	37.98	28.80
49-9062	Medical Equipment Repairers	30	36.05	27.59	40.28	31.55

SOC	OCCUPATIONAL TITLE	Empl	(\$) Mean	(\$) Entry	(\$) Exp	(\$) Median
49-9071	Maintenance and Repair Workers, General	810	23.39	17.71	26.23	21.63
49-9091	Coin, Vending, and Amusement Machine Servicers and Repairers	20	25.22	21.62	27.02	24.92
49-9094	Locksmiths and Safe Repairers	40	24.72	17.00	28.58	22.65
49-9098	Helpers--Installation, Maintenance, and Repair Workers	150	18.30	15.12	19.89	16.96
49-9099	Installation, Maintenance, and Repair Workers, All Other	160	23.70	16.90	27.10	23.17
<b>51-0000</b>	<b><u>Production Occupations</u></b>	8,220	19.38	15.84	21.15	16.77
51-1011	First-Line Supervisors of Production and Operating Workers	500	35.34	27.22	39.40	31.58
51-2028	Electrical, Electronic, and Electromechanical Assemblers	60	18.11	14.53	19.91	16.61
51-2041	Structural Metal Fabricators and Fitters	100	20.63	16.00	22.94	19.80
51-2090	Miscellaneous Assemblers and Fabricators	110	19.01	15.85	20.59	18.53
51-3011	Bakers	40	18.28	14.94	19.95	17.96
51-3021	Butchers and Meat Cutters	40	21.29	17.46	23.20	22.61
51-3022	Meat, Poultry, and Fish Cutters and Trimmers	4,750	16.48	16.00	16.72	16.47
51-3023	Slaughterers and Meat Packers	130	14.97	14.00	15.46	14.02
51-3092	Food Batchmakers	120	16.93	14.30	18.25	15.59
51-3099	Food Processing Workers, All Other	310	18.67	18.02	18.99	18.55
51-4021	Extruding and Drawing Machine Operators, Metal and Plastic	50	21.01	16.58	23.23	20.25
51-4031	Cutting, Punching, and Press Machine Operators, Metal and Plastic	70	19.60	16.44	21.19	18.90
51-4041	Machinists	50	23.58	17.66	26.55	23.76
51-4072	Molding, Coremaking, and Casting Machine Operators, Metal and Plastic	60	20.27	17.26	21.77	21.92
51-4121	Welders, Cutters, Solderers, and Brazers	130	25.92	20.29	28.74	24.57
51-5112	Printing Press Operators	40	22.82	18.97	24.74	23.12
51-6011	Laundry and Dry-Cleaning Workers	120	15.77	13.71	16.80	15.51
51-6093	Upholsterers	10	22.67	20.76	23.63	21.02
51-7011	Cabinetmakers and Bench Carpenters	20	24.62	17.99	27.94	25.85
51-8031	Water and Wastewater Treatment Plant and System Operators	90	27.03	21.68	29.70	26.00
51-9011	Chemical Equipment Operators and Tenders	300	28.05	23.76	30.19	27.45
51-9012	Separating, Filtering, Clarifying, Precipitating, and Still Machine Operators	60	23.99	18.41	26.77	22.96
51-9023	Mixing and Blending Machine Setters, Operators, and Tenders	40	23.21	17.92	25.86	24.12
51-9061	Inspectors, Testers, Sorters, Samplers, and Weighers	310	24.40	18.25	27.48	19.39
51-9111	Packaging and Filling Machine Operators and Tenders	210	17.98	16.93	18.51	17.63

SOC	OCCUPATIONAL TITLE	Empl	(\$) Mean	(\$) Entry	(\$) Exp	(\$) Median
51-9124	Coating, Painting, and Spraying Machine Setters, Operators, and Tenders	30	22.20	15.16	25.72	20.88
51-9161	Computer Numerically Controlled Tool Operators	20	24.01	19.47	26.27	23.18
51-9193	Cooling and Freezing Equipment Operators and Tenders	10	17.12	16.01	17.67	17.66
51-9195	Molders, Shapers, and Casters, Except Metal and Plastic	40	21.35	18.90	22.58	20.65
51-9198	Helpers--Production Workers	40	18.44	15.60	19.85	18.00
<b>53-0000</b>	<b>Transportation and Material Moving Occupations</b>	6,720	20.79	15.43	23.47	18.59
53-1047	First-Line Supervisors of Transportation and Material-Moving Workers	420	31.09	22.95	35.15	29.65
53-3011	Ambulance Drivers and Attendants, Except Emergency Medical Technicians	50	16.86	15.14	17.71	17.76
53-3031	Driver/Sales Workers	NA	16.71	13.25	18.44	14.18
53-3032	Heavy and Tractor-Trailer Truck Drivers	1,080	26.39	20.69	29.24	26.35
53-3033	Light Truck Drivers	750	18.77	14.19	21.05	18.36
53-3051	Bus Drivers, School	390	21.61	18.10	23.36	21.24
53-3053	Shuttle Drivers and Chauffeurs	200	19.52	15.15	21.71	18.99
53-3099	Motor Vehicle Operators, All Other	70	18.82	16.23	20.12	19.34
53-5011	Sailors and Marine Oilers	30	24.52	19.68	26.94	24.21
53-5021	Captains, Mates, and Pilots of Water Vessels	20	40.88	24.23	49.20	30.37
53-6031	Automotive and Watercraft Service Attendants	30	15.85	14.69	16.43	16.27
53-6099	Transportation Workers, All Other	30	17.39	15.00	18.58	15.00
53-7021	Crane and Tower Operators	NA	28.17	22.63	30.93	26.04
53-7051	Industrial Truck and Tractor Operators	170	20.71	16.99	22.57	20.38
53-7061	Cleaners of Vehicles and Equipment	240	16.55	14.38	17.64	16.77
53-7062	Laborers and Freight, Stock, and Material Movers, Hand	1,110	18.36	15.18	19.94	17.61
53-7063	Machine Feeders and Offbearers	30	18.59	16.32	19.72	17.09
53-7064	Packers and Packagers, Hand	390	16.57	15.57	17.06	16.86
53-7065	Stockers and Order Fillers	1,450	18.20	15.03	19.79	18.56
53-7081	Refuse and Recyclable Material Collectors	110	22.50	17.00	25.26	21.45

## Delaware's 5 Lowest and 5 Highest Paying Occupations by Level of Education

Doctoral or Professional Degree	SOC Code	OCCUPATIONAL TITLE	EMPL	(\$) <b>Mean</b>
	23-1012	Judicial Law Clerks	100	\$62,816
	25-1124	Foreign Language and Literature Teachers, Postsecondary	100	\$65,707
	25-1123	English Language and Literature Teachers, Postsecondary	190	\$68,312
	25-1113	Social Work Teachers, Postsecondary	80	\$70,440
	25-1199	Postsecondary Teachers, All Other	130	\$70,519
	<b>ALL DOCTORAL OR PROFESSIONAL DEGREE MEAN</b>			<b>\$160,039</b>
	29-1021	Dentists, General	360	\$228,738
	29-1215	Family Medicine Physicians	640	\$238,202
	29-1223	Psychiatrists	80	\$238,659
	29-1218	Obstetricians and Gynecologists	180	\$319,488
	29-1213	Dermatologists	60	\$352,685

Master's Degree	SOC Code	OCCUPATIONAL TITLE	EMPL	(\$) <b>Mean</b>
	21-1015	Rehabilitation Counselors	470	\$46,134
	25-4011	Archivists	50	\$52,437
	21-1018	Substance Abuse, Behavioral, and Mental Health Counselors	1,240	\$56,118
	25-4012	Curators	70	\$58,822
	21-1023	Mental Health and Substance Abuse Social Workers	410	\$58,843
	<b>ALL MASTER'S DEGREE MEAN</b>			<b>\$88,816</b>
	11-9032	Education Administrators, Kindergarten through Secondary	1,080	\$127,119
	29-1171	Nurse Practitioners	1,210	\$130,187
	29-1071	Physician Assistants	690	\$140,442
	11-9033	Education Administrators, Postsecondary	330	\$158,309
	29-1151	Nurse Anesthetists	70	\$215,758

NOTE: The occupations being displayed in the above tables have a minimum employment of 50.

## Delaware's 5 Lowest and 5 Highest Paying Occupations by Level of Education

Bachelor's Degree	SOC Code	OCCUPATIONAL TITLE	EMPL	(\$) <b>Mean</b>
	25-4013	Museum Technicians and Conservators	50	\$46,030
	29-1125	Recreational Therapists	70	\$50,939
	21-1021	Child, Family, and School Social Workers	810	\$52,354
	27-3091	Interpreters and Translators	90	\$52,998
	25-9099	Educational Instruction and Library Workers, All Other	70	\$53,456
	<b>ALL BACHELOR'S DEGREE MEAN</b>			<b>\$106,655</b>
	11-9199	Managers, All Other	1,170	\$177,008
	11-3021	Computer and Information Systems Managers	1,610	\$194,126
	11-3031	Financial Managers	2,800	\$196,997
	11-2022	Sales Managers	1,070	\$199,555
	11-1011	Chief Executives	440	\$233,688

Associate's Degree	SOC Code	OCCUPATIONAL TITLE	EMPL	(\$) <b>Mean</b>
	25-2011	Preschool Teachers, Except Special Education	2,090	\$33,592
	29-2051	Dietetic Technicians	120	\$42,515
	19-4042	Environmental Science and Protection Technicians, Inc. Health	140	\$43,867
	29-2056	Veterinary Technologists and Technicians	580	\$46,488
	43-4161	Human Resources Assistants, Except Payroll and Timekeeping	290	\$51,938
	<b>ALL ASSOCIATE'S DEGREE MEAN</b>			<b>\$63,402</b>
	29-2032	Diagnostic Medical Sonographers	210	\$93,350
	29-2033	Nuclear Medicine Technologists	90	\$98,010
	29-2035	Magnetic Resonance Imaging Technologists	180	\$100,443
	29-1292	Dental Hygienists	590	\$102,544
	29-1124	Radiation Therapists	60	\$120,994

NOTE: The occupations being displayed in the above tables have a minimum employment of 50.

## Delaware's 5 Lowest and 5 Highest Paying Occupations by Level of Education

Postsecondary Vocational Training	SOC Code	OCCUPATIONAL TITLE	EMPL	(\$)Mean
	39-5092	Manicurists and Pedicurists	660	\$30,326
	31-1131	Nursing Assistants	5,660	\$40,123
	29-2053	Psychiatric Technicians	210	\$42,078
	31-9094	Medical Transcriptionists	60	\$42,307
	31-9092	Medical Assistants	2,980	\$42,494
	<b>ALL POSTSECONDARY VOCATIONAL TRAINING MEAN</b>			<b>\$51,957</b>
	29-2043	Paramedics	320	\$69,742
	49-2094	Electrical and Electronics Repairers, Commercial and Industrial Equip.	110	\$81,661
	53-5021	Captains, Mates, and Pilots of Water Vessels	50	\$86,258
	49-3011	Aircraft Mechanics and Service Technicians	280	\$87,214
	53-2012	Commercial Pilots	100	\$164,410

High School Diploma	SOC Code	OCCUPATIONAL TITLE	EMPL	(\$)Mean
	39-9011	Childcare Workers	1,270	\$31,595
	31-2022	Physical Therapist Aides	250	\$32,261
	39-2021	Animal Caretakers	1,140	\$33,426
	31-1120	Home Health and Personal Care Aides	9,750	\$33,488
	39-9032	Recreation Workers	1,120	\$33,842
	<b>ALL HIGH SCHOOL DIPLOMA MEAN</b>			<b>\$53,809</b>
	49-9051	Electrical Power-Line Installers and Repairers	190	\$89,565
	41-1012	First-Line Supervisors of Non-Retail Sales Workers	900	\$103,334
	51-8013	Power Plant Operators	70	\$104,458
	33-1012	First-Line Supervisors of Police and Detectives	400	\$122,554
	11-3071	Transportation, Storage, and Distribution Managers	310	\$150,509

NOTE: The occupations being displayed in the above tables have a minimum employment of 50.



## Delaware's 5 Lowest and 5 Highest Paying Occupations by Level of Education

No Formal Education	SOC Code	OCCUPATIONAL TITLE	EMPL	(\$) <b>Mean</b>
	39-5093	Shampooers	170	\$27,914
	35-9031	Hosts and Hostesses, Restaurant, Lounge, and Coffee Shop	1,720	\$29,994
	35-2011	Cooks, Fast Food	790	\$30,243
	39-3091	Amusement and Recreation Attendants	1,710	\$30,514
	33-9092	Lifeguards, Ski Patrol, and Other Recreational Service Workers	290	\$30,805
	<b>ALL NO FORMAL EDUCATION MEAN</b>			<b>\$37,875</b>
	47-2051	Cement Masons and Concrete Finishers	470	\$55,182
	53-7051	Industrial Truck and Tractor Operators	6,980	\$56,285
	43-5053	Postal Service Mail Sorters, Processors, and Processing Operators	450	\$59,072
	43-5052	Postal Service Mail Carriers	1,140	\$60,195
	43-5051	Postal Service Clerks	240	\$61,880

NOTE: The occupations being displayed in the above table have a minimum employment of 50.





BOARD OF GOVERNORS OF THE FEDERAL RESERVE SYSTEM  
WASHINGTON, D.C. 20551

JEROME H. POWELL  
CHAIRMAN

February 13, 2018

Dear Fellow American:

At the Federal Reserve, one of our main roles is to promote maximum employment, stable prices, and moderate long-term interest rates. This task requires accurate and timely information about the U.S. economy. Much of the vital economic information we use at the Federal Reserve comes from the U.S. Bureau of Labor Statistics. I am grateful for the people and businesses that participate in the Bureau of Labor Statistics surveys.

As a Bureau of Labor Statistics survey participant, you help enhance our understanding of the increasingly complex U.S. economy. The more we understand, the better we are able to fulfill our mission and promote the prosperity of American workers, consumers, and businesses.

The Federal Reserve uses the following information from the Bureau of Labor Statistics every day:

- Price statistics help us monitor inflation in the prices that consumers pay and producers receive for goods and services.
- Employment and unemployment statistics help us examine trends in job growth for the nation and for different geographic areas, industries, and occupations.
- Pay and benefit statistics provide us with insights about the well-being of American workers and their families.
- Productivity statistics help us understand trends in the efficiency of workers, which ultimately affect the nation's standard of living.

When you agree to participate in a Bureau of Labor Statistics survey, you help provide the vital statistics we use to analyze our economy and keep it strong. For that, I thank you.

Sincerely,

The Centers for Medicare & Medicaid Services is asking health care providers to participate in surveys that are conducted by the Bureau of Labor Statistics. Providers are asked only to participate when contacted by the U.S. Bureau of Labor Statistics, which conducts numerous surveys of hospitals and health care providers so that the government can make economic decisions that affect the entire health care system. Participation in the surveys helps ensure the data are as accurate as possible, CMS advises. Read the full article here:

<https://adanews.ada.org/ada-news/2021/february/participation-in-bureau-of-labor-statistics-surveys-important/>

# Endorsements

**WorldatWork**

14040 N. Northsight Blvd.  
Scottsdale, AZ 85260

May 7, 2019

Dear Member,

I am writing to let you know that the U.S. Bureau of Labor Statistics (BLS) is currently collecting data for the National Compensation Survey (NCS), Occupational Employment Survey (OES), and Occupational Requirements Survey (ORS) and I would like to encourage you to participate in these surveys.

The NCS program provides much needed information that is used to study the impact of total rewards available to employees today. The OES collects ranges of wage data and has the largest collection of occupations and wages within BLS. The ORS is a relatively new program which gets to the core of actual job duties and responsibilities for 92% of all occupations within the US Economy.

As you probably know, the research conducted by WorldatWork is used extensively by national and local policymakers, human resources consulting firms, plan sponsors, and both national and local media. The BLS survey data is no different.

The importance of both our data and the BLS surveys data to a wide variety of users makes these surveys worth your effort. Bureau of Labor Statistics practices provide for absolute confidentiality of the survey information provided by employers, and they also make every effort to assist your staff in completing the survey as efficiently as possible.

Your organization's cooperation and assistance are greatly appreciated. I thank you in advance for supporting this important endeavor.

Sincerely,

Scott Cawood, Ed.D., CCP, GRP  
President & CEO



worldatwork.org

# ACKNOWLEDGMENTS

---

This report uses the data derived from the Occupational Employment & Wage Statistics (OEWS) program. The data were gathered and analyzed by our OEWS team:

Mark Wallner, *Labor Market Information Supervisor*  
Gregory Pickett, *Labor Market Analyst*

Kristie Manley, *Editor & Production Coordinator*, created the layout of the publication.

We would like to express our appreciation to all of the employers who participated in the survey; without their support, this publication would not be possible. If you need additional information about this or other publications, please contact our office at:

Delaware Department of Labor  
*Office of Occupational & Labor Market Information*  
19 West Lea Blvd.  
Wilmington, DE 19802  
(302) 761-8062

All publications are available online at <https://lmi.delaware.gov/publications>



*“Data will talk to you if you are willing to listen to it.”*

~ JIM BERGESON



**DELAWARE DEPARTMENT OF LABOR**

*Office of Occupational & Labor Market Information*

19 West Lea Boulevard - Wilmington, Delaware 19802

<https://lmi.delaware.gov/>