



Karryl Hubbard, *Secretary*

2023 Edition Published June 2024



DELAWARE WAGES

Occupational Employment & Wage Statistics



DELAWARE DEPARTMENT OF LABOR
Office of Occupational & Labor Market Information

Table of Contents

Introduction page 1

STATEWIDE WAGE DATA

Annual Mean Wages and Employment for the Highest and Lowest Paying
Major Occupational Groups **page 3**



NEW CASTLE COUNTY WAGE DATA

Annual Mean Wages and Employment for the Highest and Lowest Paying
Major Occupational Groups **page 24**



KENT COUNTY WAGE DATA

Annual Mean Wages and Employment for the Highest and Lowest Paying
Major Occupational Groups **page 42**



SUSSEX COUNTY WAGE DATA

Annual Mean Wages and Employment for the Highest and Lowest Paying
Major Occupational Groups **page 55**



Delaware's 5 Lowest and 5 Highest Paying Occupations by Level of Education . . . page 70

Endorsements page 74

Acknowledgments page 75

INTRODUCTION

The Occupational Employment & Wage Statistics (OEWS) program is a cooperative effort of the U.S. Bureau of Labor Statistics (BLS) and the Office of Occupational and Labor Market Information (OOLMI) in the Delaware Department of Labor. As outlined in more detail below, BLS developed the procedures and methodology, while OOLMI conducts the survey and tabulates the responses. A software program developed by the North Carolina Department of Commerce is used to produce the wage and employment estimates. This means that these estimates are not official BLS estimates, but in most cases, they are identical to the official BLS estimates. When they differ, it is by minuscule amounts. We do not use the official BLS estimates because they are not provided for Sussex or New Castle Counties, only Kent County (because it is a single-county metropolitan statistical area).

The OEWS program has ordinarily used three years of survey data, in order to increase reliability. Beginning in 2003, data collection was done twice per year, with half the sample surveyed in the spring and half in the fall. Wage estimates are now updated once per year, after

the results from the spring survey are available. The estimates in this publication were derived from surveys conducted from the fall of 2020 through the spring of 2023.

The survey universe is all employers covered by the state Unemployment Insurance program, both private and public. This covers about 92 percent of the state's workers. Self-employed, some non-profit organizations, and most agricultural employees are excluded. All establishments (units) with 250 or more employees are automatically included in the survey, while those with fewer employees are randomly sampled for inclusion in the survey. The smallest units have the lowest probability of selection. Details are provided in the table below.

Response rates averaged 75 percent over the four years of the survey. Non-responding units have data imputed to them by means of a hot-deck "nearest neighbor" technique. This method finds the responding establishment (donor) which most closely

resembles the non-responding establishment, based on industry, size class, and area. A pool of 10 nearest neighbor responding units is typically used to predict each non-response unit. The donor's data are then imputed to the non-responding unit.

Occupations are classified using the Standard Occupational Classification (SOC) system, which consists of 23 major groups, 98 minor groups, 459 broad occupations, and 867 detailed occupations. This publication does not provide data on all the detailed occupations, as some are not employed in the state, and others were reported by too few employers to pass confidentiality restrictions. More information regarding the SOC system and occupational definitions can be found on the BLS website, <https://www.bls.gov/soc>.

Year	Survey Universe		Survey Sample		Usable Response	
	Units	Employment	Units	Employment	Units	Employment
2020	35,071	395,110	715	51,496	541	44,585
2021	36,761	439,478	1,494	92,582	1,134	74,585
2022	40,985	458,017	1,547	106,299	1,160	85,297
2023	42,503	472,751	764	47,262	591	32,615

Employers are asked to supply exact wage rates for their employees; however, it is not required. Conversion between hourly and annual wages is based on a 40-hour week, 52-week year (2,080 hours per year). Some occupations, for instance teachers, typically work a different schedule. Only annual wages are reported for these occupations. In the wage tables, these are printed in **bold** type. The table below shows the wage ranges used in the 2023 survey.

Range	Hourly Wage	Annual Wage
A	Under \$9.25	Under \$19,240
B	\$9.25 to \$11.99	\$19,240 to \$24,959
C	\$12.00 to \$15.49	\$24,960 to \$32,239
D	\$15.50 to \$19.74	\$32,240 to \$41,079
E	\$19.75 to \$25.49	\$41,080 to \$53,039
F	\$25.50 to \$32.74	\$53,040 to \$68,119
G	\$32.75 to \$41.99	\$68,120 to \$87,359
H	\$42.00 to \$53.99	\$87,360 to \$112,319
I	\$54.00 to \$69.49	\$112,320 to \$144,559
J	\$69.50 to \$89.49	\$144,560 to \$186,159
K	\$89.50 to \$114.99	\$186,160 to \$239,199
L	\$115.00 and over	\$239,200 and over

Wages include base rate, cost-of-living allowances, hazardous duty pay, incentive pay (including commissions, piece rates, and production bonuses), tips, longevity

pay, on-call pay, and portal-to-portal pay. Not included are back pay, overtime pay, severance pay, shift differentials, premium pay for holidays or weekends, meal and lodging allowances, uniform allowances, non-production bonuses, profit sharing distributions, or stock bonuses.

Although a wide variety of statistics are estimated from the raw data, we publish only five: the employment level [**Empl**] for all employers in the area (state or county);

the mean (average) wage [**((\$))Mean**]; the median wage [**((\$))Median**], where half the workers in an occupation make less than, and the other half more than; and entry-level [**((\$))Entry**] and experienced [**((\$))Exp**] wage rates. **NA** in the employment field means that the employment estimate does not meet publishability standards. **N/A** in one of

the wage fields signifies that a large portion of the responses are in the highest, unbounded wage category and a valid wage estimate is not possible. Or it means that it does not meet

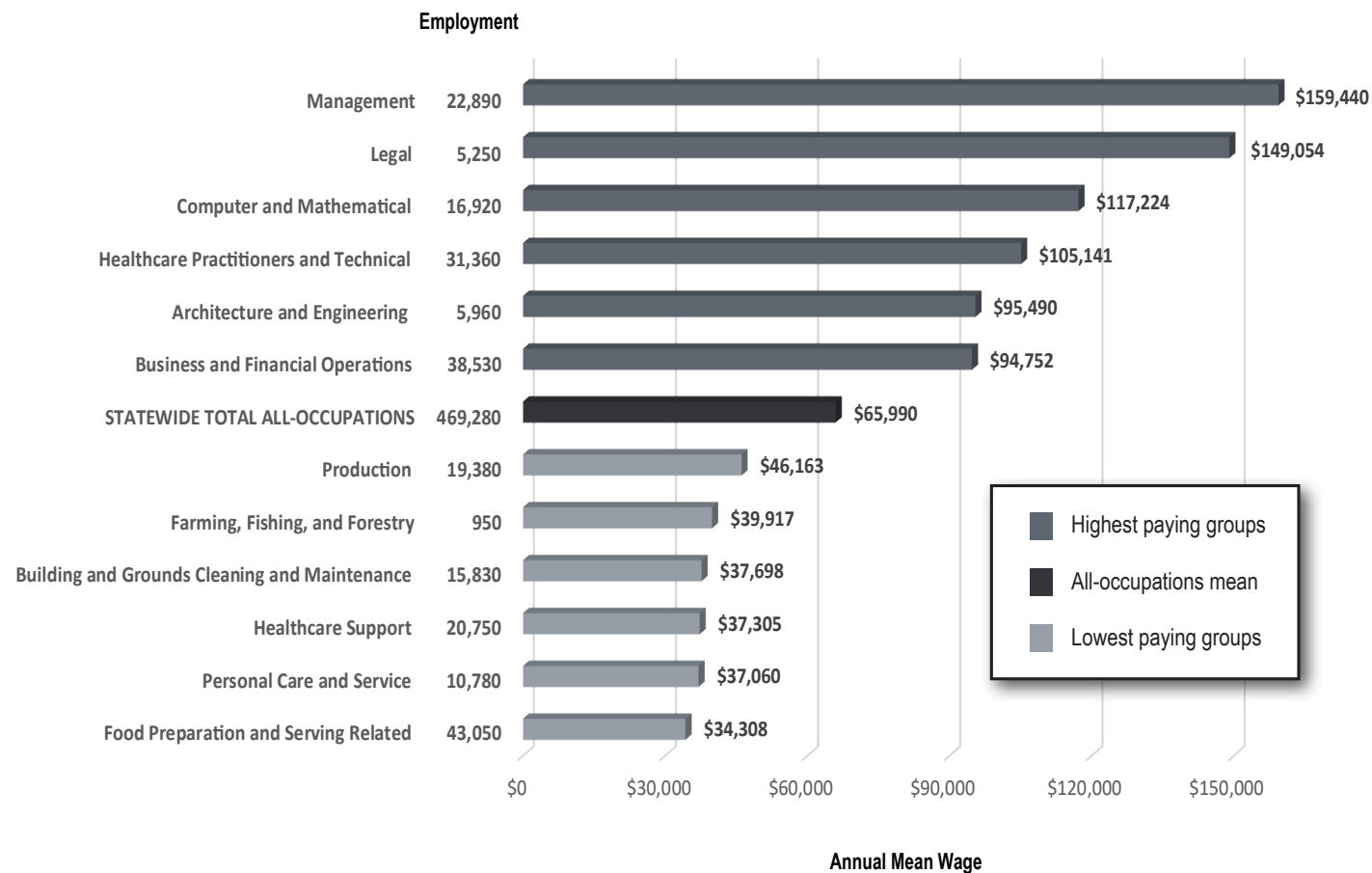

publishability standards and screenings. When both the wage and employment estimates for an occupation do not meet standards, no estimates for the occupation are published.

To determine entry and experienced wage rates, an occupation's wage distribution is divided into thirds. The mean of the lowest third is the entry-level wage rate. The mean of the highest two-thirds is the experienced wage rate. It is important to note that employers are not requested to supply information on their workers' amount of experience.



STATEWIDE DATA

Annual Mean Wages and Employment for the Highest and Lowest Paying Major Occupational Groups



SOC	OCCUPATIONAL TITLE	Empl	(\$) Mean	(\$) Entry	(\$) Exp	(\$) Median
00-0000	<i>Total all occupations</i>	469,280	31.73	15.02	40.08	23.69
11-0000	<u>Management Occupations</u>	22,890	76.65	39.69	95.13	67.33
11-1011	Chief Executives	350	123.19	44.19	162.69	80.91
11-1021	General and Operations Managers	4,750	81.26	38.20	102.78	65.59
11-1031	Legislators	80	67,073	44,086	78,566	56,674
11-2021	Marketing Managers	1,090	88.60	61.30	102.24	83.23
11-2022	Sales Managers	900	94.19	55.95	113.31	89.48
11-2032	Public Relations Managers	190	74.74	49.68	87.27	70.84
11-2033	Fundraising Managers	100	65.46	47.44	74.47	64.34
11-3012	Administrative Services Managers	730	71.70	49.63	82.72	64.79
11-3013	Facilities Managers	270	64.12	41.01	75.68	61.57
11-3021	Computer and Information Systems Managers	1,670	94.53	65.04	109.28	88.55
11-3031	Financial Managers	2,670	94.17	61.36	110.58	84.08
11-3051	Industrial Production Managers	390	74.48	53.02	85.21	72.41
11-3061	Purchasing Managers	150	N/A	N/A	N/A	N/A
11-3071	Transportation, Storage, and Distribution Managers	320	71.37	39.96	87.07	69.57
11-3111	Compensation and Benefits Managers	30	86.97	57.94	101.48	77.16
11-3121	Human Resources Managers	630	76.36	42.35	93.36	71.02
11-3131	Training and Development Managers	60	72.61	47.30	85.26	69.74
11-9021	Construction Managers	700	63.86	47.68	71.95	63.34
11-9031	Education and Childcare Administrators, Preschool and Daycare	360	29.93	17.96	35.92	26.92
11-9032	Education Administrators, Kindergarten through Secondary	900	125,852	107,476	135,041	128,012
11-9033	Education Administrators, Postsecondary	390	75.52	41.53	92.52	63.06
11-9039	Education Administrators, All Other	80	49.47	30.57	58.93	46.30
11-9041	Architectural and Engineering Managers	600	84.63	68.07	92.91	84.54
11-9051	Food Service Managers	740	39.17	29.64	43.93	37.20
11-9071	Gambling Managers	10	61.40	40.31	71.95	66.48
11-9072	Entertainment and Recreation Managers, Except Gambling	20	48.80	31.75	57.33	41.89
11-9081	Lodging Managers	120	38.16	26.86	43.80	37.35
11-9111	Medical and Health Services Managers	1,420	78.94	46.05	95.38	64.60
11-9121	Natural Sciences Managers	390	N/A	N/A	N/A	N/A
11-9131	Postmasters and Mail Superintendents	40	44.67	40.41	46.81	43.31

SOC	OCCUPATIONAL TITLE	Empl	(\$) Mean	(\$) Entry	(\$) Exp	(\$) Median
11-9141	Property, Real Estate, and Community Association Managers	750	33.84	21.20	40.16	29.50
11-9151	Social and Community Service Managers	930	37.15	26.95	42.25	34.05
11-9161	Emergency Management Directors	20	49.89	42.65	53.51	47.36
11-9171	Funeral Home Managers	50	50.64	42.93	54.49	49.10
11-9199	Managers, All Other	970	79.45	48.61	94.87	81.00
13-0000	<u>Business and Financial Operations Occupations</u>	38,530	45.55	27.23	54.72	39.87
13-1020	Buyers and Purchasing Agents	1,310	40.89	26.03	48.33	38.34
13-1031	Claims Adjusters, Examiners, and Investigators	670	37.10	23.92	43.70	35.39
13-1041	Compliance Officers	2,330	42.23	27.82	49.43	41.55
13-1051	Cost Estimators	1,170	35.40	24.70	40.76	32.66
13-1071	Human Resources Specialists	3,410	38.72	24.32	45.92	34.13
13-1075	Labor Relations Specialists	280	43.88	25.49	53.07	41.47
13-1081	Logisticians	660	48.69	33.35	56.35	47.18
13-1082	Project Management Specialists	2,240	55.04	36.97	64.08	49.61
13-1111	Management Analysts	4,440	48.80	27.80	59.30	41.61
13-1121	Meeting, Convention, and Event Planners	330	27.80	18.22	32.59	27.74
13-1131	Fundraisers	310	34.06	24.39	38.90	32.83
13-1141	Compensation, Benefits, and Job Analysis Specialists	320	45.75	28.45	54.40	41.10
13-1151	Training and Development Specialists	1,140	36.76	24.09	43.10	34.71
13-1161	Market Research Analysts and Marketing Specialists	2,610	45.57	27.52	54.60	40.73
13-1199	Business Operations Specialists, All Other	1,260	42.28	26.74	50.05	37.69
13-2011	Accountants and Auditors	5,840	44.80	27.98	53.21	39.45
13-2020	Property Appraisers and Assessors	100	29.74	22.93	33.14	28.75
13-2031	Budget Analysts	150	41.05	29.70	46.72	38.46
13-2051	Financial and Investment Analysts	2,920	52.46	33.36	62.01	46.51
13-2052	Personal Financial Advisors	780	60.80	29.62	76.39	51.52
13-2053	Insurance Underwriters	70	43.84	28.59	51.46	41.34
13-2054	Financial Risk Specialists	1,610	60.00	42.03	68.98	64.08
13-2061	Financial Examiners	640	41.84	27.75	48.88	38.17
13-2071	Credit Counselors	70	27.95	21.34	31.25	26.07
13-2072	Loan Officers	1,680	41.49	24.23	50.12	38.24

SOC	OCCUPATIONAL TITLE	Empl	(\$) Mean	(\$) Entry	(\$) Exp	(\$) Median
13-2081	Tax Examiners and Collectors, and Revenue Agents	100	32.51	21.94	37.80	29.87
13-2082	Tax Preparers	180	24.14	14.23	29.10	22.66
13-2099	Financial Specialists, All Other	1,280	47.04	26.98	57.07	37.06
15-0000	Computer and Mathematical Occupations	16,920	56.36	32.97	68.05	53.88
15-1211	Computer Systems Analysts	2,660	63.28	37.83	76.00	54.36
15-1212	Information Security Analysts	830	64.00	46.88	72.56	64.69
15-1221	Computer and Information Research Scientists	NA	53.23	38.83	60.42	52.05
15-1231	Computer Network Support Specialists	230	31.36	23.05	35.51	30.40
15-1232	Computer User Support Specialists	1,940	31.51	20.10	37.21	30.53
15-1241	Computer Network Architects	850	64.30	46.25	73.33	61.63
15-1242	Database Administrators	740	50.65	33.11	59.41	49.64
15-1243	Database Architects	70	73.83	60.42	80.54	71.31
15-1244	Network and Computer Systems Administrators	940	44.09	29.13	51.57	42.44
15-1251	Computer Programmers	440	49.37	33.30	57.41	46.26
15-1252	Software Developers	4,850	63.29	45.44	72.22	63.31
15-1253	Software Quality Assurance Analysts and Testers	590	54.43	34.72	64.28	52.71
15-1254	Web Developers	130	51.54	37.68	58.46	49.25
15-1255	Web and Digital Interface Designers	NA	32.12	20.60	37.89	30.39
15-1299	Computer Occupations, All Other	1,070	68.71	40.72	82.70	62.36
15-2031	Operations Research Analysts	670	51.81	33.47	60.98	50.10
15-2041	Statisticians	120	58.44	39.90	67.71	50.96
15-2051	Data Scientists	530	62.75	37.77	75.24	66.72
17-0000	Architecture and Engineering Occupations	5,960	45.91	26.99	55.37	43.32
17-1011	Architects, Except Landscape and Naval	90	47.76	37.13	53.07	50.61
17-1012	Landscape Architects	30	33.48	20.00	40.23	30.53
17-1022	Surveyors	130	42.23	33.22	46.73	40.03
17-2011	Aerospace Engineers	40	60.27	45.27	67.76	60.59
17-2031	Bioengineers and Biomedical Engineers	NA	48.18	36.51	54.01	51.40
17-2041	Chemical Engineers	410	61.36	40.60	71.75	62.64
17-2051	Civil Engineers	900	49.99	35.27	57.34	47.50

SOC	OCCUPATIONAL TITLE	Empl	(\$) Mean	(\$) Entry	(\$) Exp	(\$) Median
17-2061	Computer Hardware Engineers	50	50.45	31.50	59.93	53.01
17-2071	Electrical Engineers	570	54.73	38.12	63.03	50.87
17-2072	Electronics Engineers, Except Computer	30	56.78	42.15	64.09	57.33
17-2081	Environmental Engineers	140	52.71	33.66	62.23	43.31
17-2111	Health and Safety Engineers	70	51.29	33.60	60.13	50.46
17-2112	Industrial Engineers	800	52.30	39.35	58.77	54.93
17-2131	Materials Engineers	60	57.07	39.16	66.03	50.30
17-2141	Mechanical Engineers	580	53.72	37.71	61.73	49.07
17-2199	Engineers, All Other	210	62.72	38.18	74.99	63.45
17-3011	Architectural and Civil Drafters	370	28.17	20.65	31.94	26.77
17-3012	Electrical and Electronics Drafters	50	34.65	23.06	40.45	31.00
17-3013	Mechanical Drafters	190	29.05	20.14	33.51	28.27
17-3019	Drafters, All Other	30	33.20	16.05	41.77	31.34
17-3022	Civil Engineering Technologists and Technicians	400	25.51	18.66	28.93	23.16
17-3023	Electrical and Electronic Engineering Technologists and Technicians	190	29.28	20.53	33.65	27.29
17-3025	Environmental Engineering Technologists and Technicians	50	34.91	24.00	40.36	36.61
17-3026	Industrial Engineering Technologists and Technicians	40	31.94	25.18	35.32	30.54
17-3027	Mechanical Engineering Technologists and Technicians	130	32.28	26.32	35.26	33.62
17-3029	Engineering Technologists and Technicians, Except Drafters, All Other	60	30.75	19.92	36.16	30.74
17-3031	Surveying and Mapping Technicians	250	24.67	20.48	26.76	23.52
19-0000	<u>Life, Physical, and Social Science Occupations</u>	6,650	43.33	25.10	52.44	38.09
19-1011	Animal Scientists	40	34.96	26.39	39.24	30.16
19-1013	Soil and Plant Scientists	90	34.55	29.23	37.21	30.24
19-1021	Biochemists and Biophysicists	730	46.16	26.48	56.01	47.38
19-1022	Microbiologists	150	38.15	27.72	43.36	32.04
19-1029	Biological Scientists, All Other	NA	43.51	29.74	50.40	46.61
19-1031	Conservation Scientists	60	28.61	20.68	32.58	24.78
19-1032	Foresters	10	31.41	24.23	35.01	27.87
19-1041	Epidemiologists	NA	44.23	33.00	49.85	36.26
19-1042	Medical Scientists, Except Epidemiologists	420	51.20	29.87	61.87	48.48
19-2021	Atmospheric and Space Scientists	60	N/A	N/A	N/A	N/A

SOC	OCCUPATIONAL TITLE	Empl	(\$) Mean	(\$) Entry	(\$) Exp	(\$) Median
19-2031	Chemists	1,330	56.79	39.81	65.29	52.83
19-2032	Materials Scientists	120	56.76	31.23	69.53	53.13
19-2041	Environmental Scientists and Specialists, Including Health	300	29.99	22.07	33.96	29.20
19-2042	Geoscientists, Except Hydrologists and Geographers	90	38.84	27.16	44.68	30.12
19-2099	Physical Scientists, All Other	10	47.04	27.54	56.79	48.06
19-3022	Survey Researchers	NA	31.92	26.17	34.79	30.68
19-3033	Clinical and Counseling Psychologists	190	N/A	N/A	N/A	N/A
19-3034	School Psychologists	360	39.55	28.54	45.05	39.77
19-3039	Psychologists, All Other	20	48.46	19.35	63.02	60.58
19-3041	Sociologists	20	66.11	47.81	75.26	75.58
19-3051	Urban and Regional Planners	290	32.66	22.96	37.51	30.93
19-4021	Biological Technicians	210	26.66	21.12	29.44	25.50
19-4031	Chemical Technicians	600	32.10	22.64	36.83	32.48
19-4042	Environmental Science and Protection Technicians, Including Health	120	21.92	16.70	24.53	20.70
19-4043	Geological Technicians, Except Hydrologic Technicians	30	23.77	18.58	26.37	20.94
19-4061	Social Science Research Assistants	80	31.37	26.64	33.74	30.63
19-4071	Forest and Conservation Technicians	30	17.76	13.40	19.95	16.66
19-4099	Life, Physical, and Social Science Technicians, All Other	70	27.97	22.50	30.70	29.19
19-5011	Occupational Health and Safety Specialists	450	43.52	26.56	52.01	42.57
19-5012	Occupational Health and Safety Technicians	210	27.98	22.08	30.93	27.89
21-0000	<u>Community and Social Service Occupations</u>	8,240	26.51	17.86	30.84	23.85
21-1012	Educational, Guidance, and Career Counselors and Advisors	1,480	33.02	21.82	38.62	34.73
21-1013	Marriage and Family Therapists	410	29.00	23.69	31.66	28.91
21-1015	Rehabilitation Counselors	510	20.44	16.68	22.32	17.81
21-1018	Substance Abuse, Behavioral Disorder, and Mental Health Counselors	1,500	24.63	16.95	28.46	22.03
21-1019	Counselors, All Other	70	32.33	20.98	38.01	31.47
21-1021	Child, Family, and School Social Workers	880	23.18	18.55	25.49	21.55
21-1022	Healthcare Social Workers	610	30.73	21.30	35.44	30.51
21-1023	Mental Health and Substance Abuse Social Workers	350	27.35	21.00	30.52	26.23
21-1029	Social Workers, All Other	160	38.43	25.34	44.98	38.28
21-1091	Health Education Specialists	270	32.85	20.64	38.96	31.10

SOC	OCCUPATIONAL TITLE	Empl	(\$) Mean	(\$) Entry	(\$) Exp	(\$) Median
21-1092	Probation Officers and Correctional Treatment Specialists	370	27.60	22.57	30.11	26.80
21-1093	Social and Human Service Assistants	1,040	18.86	15.75	20.41	17.94
21-1094	Community Health Workers	190	24.66	17.39	28.29	24.58
21-1099	Community and Social Service Specialists, All Other	340	23.18	17.43	26.05	22.38
21-2011	Clergy	50	32.60	24.47	36.66	29.69
23-0000	<u>Legal Occupations</u>	5,240	71.66	27.91	93.54	52.25
23-1011	Lawyers	2,830	102.09	51.09	127.59	88.17
23-1012	Judicial Law Clerks	100	28.04	25.32	29.39	28.62
23-1021	Administrative Law Judges, Adjudicators, and Hearing Officers	60	34.45	20.38	41.48	26.38
23-1022	Arbitrators, Mediators, and Conciliators	40	30.19	19.51	35.53	22.11
23-1023	Judges, Magistrate Judges, and Magistrates	120	72.48	42.17	87.64	58.55
23-2011	Paralegals and Legal Assistants	1,590	34.31	23.57	39.68	30.74
23-2093	Title Examiners, Abstractors, and Searchers	90	26.99	18.88	31.05	26.72
23-2099	Legal Support Workers, All Other	420	35.94	24.88	41.46	34.41
25-0000	<u>Educational Instruction and Library Occupations</u>	29,180	29.86	16.84	36.37	29.17
25-1011	Business Teachers, Postsecondary	380	103,082	54,322	127,462	82,670
25-1021	Computer Science Teachers, Postsecondary	170	87,129	49,373	106,007	82,091
25-1022	Mathematical Science Teachers, Postsecondary	160	74,929	45,675	89,555	65,754
25-1032	Engineering Teachers, Postsecondary	290	104,494	63,773	124,854	106,912
25-1041	Agricultural Sciences Teachers, Postsecondary	100	90,822	57,228	107,619	81,548
25-1042	Biological Science Teachers, Postsecondary	150	94,105	57,101	112,607	81,557
25-1052	Chemistry Teachers, Postsecondary	100	92,570	53,921	111,895	82,638
25-1054	Physics Teachers, Postsecondary	90	92,465	57,942	109,727	82,240
25-1063	Economics Teachers, Postsecondary	80	114,559	67,822	137,928	102,627
25-1066	Psychology Teachers, Postsecondary	NA	83,877	53,714	98,959	81,662
25-1067	Sociology Teachers, Postsecondary	70	77,977	55,824	89,053	83,361
25-1071	Health Specialties Teachers, Postsecondary	250	113,477	52,936	143,747	86,965
25-1072	Nursing Instructors and Teachers, Postsecondary	260	97,054	58,772	116,195	86,019
25-1111	Criminal Justice and Law Enforcement Teachers, Postsecondary	20	N/A	N/A	N/A	N/A
25-1112	Law Teachers, Postsecondary	20	152,158	112,899	171,787	128,537

SOC	OCCUPATIONAL TITLE	Empl	(\$) Mean	(\$) Entry	(\$) Exp	(\$) Median
25-1122	Communications Teachers, Postsecondary	70	71,059	48,283	82,447	61,296
25-1124	Foreign Language and Literature Teachers, Postsecondary	120	65,079	43,164	76,036	61,067
25-1194	Career/Technical Education Teachers, Postsecondary	260	26.74	21.94	29.14	25.59
25-1199	Postsecondary Teachers, All Other	120	72,823	40,620	88,925	65,936
25-2011	Preschool Teachers, Except Special Education	2,000	32,126	27,484	34,447	30,655
25-2012	Kindergarten Teachers, Except Special Education	220	61,308	44,981	69,472	60,629
25-2021	Elementary School Teachers, Except Special Education	3,650	68,718	51,601	77,276	64,805
25-2022	Middle School Teachers, Except Special and Career/Technical Education	2,270	74,629	55,450	84,218	78,399
25-2031	Secondary School Teachers, Except Special and Career/Technical Education	4,430	72,960	55,289	81,795	77,810
25-2032	Career/Technical Education Teachers, Secondary School	430	80,969	67,887	87,510	81,223
25-2052	Special Education Teachers, Kindergarten and Elementary School	1,100	66,180	52,202	73,169	62,558
25-2057	Special Education Teachers, Middle School	NA	76,035	57,900	85,102	82,066
25-2058	Special Education Teachers, Secondary School	1,180	76,214	57,819	85,412	79,582
25-2059	Special Education Teachers, All Other	40	75,208	61,013	82,306	74,622
25-3011	Adult Basic and Secondary Education, and Second Language Instructors	190	30.64	22.74	34.58	32.17
25-3021	Self-Enrichment Teachers	360	23.09	12.77	28.25	17.71
25-3031	Substitute Teachers, Short-Term	NA	17.61	13.36	19.73	16.97
25-3041	Tutors	500	16.83	12.97	18.76	16.64
25-3099	Teachers and Instructors, All Other	140	51,568	28,692	63,006	49,313
25-4011	Archivists	40	26.13	19.59	29.39	24.90
25-4012	Curators	80	30.51	21.51	35.01	29.51
25-4013	Museum Technicians and Conservators	70	21.76	15.63	24.82	17.35
25-4022	Librarians and Media Collections Specialists	380	37.44	25.76	43.28	38.51
25-4031	Library Technicians	180	22.46	16.68	25.35	22.54
25-9021	Farm and Home Management Educators	70	34.87	26.04	39.29	32.49
25-9031	Instructional Coordinators	980	34.23	22.70	39.99	36.60
25-9044	Teaching Assistants, Postsecondary	260	N/A	N/A	N/A	N/A
25-9045	Teaching Assistants, Except Postsecondary	4,420	38,735	30,422	42,892	37,821
25-9099	Educational Instruction and Library Workers, All Other	50	26.59	20.33	29.72	27.09

SOC	OCCUPATIONAL TITLE	Empl	(\$) Mean	(\$) Entry	(\$) Exp	(\$) Median
27-0000	<u>Arts, Design, Entertainment, Sports, and Media Occupations</u>	4,660	29.14	15.24	36.09	23.99
27-1011	Art Directors	70	47.11	37.22	52.06	46.86
27-1021	Commercial and Industrial Designers	20	40.12	31.82	44.27	36.68
27-1023	Floral Designers	110	16.17	12.54	17.99	13.77
27-1024	Graphic Designers	470	26.75	18.05	31.10	24.61
27-1025	Interior Designers	220	23.51	16.46	27.03	20.77
27-1026	Merchandise Displayers and Window Trimmers	960	17.05	13.63	18.76	16.00
27-2012	Producers and Directors	110	N/A	N/A	N/A	N/A
27-2022	Coaches and Scouts	610	60,551	28,827	76,413	46,272
27-2023	Umpires, Referees, and Other Sports Officials	NA	47,401	24,636	58,783	32,678
27-2099	Entertainers and Performers, Sports and Related Workers, All Other	10	N/A	N/A	N/A	N/A
27-3011	Broadcast Announcers and Radio Disc Jockeys	30	N/A	N/A	N/A	N/A
27-3023	News Analysts, Reporters, and Journalists	70	N/A	N/A	N/A	N/A
27-3031	Public Relations Specialists	960	35.88	22.77	42.43	32.11
27-3041	Editors	180	37.33	22.64	44.67	33.24
27-3042	Technical Writers	110	51.15	34.29	59.58	48.57
27-3043	Writers and Authors	60	33.86	22.86	39.36	28.46
27-3091	Interpreters and Translators	80	28.60	16.46	34.67	27.28
27-3092	Court Reporters and Simultaneous Captioners	40	28.55	16.59	34.52	35.29
27-4011	Audio and Video Technicians	60	32.62	21.74	38.06	30.30
27-4012	Broadcast Technicians	20	34.62	19.26	42.29	37.24
27-4021	Photographers	140	22.02	14.64	25.71	21.31
27-4031	Camera Operators, Television, Video, and Film	10	30.02	18.24	35.91	34.52
29-0000	<u>Healthcare Practitioners and Technical Occupations</u>	31,360	50.55	26.11	62.77	40.91
29-1011	Chiropractors	80	N/A	N/A	N/A	N/A
29-1021	Dentists, General	350	109.23	63.60	132.05	104.88
29-1031	Dietitians and Nutritionists	350	35.71	28.04	39.54	32.89
29-1041	Optometrists	170	68.02	47.37	78.34	67.80
29-1051	Pharmacists	880	66.07	50.78	73.72	65.50
29-1071	Physician Assistants	610	65.51	51.85	72.34	65.15
29-1081	Podiatrists	60	N/A	N/A	N/A	N/A

SOC	OCCUPATIONAL TITLE	Empl	(\$) Mean	(\$) Entry	(\$) Exp	(\$) Median
29-1122	Occupational Therapists	450	45.28	33.19	51.32	46.23
29-1123	Physical Therapists	1,060	50.26	39.61	55.58	49.27
29-1124	Radiation Therapists	60	55.74	47.02	60.10	50.91
29-1125	Recreational Therapists	70	22.82	18.96	24.75	19.57
29-1126	Respiratory Therapists	420	41.33	35.48	44.25	40.30
29-1127	Speech-Language Pathologists	NA	44.27	33.63	49.58	44.81
29-1128	Exercise Physiologists	70	23.18	16.35	26.60	21.65
29-1129	Therapists, All Other	NA	36.65	30.81	39.56	36.15
29-1131	Veterinarians	190	59.34	38.46	69.77	56.09
29-1141	Registered Nurses	11,810	45.51	36.15	50.20	44.81
29-1151	Nurse Anesthetists	80	99.53	59.02	119.79	109.60
29-1161	Nurse Midwives	30	58.50	43.22	66.15	60.02
29-1171	Nurse Practitioners	1,140	63.03	49.90	69.60	62.63
29-1181	Audiologists	30	42.49	35.20	46.13	39.80
29-1212	Cardiologists	100	N/A	153.52	N/A	N/A
29-1213	Dermatologists	30	N/A	N/A	N/A	N/A
29-1214	Emergency Medicine Physicians	NA	162.62	111.59	N/A	N/A
29-1215	Family Medicine Physicians	530	122.86	68.43	150.07	109.06
29-1218	Obstetricians and Gynecologists	100	148.79	113.81	N/A	N/A
29-1221	Pediatricians, General	270	84.74	41.29	106.46	92.19
29-1222	Physicians, Pathologists	20	205.90	135.27	N/A	N/A
29-1223	Psychiatrists	70	104.35	43.14	134.96	109.49
29-1224	Radiologists	200	N/A	151.57	N/A	N/A
29-1229	Physicians, All Other	1,180	108.49	38.62	143.42	110.99
29-1241	Ophthalmologists, Except Pediatric	20	N/A	N/A	N/A	N/A
29-1249	Surgeons, All Other	100	N/A	N/A	N/A	N/A
29-1292	Dental Hygienists	710	47.43	41.35	50.47	46.58
29-2010	Clinical Laboratory Technologists and Technicians	510	33.85	23.98	38.78	32.90
29-2031	Cardiovascular Technologists and Technicians	320	33.12	20.26	39.55	30.54
29-2032	Diagnostic Medical Sonographers	230	42.49	35.99	45.74	40.60
29-2033	Nuclear Medicine Technologists	100	43.76	36.75	47.27	42.99
29-2034	Radiologic Technologists and Technicians	690	37.19	28.29	41.64	38.51

SOC	OCCUPATIONAL TITLE	Empl	(\$) Mean	(\$) Entry	(\$) Exp	(\$) Median
29-2035	Magnetic Resonance Imaging Technologists	230	43.49	37.00	46.74	41.69
29-2042	Emergency Medical Technicians	910	21.50	17.52	23.48	20.00
29-2043	Paramedics	300	31.89	25.21	35.23	29.57
29-2051	Dietetic Technicians	120	19.62	17.32	20.77	18.44
29-2052	Pharmacy Technicians	1,280	20.23	16.48	22.11	19.01
29-2053	Psychiatric Technicians	120	20.63	17.62	22.13	18.24
29-2055	Surgical Technologists	370	28.36	23.17	30.95	29.37
29-2056	Veterinary Technologists and Technicians	680	20.50	15.81	22.84	18.21
29-2057	Ophthalmic Medical Technicians	160	19.61	16.17	21.32	18.13
29-2061	Licensed Practical and Licensed Vocational Nurses	1,780	30.52	26.66	32.45	30.38
29-2072	Medical Records Specialists	540	24.54	17.66	27.97	24.25
29-2081	Opticians, Dispensing	340	18.67	15.13	20.45	17.99
29-2099	Health Technologists and Technicians, All Other	250	29.94	17.22	36.30	25.79
29-9021	Health Information Technologists and Medical Registrars	NA	30.70	24.52	33.78	31.96
29-9091	Athletic Trainers	110	56,270	46,104	61,353	53,844
29-9099	Healthcare Practitioners and Technical Workers, All Other	40	42.44	22.53	52.40	37.70
31-0000	Healthcare Support Occupations	20,750	17.94	13.27	20.27	16.92
31-1120	Home Health and Personal Care Aides	9,100	14.87	12.18	16.21	14.17
31-1131	Nursing Assistants	5,770	18.57	15.40	20.15	18.38
31-1132	Orderlies	200	18.90	17.17	19.76	19.60
31-1133	Psychiatric Aides	60	22.08	16.31	24.97	23.98
31-2011	Occupational Therapy Assistants	90	35.63	29.50	38.70	36.98
31-2021	Physical Therapist Assistants	390	31.88	25.51	35.07	30.38
31-2022	Physical Therapist Aides	250	15.18	12.34	16.60	14.29
31-9011	Massage Therapists	190	N/A	N/A	N/A	N/A
31-9091	Dental Assistants	900	23.58	16.24	27.25	22.27
31-9092	Medical Assistants	2,790	19.88	16.82	21.41	19.35
31-9093	Medical Equipment Preparers	240	25.22	21.46	27.10	24.31
31-9094	Medical Transcriptionists	80	20.84	15.76	23.38	20.31
31-9095	Pharmacy Aides	NA	16.90	12.56	19.06	16.99
31-9096	Veterinary Assistants and Laboratory Animal Caretakers	80	19.81	15.48	21.98	19.02

SOC	OCCUPATIONAL TITLE	Empl	(\$) Mean	(\$) Entry	(\$) Exp	(\$) Median
31-9097	Phlebotomists	250	23.38	19.74	25.20	23.07
31-9099	Healthcare Support Workers, All Other	80	26.16	19.02	29.73	26.52
33-0000	<u>Protective Service Occupations</u>	9,330	26.64	15.49	32.22	23.24
33-1011	First-Line Supervisors of Correctional Officers	230	33.30	28.70	35.59	33.57
33-1012	First-Line Supervisors of Police and Detectives	380	56.43	42.85	63.22	55.63
33-1021	First-Line Supervisors of Firefighting and Prevention Workers	60	36.55	25.06	42.30	35.76
33-1091	First-Line Supervisors of Security Workers	320	33.28	23.64	38.10	36.35
33-1099	First-Line Supervisors of Protective Service Workers, All Other	50	22.35	13.44	26.81	19.68
33-2011	Firefighters	600	23.79	18.53	26.42	20.66
33-2021	Fire Inspectors and Investigators	100	27.72	17.66	32.75	25.58
33-3011	Bailiffs	100	17.44	15.55	18.39	17.63
33-3012	Correctional Officers and Jailers	1,610	25.27	20.93	27.44	25.82
33-3021	Detectives and Criminal Investigators	NA	48.77	28.21	59.05	39.99
33-3031	Fish and Game Wardens	60	27.89	21.34	31.16	27.16
33-3041	Parking Enforcement Workers	NA	18.96	17.13	19.87	17.33
33-3051	Police and Sheriff's Patrol Officers	1,730	39.51	29.07	44.73	39.62
33-9021	Private Detectives and Investigators	110	24.28	19.76	26.53	21.97
33-9031	Gambling Surveillance Officers and Gambling Investigators	40	17.53	15.80	18.40	16.24
33-9032	Security Guards	2,860	17.98	14.14	19.90	16.46
33-9091	Crossing Guards and Flaggers	140	18.52	16.36	19.60	17.13
33-9092	Lifeguards, Ski Patrol, and Other Recreational Protective Service Workers	290	12.76	11.75	13.26	11.75
33-9094	School Bus Monitors	270	17.20	14.97	18.31	17.51
33-9099	Protective Service Workers, All Other	100	18.48	14.65	20.41	16.52
35-0000	<u>Food Preparation and Serving Related Occupations</u>	43,050	16.49	12.37	18.56	14.49
35-1011	Chefs and Head Cooks	560	28.27	20.39	32.21	24.78
35-1012	First-Line Supervisors of Food Preparation and Serving Workers	3,830	22.85	17.18	25.68	22.15
35-2011	Cooks, Fast Food	1,380	14.23	12.12	15.28	13.84
35-2012	Cooks, Institution and Cafeteria	2,500	19.80	16.78	21.32	20.16
35-2014	Cooks, Restaurant	5,720	16.34	13.35	17.83	16.13
35-2015	Cooks, Short Order	40	15.04	12.82	16.14	13.94

SOC	OCCUPATIONAL TITLE	Empl	(\$) Mean	(\$) Entry	(\$) Exp	(\$) Median
35-2021	Food Preparation Workers	1,870	15.56	12.99	16.85	14.46
35-3011	Bartenders	2,110	17.64	11.91	20.51	13.95
35-3023	Fast Food and Counter Workers	11,910	14.41	12.31	15.46	14.08
35-3031	Waiters and Waitresses	8,110	16.72	11.76	19.20	13.53
35-3041	Food Servers, Nonrestaurant	710	14.73	12.68	15.76	13.97
35-9011	Dining Room and Cafeteria Attendants and Bartender Helpers	1,130	14.24	11.99	15.37	13.59
35-9021	Dishwashers	1,370	13.86	12.01	14.79	13.28
35-9031	Hosts and Hostesses, Restaurant, Lounge, and Coffee Shop	1,580	13.51	11.75	14.38	12.84
37-0000	<u>Building and Grounds Cleaning and Maintenance Occupations</u>	15,830	18.12	13.61	20.38	16.82
37-1011	First-Line Supervisors of Housekeeping and Janitorial Workers	870	24.47	16.82	28.29	24.14
37-1012	First-Line Supervisors of Landscaping and Groundskeeping Workers	460	28.97	20.28	33.31	29.28
37-2011	Janitors and Cleaners, Except Maids and Housekeeping Cleaners	7,980	16.85	13.22	18.67	15.61
37-2012	Maids and Housekeeping Cleaners	1,920	14.67	12.75	15.62	14.03
37-2019	Building Cleaning Workers, All Other	NA	20.84	14.21	24.15	15.44
37-2021	Pest Control Workers	270	25.28	18.90	28.47	22.75
37-3011	Landscaping and Groundskeeping Workers	3,570	18.67	15.52	20.25	17.65
37-3012	Pesticide Handlers, Sprayers, and Applicators, Vegetation	20	24.08	20.71	25.76	23.70
37-3013	Tree Trimmers and Pruners	10	32.02	25.17	35.45	34.22
39-0000	<u>Personal Care and Service Occupations</u>	10,780	17.82	12.46	20.50	15.00
39-1013	First-Line Supervisors of Gambling Services Workers	100	30.99	23.31	34.82	32.66
39-1014	First-Line Supervisors of Entertainment and Recreation Workers	390	27.30	19.34	31.27	26.34
39-1022	First-Line Supervisors of Personal Service Workers	290	25.20	17.67	28.97	21.65
39-2011	Animal Trainers	120	20.31	14.53	23.20	18.11
39-2021	Animal Caretakers	910	15.61	13.03	16.89	14.51
39-3011	Gambling Dealers	310	19.94	12.92	23.45	22.43
39-3012	Gambling and Sports Book Writers and Runners	30	17.88	13.17	20.23	15.34
39-3031	Ushers, Lobby Attendants, and Ticket Takers	250	14.78	12.66	15.83	14.09
39-3091	Amusement and Recreation Attendants	1,580	13.83	11.96	14.77	13.21
39-3093	Locker Room, Coatroom, and Dressing Room Attendants	NA	14.35	12.01	15.52	13.58
39-4011	Embalmers	20	24.40	23.20	25.00	24.48

SOC	OCCUPATIONAL TITLE	Empl	(\$) Mean	(\$) Entry	(\$) Exp	(\$) Median
39-4021	Funeral Attendants	160	20.64	17.14	22.38	21.28
39-4031	Morticians, Undertakers, and Funeral Arrangers	80	36.31	26.82	41.06	36.56
39-5012	Hairdressers, Hairstylists, and Cosmetologists	1,310	18.70	12.37	21.86	16.18
39-5092	Manicurists and Pedicurists	700	14.29	12.99	14.94	13.52
39-5093	Shampooers	80	12.09	11.75	12.26	11.75
39-5094	Skincare Specialists	NA	23.90	14.60	28.55	20.72
39-6012	Concierges	30	17.33	15.74	18.13	17.06
39-7010	Tour and travel guides	260	14.93	13.26	15.76	13.58
39-9011	Childcare Workers	1,050	14.11	11.75	15.28	13.58
39-9031	Exercise Trainers and Group Fitness Instructors	1,190	22.27	13.28	26.76	19.63
39-9032	Recreation Workers	1,070	15.91	12.21	17.76	14.62
39-9041	Residential Advisors	410	16.96	13.67	18.60	15.08
39-9099	Personal Care and Service Workers, All Other	70	25.16	16.02	29.73	30.13
41-0000	<u>Sales and Related Occupations</u>	44,630	24.37	13.17	29.97	17.40
41-1011	First-Line Supervisors of Retail Sales Workers	4,080	26.75	18.89	30.68	24.39
41-1012	First-Line Supervisors of Non-Retail Sales Workers	1,020	52.58	34.48	61.62	47.20
41-2011	Cashiers	12,880	14.66	12.41	15.78	14.41
41-2021	Counter and Rental Clerks	770	21.22	15.23	24.21	18.86
41-2022	Parts Salespersons	720	19.66	14.44	22.27	18.15
41-2031	Retail Salespersons	12,790	17.01	12.51	19.26	15.02
41-3011	Advertising Sales Agents	140	28.91	17.19	34.77	24.75
41-3021	Insurance Sales Agents	1,390	31.29	17.36	38.25	27.79
41-3031	Securities, Commodities, and Financial Services Sales Agents	2,330	49.54	22.49	63.07	38.32
41-3041	Travel Agents	120	24.57	17.35	28.18	23.16
41-3091	Sales Representatives of Services	3,000	35.28	19.16	43.35	30.04
41-4011	Sales Reps., Wholesale and Manuf., Technical and Scientific Products	1,010	56.95	32.97	68.94	51.34
41-4012	Sales Reps., Wholesale and Manuf., Except Tech. and Scientific Products	2,940	39.09	22.99	47.14	36.31
41-9021	Real Estate Brokers	120	36.89	24.62	43.03	29.61
41-9022	Real Estate Sales Agents	1,000	26.45	15.82	31.76	22.13
41-9031	Sales Engineers	110	85.46	55.96	100.21	80.48
41-9041	Telemarketers	70	18.04	13.64	20.23	15.86

SOC	OCCUPATIONAL TITLE	Empl	(\$) Mean	(\$) Entry	(\$) Exp	(\$) Median
43-0000	<u>Office and Administrative Support Occupations</u>	60,580	23.46	15.91	27.24	21.81
43-1011	First-Line Supervisors of Office and Administrative Support Workers	5,970	34.11	22.84	39.75	32.06
43-2011	Switchboard Operators, Including Answering Service	150	17.84	14.63	19.45	18.48
43-3011	Bill and Account Collectors	640	22.06	16.71	24.73	22.08
43-3021	Billing and Posting Clerks	1,030	24.37	18.61	27.25	24.62
43-3031	Bookkeeping, Accounting, and Auditing Clerks	5,190	24.74	17.85	28.19	23.97
43-3041	Gambling Cage Workers	50	N/A	N/A	N/A	N/A
43-3051	Payroll and Timekeeping Clerks	400	23.72	13.77	28.69	23.06
43-3061	Procurement Clerks	130	21.32	16.04	23.95	20.27
43-3071	Tellers	900	20.93	17.27	22.77	19.10
43-3099	Financial Clerks, All Other	520	27.78	22.12	30.60	24.27
43-4011	Brokerage Clerks	250	27.20	24.14	28.72	24.44
43-4031	Court, Municipal, and License Clerks	920	19.25	16.19	20.78	18.82
43-4041	Credit Authorizers, Checkers, and Clerks	560	N/A	N/A	N/A	N/A
43-4051	Customer Service Representatives	7,020	22.12	15.53	25.42	19.68
43-4061	Eligibility Interviewers, Government Programs	130	20.46	15.44	22.97	21.46
43-4071	File Clerks	630	15.85	13.55	16.99	15.13
43-4081	Hotel, Motel, and Resort Desk Clerks	670	14.89	13.22	15.73	14.41
43-4111	Interviewers, Except Eligibility and Loan	510	23.54	19.70	25.46	23.23
43-4121	Library Assistants, Clerical	300	15.20	12.10	16.74	16.43
43-4131	Loan Interviewers and Clerks	770	26.99	19.23	30.86	26.49
43-4141	New Accounts Clerks	NA	22.82	20.37	24.04	22.34
43-4151	Order Clerks	130	18.45	14.28	20.54	16.44
43-4161	Human Resources Assistants, Except Payroll and Timekeeping	300	22.93	17.99	25.41	22.29
43-4171	Receptionists and Information Clerks	2,160	16.45	13.05	18.14	16.04
43-4181	Reservation and Transportation Ticket Agents and Travel Clerks	NA	22.74	17.83	25.20	22.70
43-4199	Information and Record Clerks, All Other	240	22.68	16.23	25.90	22.90
43-5011	Cargo and Freight Agents	70	N/A	N/A	N/A	N/A
43-5021	Couriers and Messengers	310	16.49	13.05	18.21	17.15
43-5031	Public Safety Telecommunicators	250	25.68	20.33	28.35	24.00
43-5032	Dispatchers, Except Police, Fire, and Ambulance	540	23.79	16.93	27.21	23.10
43-5041	Meter Readers, Utilities	50	27.42	21.06	30.60	24.95

SOC	OCCUPATIONAL TITLE	Empl	(\$) Mean	(\$) Entry	(\$) Exp	(\$) Median
43-5051	Postal Service Clerks	240	28.56	21.78	31.95	28.88
43-5052	Postal Service Mail Carriers	1,160	28.14	20.02	32.20	26.09
43-5053	Postal Service Mail Sorters, Processors, and Processing Machine Operators	470	27.02	20.12	30.46	25.69
43-5061	Production, Planning, and Expediting Clerks	510	29.45	20.30	34.02	28.01
43-5071	Shipping, Receiving, and Inventory Clerks	2,740	19.88	14.96	22.34	18.38
43-5111	Weighers, Measurers, Checkers, and Samplers, Recordkeeping	250	N/A	N/A	N/A	N/A
43-6011	Executive Secretaries and Executive Administrative Assistants	1,430	36.19	26.25	41.16	36.38
43-6012	Legal Secretaries and Administrative Assistants	980	27.24	17.30	32.21	27.99
43-6013	Medical Secretaries and Administrative Assistants	5,440	20.30	16.12	22.38	19.21
43-6014	Secretaries and Admin. Assistants, Except Legal, Medical, and Executive	7,590	22.07	16.50	24.85	22.00
43-9021	Data Entry Keyers	500	17.50	14.12	19.19	17.20
43-9022	Word Processors and Typists	30	26.43	18.77	30.25	22.80
43-9041	Insurance Claims and Policy Processing Clerks	740	23.32	20.14	24.92	22.32
43-9051	Mail Clerks and Mail Machine Operators, Except Postal Service	NA	17.41	14.87	18.67	17.08
43-9061	Office Clerks, General	5,510	19.91	14.19	22.76	18.82
43-9071	Office Machine Operators, Except Computer	250	19.74	15.75	21.73	19.19
43-9199	Office and Administrative Support Workers, All Other	NA	24.45	19.57	26.89	21.63
45-0000	<u>Farming, Fishing, and Forestry Occupations</u>	950	19.19	13.40	22.09	17.83
45-1011	First-Line Supervisors of Farming, Fishing, and Forestry Workers	90	31.18	23.76	34.88	29.43
45-2011	Agricultural Inspectors	70	25.94	18.73	29.55	27.20
45-2041	Graders and Sorters, Agricultural Products	180	17.64	17.28	17.82	17.83
45-2091	Agricultural Equipment Operators	80	22.40	17.04	25.08	22.62
45-2092	Farmworkers and Laborers, Crop, Nursery, and Greenhouse	250	14.88	11.85	16.39	13.25
45-2093	Farmworkers, Farm, Ranch, and Aquacultural Animals	80	17.96	14.25	19.82	17.36
45-4011	Forest and Conservation Workers	180	16.83	13.39	18.58	16.00
47-0000	<u>Construction and Extraction Occupations</u>	16,480	29.48	19.15	34.64	27.77
47-1011	First-Line Supervisors of Construction Trades and Extraction Workers	2,570	40.99	28.57	47.19	38.73
47-2011	Boilermakers	40	37.13	33.76	38.81	37.35
47-2021	Brickmasons and Blockmasons	190	32.18	24.53	36.00	29.20
47-2022	Stonemasons	30	23.05	20.36	24.40	21.62

SOC	OCCUPATIONAL TITLE	Empl	(\$) Mean	(\$) Entry	(\$) Exp	(\$) Median
47-2031	Carpenters	1,450	29.30	21.89	33.00	28.74
47-2041	Carpet Installers	150	24.26	16.08	28.35	23.79
47-2044	Tile and Stone Setters	NA	28.89	20.00	33.33	24.22
47-2051	Cement Masons and Concrete Finishers	520	25.47	19.67	28.37	24.29
47-2061	Construction Laborers	2,460	22.57	16.54	25.58	22.21
47-2071	Paving, Surfacing, and Tamping Equipment Operators	150	31.08	23.35	34.94	33.95
47-2073	Operating Engineers and Other Construction Equipment Operators	1,270	28.48	19.77	32.83	24.35
47-2081	Drywall and Ceiling Tile Installers	340	25.32	20.68	27.63	23.74
47-2111	Electricians	2,420	30.93	19.96	36.42	29.32
47-2121	Glaziers	40	22.97	18.51	25.20	22.43
47-2131	Insulation Workers, Floor, Ceiling, and Wall	NA	24.30	18.58	27.16	24.01
47-2132	Insulation Workers, Mechanical	130	27.05	20.12	30.51	26.21
47-2141	Painters, Construction and Maintenance	510	23.48	17.87	26.29	22.89
47-2151	Pipelayers	40	24.63	19.60	27.15	23.13
47-2152	Plumbers, Pipefitters, and Steamfitters	1,190	30.83	19.63	36.43	30.29
47-2181	Roofers	180	24.97	18.58	28.17	24.94
47-2211	Sheet Metal Workers	330	27.50	17.95	32.28	24.52
47-2221	Structural Iron and Steel Workers	110	29.34	22.06	32.98	28.43
47-3011	Helpers--Brick-, Block-, Stonemasons, and Tile and Marble Setters	90	22.64	18.62	24.65	22.40
47-3012	Helpers--Carpenters	190	17.00	14.06	18.47	16.37
47-3013	Helpers--Electricians	120	17.64	14.24	19.33	17.05
47-3015	Helpers--Pipelayers, Plumbers, Pipefitters, and Steamfitters	150	17.54	15.18	18.73	17.76
47-3016	Helpers--Roofers	NA	21.75	20.39	22.43	22.43
47-3019	Helpers, Construction Trades, All Other	20	17.54	14.91	18.87	16.46
47-4011	Construction and Building Inspectors	640	33.35	24.22	37.91	30.54
47-4021	Elevator and Escalator Installers and Repairers	80	42.47	32.35	47.53	45.61
47-4031	Fence Erectors	130	22.67	18.90	24.56	22.78
47-4051	Highway Maintenance Workers	60	20.89	16.47	23.10	19.73
47-4061	Rail-Track Laying and Maintenance Equipment Operators	90	36.12	24.81	41.77	38.24
47-4071	Septic Tank Servicers and Sewer Pipe Cleaners	140	20.15	16.44	22.00	18.62
47-4090	Miscellaneous Construction and Related Workers	200	23.18	18.01	25.76	22.37

SOC	OCCUPATIONAL TITLE	Empl	(\$) Mean	(\$) Entry	(\$) Exp	(\$) Median
47-5022	Excavating and Loading Machine and Dragline Operators, Surface Mining	60	29.04	24.94	31.10	27.64
47-5023	Earth Drillers, Except Oil and Gas	50	33.05	22.90	38.13	26.29
49-0000	<u>Installation, Maintenance, and Repair Occupations</u>	16,670	29.56	18.80	34.94	28.36
49-1011	First-Line Supervisors of Mechanics, Installers, and Repairers	1,840	40.32	28.00	46.48	38.29
49-2011	Computer, Automated Teller, and Office Machine Repairers	210	21.83	16.81	24.34	22.43
49-2021	Radio, Cellular, and Tower Equipment Installers and Repairers	50	23.11	17.01	26.16	23.00
49-2022	Telecommunications Equip. Installers and Repairers, Except Line Installers	430	30.51	22.57	34.48	29.61
49-2092	Electric Motor, Power Tool, and Related Repairers	20	26.59	19.70	30.03	28.32
49-2094	Electrical and Electronics Repairers, Commercial and Industrial Equipment	100	36.56	26.76	41.45	37.52
49-2095	Electrical and Electronics Repairers, Powerhouse, Substation, and Relay	60	48.80	37.05	54.68	46.18
49-2096	Electronic Equipment Installers and Repairers, Motor Vehicles	60	25.50	22.54	26.98	24.24
49-2098	Security and Fire Alarm Systems Installers	130	28.44	18.33	33.50	29.60
49-3011	Aircraft Mechanics and Service Technicians	NA	39.96	32.77	43.56	39.17
49-3021	Automotive Body and Related Repairers	430	25.41	18.09	29.07	23.01
49-3023	Automotive Service Technicians and Mechanics	1,820	26.27	17.54	30.64	24.73
49-3031	Bus and Truck Mechanics and Diesel Engine Specialists	680	29.08	22.04	32.60	28.91
49-3041	Farm Equipment Mechanics and Service Technicians	130	25.59	17.40	29.68	26.90
49-3042	Mobile Heavy Equipment Mechanics, Except Engines	440	29.37	21.76	33.17	28.97
49-3043	Rail Car Repairers	70	32.95	24.69	37.07	35.09
49-3051	Motorboat Mechanics and Service Technicians	160	24.18	15.75	28.40	22.94
49-3053	Outdoor Power Equipment and Other Small Engine Mechanics	130	21.77	17.81	23.74	21.10
49-3091	Bicycle Repairers	70	17.76	14.96	19.16	16.26
49-3092	Recreational Vehicle Service Technicians	30	19.01	16.64	20.19	17.70
49-3093	Tire Repairers and Changers	190	17.10	13.12	19.09	16.71
49-9012	Control and Valve Installers and Repairers, Except Mechanical Door	190	37.71	25.23	43.96	37.98
49-9021	Heating, Air Conditioning, and Refrigeration Mechanics and Installers	1,990	30.85	21.35	35.61	29.11
49-9031	Home Appliance Repairers	120	24.17	18.61	26.94	23.83
49-9041	Industrial Machinery Mechanics	1,040	33.41	24.58	37.83	31.81
49-9043	Maintenance Workers, Machinery	40	25.30	20.98	27.45	27.38
49-9044	Millwrights	90	27.04	18.95	31.08	22.44
49-9051	Electrical Power-Line Installers and Repairers	230	42.38	28.72	49.21	45.18

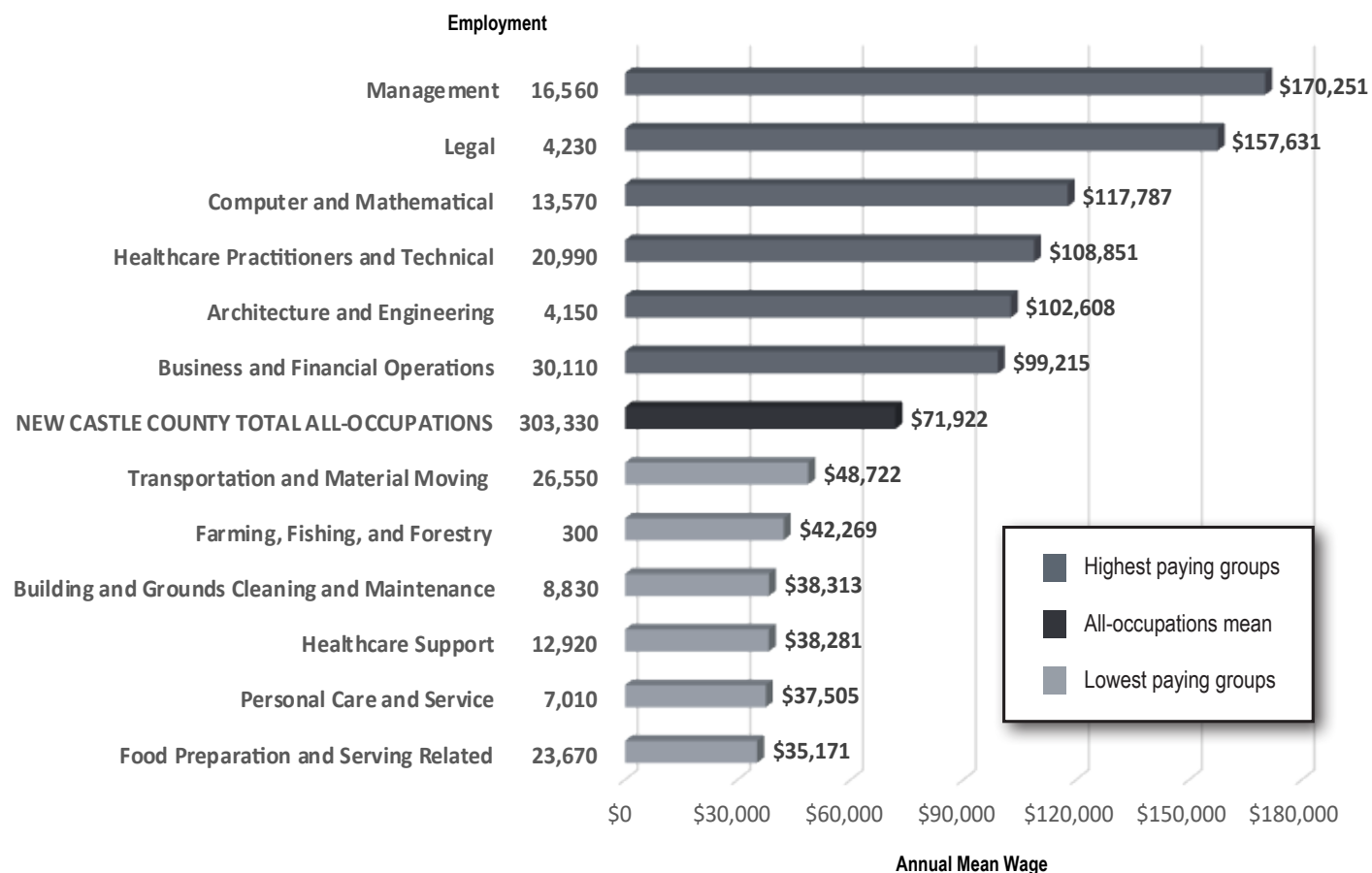
SOC	OCCUPATIONAL TITLE	Empl	(\$) Mean	(\$) Entry	(\$) Exp	(\$) Median
49-9062	Medical Equipment Repairers	250	N/A	N/A	N/A	N/A
49-9069	Precision Instrument and Equipment Repairers, All Other	90	32.84	24.21	37.16	32.49
49-9071	Maintenance and Repair Workers, General	3,500	24.54	16.90	28.36	22.64
49-9091	Coin, Vending, and Amusement Machine Servicers and Repairers	30	19.72	15.32	21.93	18.45
49-9094	Locksmiths and Safe Repairers	60	29.31	17.60	35.16	31.83
49-9098	Helpers--Installation, Maintenance, and Repair Workers	570	18.40	14.67	20.26	17.64
49-9099	Installation, Maintenance, and Repair Workers, All Other	370	23.26	15.89	26.94	21.07
51-0000	<u>Production Occupations</u>	19,380	22.19	15.17	25.71	17.95
51-1011	First-Line Supervisors of Production and Operating Workers	1,400	37.86	25.51	44.04	35.80
51-2028	Electrical, Electronic, and Electromechanical Assemblers	510	20.43	16.18	22.56	19.01
51-2041	Structural Metal Fabricators and Fitters	150	19.94	16.14	21.84	18.77
51-2090	Miscellaneous Assemblers and Fabricators	970	19.24	15.65	21.04	17.71
51-3011	Bakers	260	16.66	13.44	18.27	15.58
51-3021	Butchers and Meat Cutters	150	23.25	19.03	25.36	22.86
51-3022	Meat, Poultry, and Fish Cutters and Trimmers	5,530	15.63	15.01	15.94	15.84
51-3092	Food Batchmakers	400	19.62	14.62	22.13	17.97
51-3099	Food Processing Workers, All Other	320	17.75	17.08	18.09	17.65
51-4021	Extruding and Drawing Machine Operators, Metal and Plastic	520	24.09	18.86	26.70	23.74
51-4031	Cutting, Punching, and Press Machine Operators, Metal and Plastic	150	18.53	14.94	20.33	17.92
51-4033	Grinding, Lapping, Polishing, and Buffing Mach. Operators, Metal and Plastic	90	16.35	15.23	16.91	15.94
51-4041	Machinists	500	26.94	19.09	30.86	23.84
51-4072	Molding, Coremaking, and Casting Machine Operators, Metal and Plastic	210	20.72	17.53	22.31	21.08
51-4111	Tool and Die Makers	20	33.72	25.07	38.04	30.66
51-4121	Welders, Cutters, Solderers, and Brazers	730	27.84	20.41	31.56	26.28
51-5111	Prepress Technicians and Workers	40	25.17	18.33	28.60	27.19
51-5112	Printing Press Operators	270	22.92	17.55	25.60	22.23
51-5113	Print Binding and Finishing Workers	50	26.16	20.93	28.77	27.59
51-6011	Laundry and Dry-Cleaning Workers	530	14.87	12.58	16.01	13.95
51-6031	Sewing Machine Operators	100	17.70	13.28	19.91	16.65
51-6052	Tailors, Dressmakers, and Custom Sewers	20	19.10	15.19	21.05	19.00
51-6093	Upholsterers	30	21.88	18.54	23.54	20.80

SOC	OCCUPATIONAL TITLE	Empl	(\$) Mean	(\$) Entry	(\$) Exp	(\$) Median
51-7011	Cabinetmakers and Bench Carpenters	70	22.71	17.50	25.31	23.25
51-8013	Power Plant Operators	60	52.46	45.14	56.12	49.07
51-8021	Stationary Engineers and Boiler Operators	50	35.32	30.72	37.62	35.68
51-8031	Water and Wastewater Treatment Plant and System Operators	270	28.16	21.31	31.58	27.43
51-8092	Gas Plant Operators	NA	38.83	29.36	43.56	36.02
51-8093	Petroleum Pump System Operators, Refinery Operators, and Gaugers	330	N/A	N/A	N/A	N/A
51-8099	Plant and System Operators, All Other	10	34.44	30.28	36.51	32.57
51-9011	Chemical Equipment Operators and Tenders	990	30.55	22.70	34.47	28.53
51-9012	Separating, Filtering, Clarifying, Precipitating, and Still Machine Operators	110	22.32	16.73	25.12	21.19
51-9021	Crushing, Grinding, and Polishing Machine Setters, Operators, and Tenders	30	21.34	16.11	23.96	21.02
51-9023	Mixing and Blending Machine Setters, Operators, and Tenders	330	25.03	17.32	28.89	22.87
51-9032	Cutting and Slicing Machine Setters, Operators, and Tenders	40	22.32	16.72	25.12	23.49
51-9041	Extruding, Forming, Pressing, and Compacting Machine Operators	190	22.79	18.48	24.95	23.69
51-9061	Inspectors, Testers, Sorters, Samplers, and Weighers	1,320	24.59	16.99	28.39	22.76
51-9071	Jewelers and Precious Stone and Metal Workers	30	20.79	17.01	22.68	18.24
51-9081	Dental Laboratory Technicians	NA	21.08	16.65	23.30	17.07
51-9111	Packaging and Filling Machine Operators and Tenders	760	17.54	15.54	18.54	16.47
51-9124	Coating, Painting, and Spraying Machine Setters, Operators, and Tenders	130	23.23	17.10	26.29	21.90
51-9161	Computer Numerically Controlled Tool Operators	140	21.96	17.66	24.11	21.73
51-9162	Computer Numerically Controlled Tool Programmers	30	32.51	24.93	36.30	30.17
51-9193	Cooling and Freezing Equipment Operators and Tenders	NA	17.35	15.90	18.08	16.80
51-9195	Molders, Shapers, and Casters, Except Metal and Plastic	110	21.12	18.96	22.19	20.65
51-9198	Helpers--Production Workers	NA	18.96	15.18	20.85	18.43
51-9199	Production Workers, All Other	160	18.25	14.60	20.07	17.87
53-0000	<u>Transportation and Material Moving Occupations</u>	41,220	22.60	15.15	26.32	21.58
53-1047	First-Line Supervisors of Transportation and Material-Moving Workers	1,910	31.07	21.87	35.67	28.90
53-2012	Commercial Pilots	170	172,281	100,738	208,053	179,390
53-3011	Ambulance Drivers and Attendants, Except Emergency Medical Technicians	100	16.09	14.50	16.88	15.98
53-3031	Driver/Sales Workers	NA	14.99	12.12	16.42	14.56
53-3032	Heavy and Tractor-Trailer Truck Drivers	6,360	26.35	20.70	29.18	26.39
53-3033	Light Truck Drivers	3,700	21.19	14.00	24.79	18.83

SOC	OCCUPATIONAL TITLE	Empl	(\$) Mean	(\$) Entry	(\$) Exp	(\$) Median
53-3051	Bus Drivers, School	1,300	21.17	17.74	22.88	21.28
53-3052	Bus Drivers, Transit and Intercity	410	24.39	17.42	27.87	25.37
53-3053	Shuttle Drivers and Chauffeurs	680	18.56	12.68	21.50	17.24
53-3099	Motor Vehicle Operators, All Other	NA	18.52	12.83	21.37	18.59
53-4031	Railroad Conductors and Yardmasters	NA	38.65	28.83	43.55	36.28
53-5011	Sailors and Marine Oilers	40	22.66	16.18	25.90	21.01
53-5021	Captains, Mates, and Pilots of Water Vessels	80	42.37	24.09	51.51	37.45
53-5022	Motorboat Operators	20	29.07	18.22	34.49	32.54
53-6021	Parking Attendants	180	15.52	12.95	16.81	15.39
53-6031	Automotive and Watercraft Service Attendants	150	16.13	13.82	17.29	16.15
53-6032	Aircraft Service Attendants	NA	18.17	16.93	18.78	18.44
53-6051	Transportation Inspectors	40	35.75	18.34	44.46	31.39
53-6099	Transportation Workers, All Other	70	15.60	12.57	17.12	13.66
53-7021	Crane and Tower Operators	100	28.48	23.24	31.10	28.83
53-7051	Industrial Truck and Tractor Operators	6,880	25.40	20.86	27.66	27.50
53-7061	Cleaners of Vehicles and Equipment	930	15.38	12.17	16.98	14.65
53-7062	Laborers and Freight, Stock, and Material Movers, Hand	5,290	19.14	15.59	20.91	18.23
53-7063	Machine Feeders and Offbearers	90	21.05	16.37	23.39	18.59
53-7064	Packers and Packagers, Hand	2,130	17.95	12.24	20.80	16.26
53-7065	Stockers and Order Fillers	8,220	18.73	14.04	21.08	17.81
53-7081	Refuse and Recyclable Material Collectors	380	20.54	13.83	23.90	18.38
53-7199	Material Moving Workers, All Other	20	22.28	16.65	25.10	17.97

NEW CASTLE COUNTY DATA

Annual Mean Wages and Employment for the Highest and Lowest Paying Major Occupational Groups



SOC	OCCUPATIONAL TITLE	Empl	(\$) Mean	(\$) Entry	(\$) Exp	(\$) Median
00-0000	<i>Total all occupations</i>	303,330	34.58	15.78	43.98	26.82
11-0000	<u>Management Occupations</u>	16,560	81.85	43.70	100.93	75.69
11-1011	Chief Executives	NA	181.30	65.27	239.31	N/A
11-1021	General and Operations Managers	3,120	87.56	40.35	111.17	74.02
11-1031	Legislators	20	75,218	27,538	99,059	55,198
11-2011	Advertising and Promotions Managers	10	79.97	64.32	87.80	81.77
11-2021	Marketing Managers	960	88.99	61.93	102.52	83.78
11-2022	Sales Managers	680	99.93	60.46	119.67	93.44
11-2032	Public Relations Managers	170	76.37	51.34	88.89	72.16
11-2033	Fundraising Managers	80	66.29	48.48	75.20	64.34
11-3012	Administrative Services Managers	630	73.21	51.17	84.23	65.31
11-3013	Facilities Managers	190	68.00	42.93	80.54	66.12
11-3021	Computer and Information Systems Managers	1,400	97.48	68.50	111.97	94.95
11-3031	Financial Managers	2,260	95.60	62.77	112.01	84.17
11-3051	Industrial Production Managers	260	78.84	59.00	88.76	79.40
11-3061	Purchasing Managers	120	80.50	56.99	92.26	79.45
11-3071	Transportation, Storage, and Distribution Managers	250	72.73	40.72	88.73	72.71
11-3121	Human Resources Managers	420	82.69	48.24	99.91	76.45
11-3131	Training and Development Managers	50	77.39	53.14	89.51	76.89
11-9021	Construction Managers	480	64.38	48.54	72.31	63.49
11-9031	Education and Childcare Administrators, Preschool and Daycare	260	30.83	19.45	36.52	26.92
11-9032	Education Administrators, Kindergarten through Secondary	470	129,315	108,928	139,508	132,802
11-9033	Education Administrators, Postsecondary	300	80.16	44.23	98.12	64.94
11-9039	Education Administrators, All Other	60	51.17	31.16	61.17	46.30
11-9041	Architectural and Engineering Managers	470	86.89	71.54	94.57	88.06
11-9051	Food Service Managers	370	40.15	31.12	44.66	39.07
11-9081	Lodging Managers	50	41.71	28.27	48.43	42.23
11-9111	Medical and Health Services Managers	980	83.46	48.89	100.74	66.49
11-9121	Natural Sciences Managers	340	103.04	71.11	119.00	97.50
11-9131	Postmasters and Mail Superintendents	NA	46.82	41.04	49.71	45.67
11-9141	Property, Real Estate, and Community Association Managers	470	36.14	22.86	42.79	29.85
11-9151	Social and Community Service Managers	640	38.38	27.48	43.83	34.95

SOC	OCCUPATIONAL TITLE	Empl	(\$) Mean	(\$) Entry	(\$) Exp	(\$) Median
11-9161	Emergency Management Directors	10	54.54	48.81	57.41	51.75
11-9171	Funeral Home Managers	30	52.85	45.81	56.37	56.21
11-9199	Managers, All Other	790	82.10	51.90	97.21	81.46
13-0000	<u>Business and Financial Operations Occupations</u>	30,110	47.70	29.06	57.02	41.22
13-1020	Buyers and Purchasing Agents	940	43.37	28.10	51.00	39.94
13-1031	Claims Adjusters, Examiners, and Investigators	510	36.22	23.56	42.55	31.17
13-1041	Compliance Officers	1,740	44.64	30.33	51.80	44.14
13-1051	Cost Estimators	760	36.62	25.75	42.05	35.00
13-1071	Human Resources Specialists	2,280	41.67	26.00	49.51	36.78
13-1075	Labor Relations Specialists	180	45.12	27.16	54.11	41.47
13-1081	Logisticians	540	50.41	34.30	58.46	49.60
13-1082	Project Management Specialists	1,820	56.27	37.81	65.51	49.72
13-1111	Management Analysts	3,410	51.57	29.74	62.48	45.89
13-1121	Meeting, Convention, and Event Planners	250	29.26	19.75	34.02	29.50
13-1131	Fundraisers	230	34.61	25.15	39.34	33.97
13-1141	Compensation, Benefits, and Job Analysis Specialists	270	46.77	29.53	55.39	41.10
13-1151	Training and Development Specialists	740	38.75	25.64	45.31	35.63
13-1161	Market Research Analysts and Marketing Specialists	2,080	47.05	29.46	55.84	41.05
13-1199	Business Operations Specialists, All Other	910	43.52	27.99	51.28	38.68
13-2011	Accountants and Auditors	4,410	47.11	30.55	55.38	40.86
13-2020	Property Appraisers and Assessors	40	32.84	27.19	35.67	30.18
13-2031	Budget Analysts	100	43.84	33.56	48.98	43.68
13-2041	Credit Analysts	550	56.17	34.04	67.24	48.23
13-2051	Financial and Investment Analysts	2,790	52.39	33.37	61.90	46.51
13-2052	Personal Financial Advisors	630	62.80	31.63	78.38	52.93
13-2053	Insurance Underwriters	50	45.48	30.86	52.80	46.64
13-2054	Financial Risk Specialists	1,480	60.59	42.71	69.53	64.10
13-2061	Financial Examiners	600	42.26	28.35	49.21	38.17
13-2071	Credit Counselors	50	28.40	21.51	31.85	27.11
13-2072	Loan Officers	1,360	42.03	25.28	50.40	38.26
13-2081	Tax Examiners and Collectors, and Revenue Agents	70	33.36	22.87	38.60	29.88

SOC	OCCUPATIONAL TITLE	Empl	(\$) Mean	(\$) Entry	(\$) Exp	(\$) Median
13-2082	Tax Preparers	100	24.63	13.84	30.03	22.66
13-2099	Financial Specialists, All Other	1,220	47.74	27.56	57.83	37.06
15-0000	<u>Computer and Mathematical Occupations</u>	13,570	56.63	34.14	67.87	57.14
15-1211	Computer Systems Analysts	1,960	58.28	39.18	67.84	59.20
15-1212	Information Security Analysts	600	64.43	45.49	73.91	65.57
15-1231	Computer Network Support Specialists	150	32.97	23.69	37.61	35.01
15-1232	Computer User Support Specialists	1,530	31.65	19.74	37.61	30.69
15-1241	Computer Network Architects	650	65.87	49.04	74.29	62.98
15-1242	Database Administrators	670	51.40	33.87	60.16	49.99
15-1243	Database Architects	60	76.34	64.30	82.36	71.88
15-1244	Network and Computer Systems Administrators	700	45.54	30.65	52.98	44.50
15-1251	Computer Programmers	340	51.72	35.15	60.01	53.22
15-1252	Software Developers	4,060	64.03	46.70	72.69	63.35
15-1253	Software Quality Assurance Analysts and Testers	470	54.56	34.16	64.76	50.83
15-1254	Web Developers	110	51.64	37.83	58.55	49.36
15-1255	Web and Digital Interface Designers	120	35.59	21.98	42.40	32.52
15-1299	Computer Occupations, All Other	970	70.36	42.44	84.33	62.42
15-2031	Operations Research Analysts	620	52.15	33.64	61.41	50.67
15-2041	Statisticians	100	61.21	42.85	70.39	63.01
15-2051	Data Scientists	440	63.28	38.99	75.43	66.72
17-0000	<u>Architecture and Engineering Occupations</u>	4,150	49.33	29.70	59.15	48.66
17-1011	Architects, Except Landscape and Naval	70	48.36	37.44	53.82	51.13
17-1012	Landscape Architects	10	41.56	30.09	47.30	41.91
17-1022	Surveyors	90	44.36	36.31	48.39	40.51
17-2011	Aerospace Engineers	30	63.67	46.60	72.20	64.48
17-2031	Bioengineers and Biomedical Engineers	20	N/A	N/A	N/A	N/A
17-2041	Chemical Engineers	400	61.65	40.78	72.09	62.64
17-2051	Civil Engineers	560	52.91	36.15	61.28	49.93
17-2071	Electrical Engineers	470	55.91	38.67	64.53	53.75
17-2072	Electronics Engineers, Except Computer	30	57.26	43.16	64.32	57.33

SOC	OCCUPATIONAL TITLE	Empl	(\$) Mean	(\$) Entry	(\$) Exp	(\$) Median
17-2081	Environmental Engineers	90	55.13	33.18	66.11	53.39
17-2111	Health and Safety Engineers	50	53.39	34.84	62.67	55.87
17-2112	Industrial Engineers	630	53.97	41.95	59.97	54.93
17-2131	Materials Engineers	30	63.97	43.28	74.31	72.99
17-2141	Mechanical Engineers	450	55.86	38.32	64.63	51.07
17-2199	Engineers, All Other	160	65.17	38.16	78.67	70.62
17-3011	Architectural and Civil Drafters	210	29.57	22.10	33.30	28.94
17-3012	Electrical and Electronics Drafters	40	37.34	24.17	43.92	38.34
17-3013	Mechanical Drafters	110	30.13	20.93	34.73	29.18
17-3019	Drafters, All Other	20	34.85	18.71	42.92	35.41
17-3022	Civil Engineering Technologists and Technicians	140	26.65	18.47	30.74	22.33
17-3023	Electrical and Electronic Engineering Technologists and Technicians	150	29.24	19.90	33.90	27.85
17-3025	Environmental Engineering Technologists and Technicians	20	42.26	35.42	45.68	40.13
17-3026	Industrial Engineering Technologists and Technicians	30	33.20	26.08	36.76	30.54
17-3027	Mechanical Engineering Technologists and Technicians	90	32.84	26.46	36.02	35.67
17-3029	Engineering Technologists and Technicians, Except Drafters, All Other	40	32.49	23.01	37.23	32.28
17-3031	Surveying and Mapping Technicians	130	25.32	21.46	27.25	23.52
19-0000	<u>Life, Physical, and Social Science Occupations</u>	5,370	45.38	26.27	54.93	40.11
19-1013	Soil and Plant Scientists	90	34.29	29.18	36.84	30.24
19-1021	Biochemists and Biophysicists	710	46.28	26.41	56.21	47.38
19-1022	Microbiologists	110	39.18	28.18	44.68	34.47
19-1042	Medical Scientists, Except Epidemiologists	340	54.02	31.57	65.24	51.98
19-2031	Chemists	1,260	57.64	41.10	65.91	53.08
19-2032	Materials Scientists	120	57.04	31.19	69.97	53.13
19-2041	Environmental Scientists and Specialists, Including Health	120	33.56	22.24	39.23	33.10
19-2042	Geoscientists, Except Hydrologists and Geographers	70	38.79	27.46	44.46	30.12
19-3022	Survey Researchers	110	32.00	26.35	34.83	30.68
19-3033	Clinical and Counseling Psychologists	170	87.50	39.21	111.64	51.37
19-3034	School Psychologists	240	41.00	29.67	46.67	43.82
19-3041	Sociologists	20	65.50	45.81	75.35	75.58
19-3051	Urban and Regional Planners	130	33.13	22.16	38.61	30.93

SOC	OCCUPATIONAL TITLE	Empl	(\$) Mean	(\$) Entry	(\$) Exp	(\$) Median
19-3099	Social Scientists and Related Workers, All Other	50	46.14	31.11	53.66	39.52
19-4021	Biological Technicians	190	26.68	21.13	29.45	25.50
19-4031	Chemical Technicians	570	32.60	23.41	37.20	32.54
19-4042	Environmental Science and Protection Technicians, Including Health	60	23.64	18.26	26.34	21.95
19-4043	Geological Technicians, Except Hydrologic Technicians	20	24.54	19.05	27.28	22.83
19-4099	Life, Physical, and Social Science Technicians, All Other	60	27.46	23.25	29.57	29.19
19-5011	Occupational Health and Safety Specialists	310	46.83	30.78	54.86	45.92
19-5012	Occupational Health and Safety Technicians	180	28.23	22.49	31.10	27.89
21-0000	<u>Community and Social Service Occupations</u>	5,290	26.87	18.14	31.23	23.96
21-1012	Educational, Guidance, and Career Counselors and Advisors	960	32.61	21.21	38.31	30.63
21-1013	Marriage and Family Therapists	280	29.76	23.97	32.65	28.91
21-1015	Rehabilitation Counselors	400	20.77	17.14	22.59	17.81
21-1018	Substance Abuse, Behavioral Disorder, and Mental Health Counselors	880	24.73	17.50	28.35	22.10
21-1019	Counselors, All Other	40	32.77	22.18	38.06	31.46
21-1021	Child, Family, and School Social Workers	500	23.22	18.45	25.61	21.55
21-1022	Healthcare Social Workers	440	31.34	21.74	36.14	31.79
21-1023	Mental Health and Substance Abuse Social Workers	230	28.30	21.98	31.45	26.59
21-1029	Social Workers, All Other	100	41.23	27.08	48.31	44.66
21-1091	Health Education Specialists	200	34.12	22.55	39.90	31.42
21-1093	Social and Human Service Assistants	670	19.07	16.10	20.55	18.30
21-1094	Community Health Workers	150	26.05	19.19	29.48	27.76
21-1099	Community and Social Service Specialists, All Other	190	24.20	18.36	27.12	24.25
21-2011	Clergy	40	33.07	24.07	37.57	29.69
23-0000	<u>Legal Occupations</u>	4,230	75.78	28.89	99.23	55.96
23-1011	Lawyers	2,380	106.48	53.21	133.11	95.55
23-2011	Paralegals and Legal Assistants	1,300	35.14	24.25	40.58	31.94
23-2093	Title Examiners, Abstractors, and Searchers	60	27.35	19.46	31.29	26.72
23-2099	Legal Support Workers, All Other	300	36.58	25.07	42.33	34.57

SOC	OCCUPATIONAL TITLE	Empl	(\$) Mean	(\$) Entry	(\$) Exp	(\$) Median
25-0000	<u>Educational Instruction and Library Occupations</u>	18,600	30.38	16.65	37.24	29.03
25-1011	Business Teachers, Postsecondary	300	105,949	56,412	130,718	84,949
25-1021	Computer Science Teachers, Postsecondary	130	89,612	50,783	109,027	83,464
25-1022	Mathematical Science Teachers, Postsecondary	120	75,248	45,718	90,013	65,754
25-1032	Engineering Teachers, Postsecondary	280	107,028	66,690	127,197	106,912
25-1066	Psychology Teachers, Postsecondary	NA	83,462	53,586	98,401	83,208
25-1067	Sociology Teachers, Postsecondary	50	77,657	56,020	88,475	83,361
25-1071	Health Specialties Teachers, Postsecondary	190	119,732	54,109	152,543	99,882
25-1072	Nursing Instructors and Teachers, Postsecondary	150	98,520	58,002	118,779	86,019
25-1111	Criminal Justice and Law Enforcement Teachers, Postsecondary	20	N/A	N/A	N/A	N/A
25-1112	Law Teachers, Postsecondary	20	160,036	126,312	176,898	140,297
25-1124	Foreign Language and Literature Teachers, Postsecondary	100	65,535	43,400	76,603	61,067
25-1194	Career/Technical Education Teachers, Postsecondary	130	26.77	20.91	29.69	27.32
25-1199	Postsecondary Teachers, All Other	50	76,264	41,145	93,823	66,329
25-2011	Preschool Teachers, Except Special Education	1,380	32,753	28,604	34,828	31,189
25-2012	Kindergarten Teachers, Except Special Education	150	59,216	45,013	66,318	59,435
25-2021	Elementary School Teachers, Except Special Education	2,430	70,087	52,805	78,728	64,806
25-2022	Middle School Teachers, Except Special and Career/Technical Education	1,230	76,781	54,953	87,695	81,797
25-2031	Secondary School Teachers, Except Special and Career/Technical Education	2,420	74,824	55,310	84,581	80,171
25-2032	Career/Technical Education Teachers, Secondary School	210	84,057	71,544	90,313	83,305
25-2052	Special Education Teachers, Kindergarten and Elementary School	660	67,218	53,652	74,001	63,009
25-2057	Special Education Teachers, Middle School	220	77,277	58,462	86,685	82,067
25-2058	Special Education Teachers, Secondary School	610	80,586	63,444	89,157	82,224
25-3011	Adult Basic and Secondary Education, and Second Language Instructors	110	29.98	19.61	35.17	34.87
25-3021	Self-Enrichment Teachers	280	23.95	12.92	29.46	18.51
25-3031	Substitute Teachers, Short-Term	1,260	17.91	13.69	20.02	17.63
25-3041	Tutors	400	16.20	12.98	17.80	15.04
25-3099	Teachers and Instructors, All Other	100	49,308	27,544	60,189	44,990
25-4011	Archivists	30	29.63	24.30	32.29	24.90
25-4012	Curators	60	30.58	21.31	35.21	29.78
25-4013	Museum Technicians and Conservators	40	24.61	16.19	28.82	23.28
25-4022	Librarians and Media Collections Specialists	250	40.27	28.46	46.17	38.93

SOC	OCCUPATIONAL TITLE	Empl	(\$) Mean	(\$) Entry	(\$) Exp	(\$) Median
25-4031	Library Technicians	140	23.61	18.03	26.40	23.76
25-9031	Instructional Coordinators	650	34.27	22.84	39.98	31.68
25-9044	Teaching Assistants, Postsecondary	250	33,985	24,440	38,758	29,840
25-9045	Teaching Assistants, Except Postsecondary	2,730	38,993	30,239	43,369	37,846
25-9099	Educational Instruction and Library Workers, All Other	10	28.05	21.40	31.37	24.30
27-0000	<u>Arts, Design, Entertainment, Sports, and Media Occupations</u>	3,060	31.35	16.16	38.94	26.87
27-1011	Art Directors	60	46.97	37.32	51.79	46.86
27-1023	Floral Designers	70	16.63	12.59	18.65	16.00
27-1024	Graphic Designers	310	28.09	18.45	32.92	25.48
27-1025	Interior Designers	100	25.83	17.69	29.90	22.51
27-1026	Merchandise Displayers and Window Trimmers	480	17.58	14.06	19.34	16.60
27-2012	Producers and Directors	80	47.20	21.85	59.87	38.35
27-2022	Coaches and Scouts	440	62,410	29,176	79,026	47,264
27-2023	Umpires, Referees, and Other Sports Officials	NA	41,905	24,576	50,569	29,461
27-2042	Musicians and Singers	60	32.53	17.92	39.83	25.08
27-2091	Disc Jockeys, Except Radio	50	43.47	26.38	52.02	50.00
27-3023	News Analysts, Reporters, and Journalists	50	40.71	21.44	50.34	31.46
27-3031	Public Relations Specialists	680	38.09	24.91	44.68	34.77
27-3041	Editors	120	40.06	25.22	47.48	36.36
27-3042	Technical Writers	70	51.09	33.69	59.79	48.57
27-3043	Writers and Authors	40	36.83	25.38	42.56	31.71
27-3091	Interpreters and Translators	60	30.73	18.53	36.83	30.02
27-4011	Audio and Video Technicians	50	31.48	24.21	35.11	30.30
27-4012	Broadcast Technicians	20	34.90	19.62	42.54	37.24
27-4021	Photographers	90	23.33	16.33	26.84	21.37
29-0000	<u>Healthcare Practitioners and Technical Occupations</u>	20,990	52.33	27.53	64.73	43.40
29-1011	Chiropractors	60	71.34	23.14	95.44	60.51
29-1021	Dentists, General	230	102.98	59.45	124.75	104.48
29-1031	Dietitians and Nutritionists	230	36.11	29.52	39.41	32.90
29-1041	Optometrists	110	69.92	47.82	80.97	72.29

SOC	OCCUPATIONAL TITLE	Empl	(\$) Mean	(\$) Entry	(\$) Exp	(\$) Median
29-1051	Pharmacists	560	65.94	51.22	73.30	65.13
29-1071	Physician Assistants	460	65.35	52.35	71.85	65.15
29-1081	Podiatrists	50	86.08	58.28	99.98	86.51
29-1122	Occupational Therapists	300	45.69	33.69	51.69	46.23
29-1123	Physical Therapists	700	50.60	40.19	55.81	49.84
29-1125	Recreational Therapists	50	22.80	18.98	24.71	19.57
29-1126	Respiratory Therapists	280	42.30	36.75	45.08	40.39
29-1127	Speech-Language Pathologists	390	45.16	35.15	50.17	45.76
29-1128	Exercise Physiologists	60	22.82	15.95	26.26	21.65
29-1131	Veterinarians	110	61.54	40.70	71.96	59.10
29-1141	Registered Nurses	8,090	46.15	36.51	50.97	46.50
29-1151	Nurse Anesthetists	60	92.64	57.34	110.29	85.19
29-1161	Nurse Midwives	20	63.81	52.85	69.29	64.61
29-1171	Nurse Practitioners	770	62.01	49.60	68.21	62.63
29-1181	Audiologists	30	42.45	35.20	46.08	39.80
29-1215	Family Medicine Physicians	390	121.89	68.23	148.72	109.06
29-1221	Pediatricians, General	230	88.79	43.93	111.22	101.91
29-1223	Psychiatrists	60	98.60	36.86	129.47	106.21
29-1224	Radiologists	180	N/A	154.34	N/A	N/A
29-1241	Ophthalmologists, Except Pediatric	20	229.18	54.90	N/A	N/A
29-1242	Orthopedic Surgeons, Except Pediatric	30	228.51	144.70	N/A	N/A
29-1249	Surgeons, All Other	100	N/A	N/A	N/A	N/A
29-1292	Dental Hygienists	450	47.87	42.00	50.80	46.91
29-2010	Clinical Laboratory Technologists and Technicians	380	34.17	24.70	38.91	32.90
29-2031	Cardiovascular Technologists and Technicians	220	31.82	19.91	37.77	23.73
29-2032	Diagnostic Medical Sonographers	120	40.71	34.81	43.66	40.48
29-2033	Nuclear Medicine Technologists	70	42.82	36.52	45.97	40.07
29-2034	Radiologic Technologists and Technicians	380	37.71	30.04	41.55	38.51
29-2035	Magnetic Resonance Imaging Technologists	180	43.20	37.34	46.13	41.69
29-2042	Emergency Medical Technicians	480	23.39	19.33	25.42	21.16
29-2051	Dietetic Technicians	20	19.83	16.21	21.64	17.42
29-2052	Pharmacy Technicians	750	20.99	17.13	22.92	20.35

SOC	OCCUPATIONAL TITLE	Empl	(\$) Mean	(\$) Entry	(\$) Exp	(\$) Median
29-2053	Psychiatric Technicians	70	22.02	17.38	24.34	22.55
29-2055	Surgical Technologists	230	28.87	23.25	31.69	30.00
29-2056	Veterinary Technologists and Technicians	450	21.09	16.38	23.45	18.35
29-2057	Ophthalmic Medical Technicians	80	20.72	17.99	22.08	18.16
29-2061	Licensed Practical and Licensed Vocational Nurses	1,050	31.12	27.39	32.99	30.96
29-2072	Medical Records Specialists	360	24.90	18.54	28.08	24.25
29-2081	Opticians, Dispensing	240	19.11	15.37	20.97	18.34
29-2099	Health Technologists and Technicians, All Other	190	29.65	16.49	36.23	25.79
29-9021	Health Information Technologists and Medical Registrars	130	31.81	27.69	33.87	31.96
29-9091	Athletic Trainers	90	57,776	47,715	62,806	53,844
29-9099	Healthcare Practitioners and Technical Workers, All Other	30	N/A	N/A	N/A	N/A
31-0000	<u>Healthcare Support Occupations</u>	12,920	18.40	13.57	20.82	17.28
31-1120	Home Health and Personal Care Aides	5,750	15.47	12.29	17.07	15.22
31-1131	Nursing Assistants	3,470	18.71	15.39	20.38	18.72
31-1133	Psychiatric Aides	50	22.91	17.01	25.86	24.64
31-2011	Occupational Therapy Assistants	50	35.69	27.63	39.73	39.35
31-2021	Physical Therapist Assistants	200	32.73	27.08	35.56	31.79
31-2022	Physical Therapist Aides	130	15.60	12.77	17.01	14.23
31-9011	Massage Therapists	130	34.29	22.46	40.20	29.00
31-9091	Dental Assistants	610	24.21	16.12	28.25	21.81
31-9092	Medical Assistants	1,680	20.53	17.42	22.09	20.00
31-9093	Medical Equipment Preparers	180	26.07	22.84	27.69	24.31
31-9094	Medical Transcriptionists	40	20.48	15.87	22.78	20.31
31-9095	Pharmacy Aides	180	17.34	12.65	19.69	17.03
31-9096	Veterinary Assistants and Laboratory Animal Caretakers	50	21.42	16.60	23.83	20.75
31-9097	Phlebotomists	160	24.40	21.01	26.09	24.13
31-9099	Healthcare Support Workers, All Other	70	26.56	19.72	29.99	27.28
33-0000	<u>Protective Service Occupations</u>	6,620	25.88	15.20	31.22	22.23
33-1012	First-Line Supervisors of Police and Detectives	200	59.62	49.66	64.60	59.96
33-1021	First-Line Supervisors of Firefighting and Prevention Workers	40	40.10	29.03	45.63	39.30

SOC	OCCUPATIONAL TITLE	Empl	(\$) Mean	(\$) Entry	(\$) Exp	(\$) Median
33-1091	First-Line Supervisors of Security Workers	250	34.56	25.54	39.06	36.35
33-1099	First-Line Supervisors of Protective Service Workers, All Other	40	21.69	13.71	25.68	13.92
33-2011	Firefighters	430	24.90	19.15	27.78	21.75
33-2021	Fire Inspectors and Investigators	70	27.26	16.85	32.46	24.03
33-3021	Detectives and Criminal Investigators	70	51.07	28.98	62.12	39.99
33-3041	Parking Enforcement Workers	140	19.26	17.30	20.25	17.97
33-3051	Police and Sheriff's Patrol Officers	1,030	40.35	31.15	44.96	41.95
33-9021	Private Detectives and Investigators	70	24.43	20.44	26.43	21.97
33-9032	Security Guards	2,410	18.03	14.16	19.97	16.92
33-9092	Lifeguards, Ski Patrol, and Other Recreational Protective Service Workers	200	12.42	11.75	12.75	11.75
33-9094	School Bus Monitors	90	17.43	15.43	18.43	16.15
35-0000	<u>Food Preparation and Serving Related Occupations</u>	23,670	16.91	12.65	19.04	14.81
35-1011	Chefs and Head Cooks	260	29.56	20.70	33.99	28.34
35-1012	First-Line Supervisors of Food Preparation and Serving Workers	2,120	23.49	17.81	26.33	22.59
35-2011	Cooks, Fast Food	830	14.69	12.54	15.77	14.01
35-2012	Cooks, Institution and Cafeteria	1,480	20.25	17.03	21.86	20.89
35-2014	Cooks, Restaurant	2,930	16.87	13.63	18.49	17.02
35-2015	Cooks, Short Order	30	15.13	13.09	16.16	13.94
35-2021	Food Preparation Workers	920	16.07	13.10	17.56	15.51
35-3011	Bartenders	1,060	18.27	12.20	21.30	13.95
35-3023	Fast Food and Counter Workers	7,270	14.69	12.50	15.78	14.20
35-3031	Waiters and Waitresses	4,230	17.27	12.06	19.87	13.74
35-3041	Food Servers, Nonrestaurant	430	15.12	13.19	16.08	14.43
35-9011	Dining Room and Cafeteria Attendants and Bartender Helpers	550	14.85	12.50	16.03	13.99
35-9021	Dishwashers	680	14.37	12.38	15.37	13.45
35-9031	Hosts and Hostesses, Restaurant, Lounge, and Coffee Shop	810	13.87	11.93	14.85	12.96
35-9099	Food Preparation and Serving Related Workers, All Other	90	15.51	12.44	17.04	12.50
37-0000	<u>Building and Grounds Cleaning and Maintenance Occupations</u>	8,830	18.42	13.79	20.73	16.88
37-1011	First-Line Supervisors of Housekeeping and Janitorial Workers	510	25.30	17.12	29.40	24.82
37-1012	First-Line Supervisors of Landscaping and Groundskeeping Workers	230	29.26	20.65	33.56	29.28

SOC	OCCUPATIONAL TITLE	Empl	(\$) Mean	(\$) Entry	(\$) Exp	(\$) Median
37-2011	Janitors and Cleaners, Except Maids and Housekeeping Cleaners	5,000	16.92	13.33	18.71	15.47
37-2012	Maids and Housekeeping Cleaners	1,030	15.18	13.54	16.00	14.39
37-2019	Building Cleaning Workers, All Other	230	25.48	15.46	30.49	20.00
37-2021	Pest Control Workers	160	25.72	20.16	28.50	22.80
37-3011	Landscaping and Groundskeeping Workers	1,640	19.46	16.16	21.11	17.94
37-3013	Tree Trimmers and Pruners	10	32.61	26.14	35.84	34.22
39-0000	<u>Personal Care and Service Occupations</u>	7,010	18.03	12.56	20.77	14.97
39-1014	First-Line Supervisors of Entertainment and Recreation Workers	270	28.72	20.54	32.81	28.05
39-1022	First-Line Supervisors of Personal Service Workers	160	26.85	17.84	31.35	23.16
39-2011	Animal Trainers	60	20.68	15.45	23.30	18.67
39-2021	Animal Caretakers	610	15.88	13.13	17.25	15.08
39-3031	Ushers, Lobby Attendants, and Ticket Takers	170	14.71	12.83	15.66	14.09
39-3091	Amusement and Recreation Attendants	900	14.00	12.22	14.89	13.35
39-4021	Funeral Attendants	100	21.38	18.06	23.04	21.46
39-4031	Morticians, Undertakers, and Funeral Arrangers	40	34.96	27.40	38.75	38.16
39-5012	Hairdressers, Hairstylists, and Cosmetologists	870	19.43	12.61	22.84	16.69
39-5092	Manicurists and Pedicurists	530	14.43	13.29	15.00	13.55
39-5093	Shampooers	60	12.18	11.75	12.40	11.75
39-5094	Skincare Specialists	250	23.32	14.77	27.59	18.82
39-7010	Tour and travel guides	240	14.79	13.28	15.54	13.58
39-9011	Childcare Workers	540	13.12	11.75	13.80	12.08
39-9031	Exercise Trainers and Group Fitness Instructors	830	22.95	13.84	27.51	21.33
39-9032	Recreation Workers	810	15.53	12.17	17.22	14.22
39-9041	Residential Advisors	290	17.30	13.92	18.99	15.08
41-0000	<u>Sales and Related Occupations</u>	26,860	26.22	13.53	32.57	17.77
41-1011	First-Line Supervisors of Retail Sales Workers	2,370	27.51	19.44	31.55	25.41
41-1012	First-Line Supervisors of Non-Retail Sales Workers	740	54.06	35.75	63.21	48.76
41-2011	Cashiers	7,700	15.08	12.59	16.32	14.52
41-2021	Counter and Rental Clerks	430	21.28	15.52	24.16	18.37
41-2022	Parts Salespersons	370	20.87	15.35	23.63	18.56

SOC	OCCUPATIONAL TITLE	Empl	(\$) Mean	(\$) Entry	(\$) Exp	(\$) Median
41-2031	Retail Salespersons	7,080	17.57	12.77	19.97	15.79
41-3011	Advertising Sales Agents	100	30.51	18.52	36.50	27.54
41-3021	Insurance Sales Agents	750	32.58	19.00	39.37	27.96
41-3031	Securities, Commodities, and Financial Services Sales Agents	1,990	50.66	22.87	64.55	39.76
41-3041	Travel Agents	70	25.77	19.38	28.96	23.73
41-3091	Sales Representatives of Services	2,010	36.54	19.93	44.85	31.42
41-4011	Sales Reps., Wholesale and Manuf., Technical and Scientific Products	720	59.62	34.46	72.19	60.35
41-4012	Sales Reps., Wholesale and Manuf., Except Tech. and Scientific Products	1,720	39.62	23.20	47.83	36.70
41-9021	Real Estate Brokers	70	39.88	26.93	46.35	43.60
41-9022	Real Estate Sales Agents	550	27.08	15.25	33.00	20.99
41-9031	Sales Engineers	80	88.97	57.41	104.75	84.12
41-9041	Telemarketers	40	18.97	14.43	21.25	17.79
41-9099	Sales and Related Workers, All Other	50	18.84	12.41	22.06	16.53
43-0000	<u>Office and Administrative Support Occupations</u>	41,230	24.44	16.44	28.44	22.81
43-1011	First-Line Supervisors of Office and Administrative Support Workers	4,220	35.62	24.16	41.36	34.39
43-2011	Switchboard Operators, Including Answering Service	80	18.62	15.51	20.18	18.48
43-3011	Bill and Account Collectors	460	22.81	17.05	25.69	22.68
43-3021	Billing and Posting Clerks	780	25.01	19.34	27.84	24.69
43-3031	Bookkeeping, Accounting, and Auditing Clerks	3,440	25.70	18.86	29.11	24.43
43-3051	Payroll and Timekeeping Clerks	260	24.37	13.48	29.82	24.38
43-3061	Procurement Clerks	90	21.35	16.52	23.77	19.99
43-3071	Tellers	520	22.02	18.16	23.94	21.10
43-3099	Financial Clerks, All Other	480	27.79	22.22	30.58	24.27
43-4011	Brokerage Clerks	230	27.23	24.28	28.70	24.44
43-4031	Court, Municipal, and License Clerks	400	19.10	16.13	20.59	18.32
43-4041	Credit Authorizers, Checkers, and Clerks	500	26.86	15.85	32.37	29.71
43-4051	Customer Service Representatives	4,910	23.42	16.27	27.00	21.54
43-4061	Eligibility Interviewers, Government Programs	60	19.84	15.01	22.25	18.06
43-4071	File Clerks	450	16.04	13.92	17.09	15.14
43-4081	Hotel, Motel, and Resort Desk Clerks	310	15.62	13.93	16.47	16.27
43-4111	Interviewers, Except Eligibility and Loan	390	24.22	21.03	25.82	23.23

SOC	OCCUPATIONAL TITLE	Empl	(\$) Mean	(\$) Entry	(\$) Exp	(\$) Median
43-4121	Library Assistants, Clerical	170	15.94	14.14	16.84	16.43
43-4131	Loan Interviewers and Clerks	620	28.19	21.06	31.76	27.21
43-4141	New Accounts Clerks	130	23.97	21.89	25.01	22.88
43-4151	Order Clerks	70	18.70	14.35	20.88	16.44
43-4161	Human Resources Assistants, Except Payroll and Timekeeping	180	24.04	18.67	26.72	23.09
43-4171	Receptionists and Information Clerks	1,380	16.68	13.20	18.42	16.53
43-4181	Reservation and Transportation Ticket Agents and Travel Clerks	40	24.58	21.12	26.30	22.71
43-4199	Information and Record Clerks, All Other	140	22.35	16.05	25.50	21.68
43-5011	Cargo and Freight Agents	30	30.68	26.98	32.54	28.26
43-5021	Couriers and Messengers	260	16.77	13.54	18.38	17.15
43-5032	Dispatchers, Except Police, Fire, and Ambulance	350	24.26	18.13	27.33	23.69
43-5041	Meter Readers, Utilities	10	27.32	20.69	30.64	26.73
43-5051	Postal Service Clerks	NA	28.40	21.62	31.80	27.66
43-5052	Postal Service Mail Carriers	NA	28.22	20.45	32.11	27.00
43-5053	Postal Service Mail Sorters, Processors, and Processing Machine Operators	NA	26.99	20.10	30.43	25.69
43-5061	Production, Planning, and Expediting Clerks	350	30.60	21.33	35.23	28.01
43-5071	Shipping, Receiving, and Inventory Clerks	1,720	20.23	14.91	22.89	18.45
43-5111	Weighers, Measurers, Checkers, and Samplers, Recordkeeping	170	26.83	24.62	27.93	27.78
43-6011	Executive Secretaries and Executive Administrative Assistants	1,140	37.63	28.27	42.31	37.61
43-6012	Legal Secretaries and Administrative Assistants	800	27.85	17.43	33.07	28.88
43-6013	Medical Secretaries and Administrative Assistants	3,780	20.65	16.47	22.74	19.22
43-6014	Secretaries and Admin. Assistants, Except Legal, Medical, and Executive	5,010	22.77	16.99	25.66	22.99
43-9021	Data Entry Keyers	350	17.47	14.11	19.16	17.20
43-9022	Word Processors and Typists	20	27.38	19.01	31.56	23.85
43-9041	Insurance Claims and Policy Processing Clerks	530	23.43	20.62	24.83	22.32
43-9051	Mail Clerks and Mail Machine Operators, Except Postal Service	540	17.57	15.10	18.81	17.08
43-9061	Office Clerks, General	3,460	20.39	14.57	23.30	19.03
43-9071	Office Machine Operators, Except Computer	240	19.91	16.03	21.86	19.19
43-9199	Office and Administrative Support Workers, All Other	810	25.14	20.54	27.44	21.63
45-0000	Farming, Fishing, and Forestry Occupations	300	20.32	13.09	23.94	18.79
45-1011	First-Line Supervisors of Farming, Fishing, and Forestry Workers	30	33.12	26.41	36.48	31.64

SOC	OCCUPATIONAL TITLE	Empl	(\$) Mean	(\$) Entry	(\$) Exp	(\$) Median
45-2011	Agricultural Inspectors	20	30.31	23.16	33.89	31.13
45-2092	Farmworkers and Laborers, Crop, Nursery, and Greenhouse	100	16.41	12.16	18.53	13.87
45-2093	Farmworkers, Farm, Ranch, and Aquacultural Animals	30	19.63	14.11	22.39	20.65
45-4011	Forest and Conservation Workers	90	16.63	13.19	18.35	16.00
47-0000	Construction and Extraction Occupations	9,980	31.02	20.15	36.45	29.17
47-1011	First-Line Supervisors of Construction Trades and Extraction Workers	1,470	43.25	31.15	49.29	40.43
47-2011	Boilermakers	10	38.35	36.55	39.25	37.74
47-2021	Brickmasons and Blockmasons	120	34.50	26.55	38.47	30.84
47-2031	Carpenters	910	30.64	23.17	34.37	29.87
47-2041	Carpet Installers	100	24.70	16.61	28.75	24.25
47-2044	Tile and Stone Setters	20	29.93	20.40	34.69	24.22
47-2051	Cement Masons and Concrete Finishers	290	26.83	21.15	29.67	24.37
47-2061	Construction Laborers	1,540	23.76	17.35	26.97	23.86
47-2071	Paving, Surfacing, and Tamping Equipment Operators	100	32.07	24.09	36.05	35.63
47-2073	Operating Engineers and Other Construction Equipment Operators	660	30.86	20.58	36.00	28.75
47-2081	Drywall and Ceiling Tile Installers	200	25.89	21.18	28.24	24.79
47-2111	Electricians	1,580	33.05	20.96	39.10	31.39
47-2121	Glaziers	20	22.35	18.30	24.37	21.80
47-2132	Insulation Workers, Mechanical	110	27.26	20.50	30.64	26.21
47-2141	Painters, Construction and Maintenance	400	24.25	19.03	26.86	22.93
47-2151	Pipelayers	20	27.01	21.19	29.91	28.13
47-2152	Plumbers, Pipefitters, and Steamfitters	800	32.99	22.40	38.29	31.22
47-2181	Roofers	130	25.86	19.41	29.08	29.55
47-2211	Sheet Metal Workers	200	29.87	19.90	34.85	28.10
47-2221	Structural Iron and Steel Workers	80	28.69	22.13	31.98	28.43
47-3011	Helpers--Brick-, Block-, Stonemasons, and Tile and Marble Setters	60	24.19	21.05	25.76	22.41
47-3012	Helpers--Carpenters	100	17.52	14.86	18.86	16.91
47-3013	Helpers--Electricians	60	17.84	14.45	19.53	18.24
47-3019	Helpers, Construction Trades, All Other	10	18.24	15.62	19.55	16.62
47-4011	Construction and Building Inspectors	390	34.44	26.01	38.66	32.04
47-4021	Elevator and Escalator Installers and Repairers	70	42.81	32.44	47.99	48.12

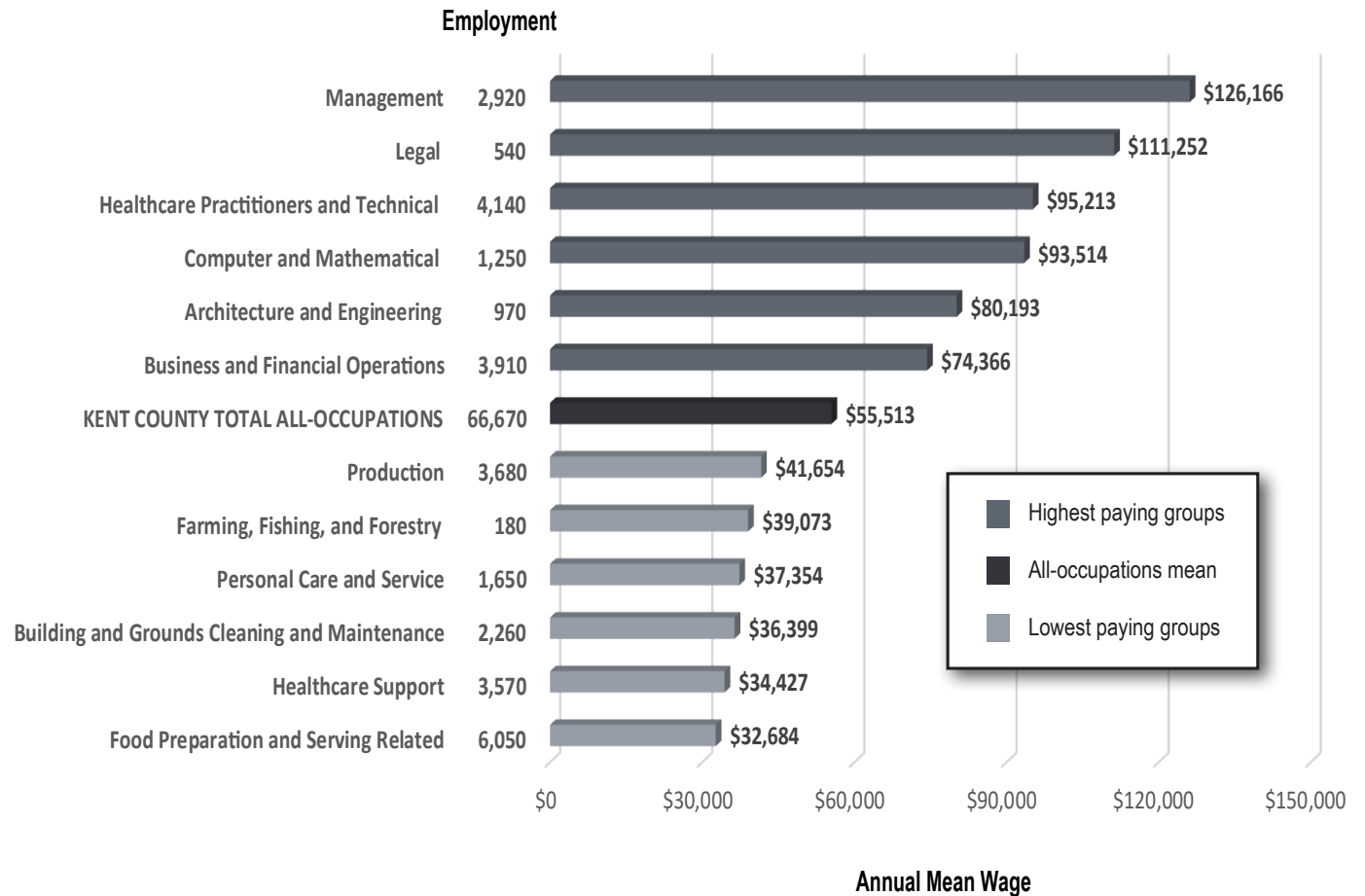
SOC	OCCUPATIONAL TITLE	Empl	(\$) Mean	(\$) Entry	(\$) Exp	(\$) Median
47-4051	Highway Maintenance Workers	40	22.20	18.39	24.10	19.73
47-4071	Septic Tank Servicers and Sewer Pipe Cleaners	80	20.73	16.75	22.72	19.74
47-4090	Miscellaneous Construction and Related Workers	80	24.95	19.23	27.81	23.44
47-5022	Excavating and Loading Machine and Dragline Operators, Surface Mining	30	31.37	27.64	33.24	27.65
47-5023	Earth Drillers, Except Oil and Gas	30	27.93	23.94	29.93	24.61
49-0000	<u>Installation, Maintenance, and Repair Occupations</u>	9,860	31.04	19.58	36.77	29.43
49-1011	First-Line Supervisors of Mechanics, Installers, and Repairers	1,040	42.23	29.69	48.50	40.06
49-2011	Computer, Automated Teller, and Office Machine Repairers	140	22.76	18.51	24.89	22.86
49-2022	Telecommunications Equip. Installers and Repairers, Except Line Installers	290	32.09	25.12	35.58	30.18
49-2094	Electrical and Electronics Repairers, Commercial and Industrial Equipment	50	38.20	27.93	43.34	43.77
49-2095	Electrical and Electronics Repairers, Powerhouse, Substation, and Relay	20	57.29	41.33	65.28	61.88
49-2096	Electronic Equipment Installers and Repairers, Motor Vehicles	30	25.39	23.08	26.55	26.27
49-2098	Security and Fire Alarm Systems Installers	100	29.21	19.02	34.31	29.68
49-3011	Aircraft Mechanics and Service Technicians	170	42.92	36.47	46.15	41.57
49-3021	Automotive Body and Related Repairers	240	26.23	18.27	30.21	23.03
49-3023	Automotive Service Technicians and Mechanics	1,180	27.02	18.04	31.51	26.27
49-3031	Bus and Truck Mechanics and Diesel Engine Specialists	380	30.57	24.00	33.86	29.72
49-3042	Mobile Heavy Equipment Mechanics, Except Engines	230	30.55	22.69	34.48	28.98
49-3051	Motorboat Mechanics and Service Technicians	50	25.89	16.42	30.62	24.89
49-3053	Outdoor Power Equipment and Other Small Engine Mechanics	50	24.13	20.19	26.11	23.50
49-3093	Tire Repairers and Changers	140	17.38	13.09	19.53	17.16
49-9012	Control and Valve Installers and Repairers, Except Mechanical Door	150	39.86	28.77	45.41	37.98
49-9021	Heating, Air Conditioning, and Refrigeration Mechanics and Installers	1,340	33.05	23.00	38.07	30.81
49-9031	Home Appliance Repairers	70	23.93	18.12	26.84	26.38
49-9041	Industrial Machinery Mechanics	530	37.68	28.13	42.46	38.50
49-9044	Millwrights	20	36.16	25.79	41.35	36.70
49-9051	Electrical Power-Line Installers and Repairers	80	40.05	26.89	46.63	36.89
49-9052	Telecommunications Line Installers and Repairers	390	42.18	35.33	45.60	44.84
49-9062	Medical Equipment Repairers	130	36.11	28.06	40.14	31.76
49-9069	Precision Instrument and Equipment Repairers, All Other	70	33.88	25.53	38.05	32.96
49-9071	Maintenance and Repair Workers, General	2,210	25.82	17.64	29.91	23.45

SOC	OCCUPATIONAL TITLE	Empl	(\$) Mean	(\$) Entry	(\$) Exp	(\$) Median
49-9094	Locksmiths and Safe Repairers	20	37.26	28.74	41.53	40.04
49-9098	Helpers--Installation, Maintenance, and Repair Workers	310	19.30	15.46	21.22	18.13
49-9099	Installation, Maintenance, and Repair Workers, All Other	200	24.64	17.01	28.45	22.31
51-0000	<u>Production Occupations</u>	7,590	26.94	16.67	32.08	23.48
51-1011	First-Line Supervisors of Production and Operating Workers	720	42.34	27.62	49.70	39.59
51-2028	Electrical, Electronic, and Electromechanical Assemblers	390	21.13	17.04	23.17	19.01
51-2041	Structural Metal Fabricators and Fitters	70	21.17	17.18	23.17	20.15
51-2090	Miscellaneous Assemblers and Fabricators	580	18.94	15.95	20.44	17.41
51-3011	Bakers	140	17.30	13.59	19.16	15.58
51-3021	Butchers and Meat Cutters	80	24.97	21.40	26.76	23.89
51-3092	Food Batchmakers	210	19.42	14.70	21.78	17.15
51-4021	Extruding and Drawing Machine Operators, Metal and Plastic	460	24.54	19.45	27.09	23.87
51-4031	Cutting, Punching, and Press Machine Operators, Metal and Plastic	60	19.40	15.59	21.31	18.72
51-4033	Grinding, Lapping, Polishing, and Buffing Mach. Operators, Metal and Plastic	50	16.84	15.80	17.36	15.94
51-4041	Machinists	320	27.58	20.08	31.34	24.36
51-4072	Molding, Coremaking, and Casting Machine Operators, Metal and Plastic	100	21.90	17.92	23.89	22.01
51-4111	Tool and Die Makers	10	33.65	27.57	36.69	32.75
51-4121	Welders, Cutters, Solderers, and Brazers	390	28.97	21.61	32.65	28.18
51-5111	Prepress Technicians and Workers	20	28.30	25.08	29.91	29.00
51-5112	Printing Press Operators	170	23.66	17.44	26.76	22.23
51-5113	Print Binding and Finishing Workers	40	26.54	21.21	29.21	28.00
51-6011	Laundry and Dry-Cleaning Workers	340	15.21	12.93	16.35	14.83
51-6031	Sewing Machine Operators	30	18.62	13.84	21.01	16.83
51-6093	Upholsterers	20	22.82	20.05	24.21	21.16
51-7011	Cabinetmakers and Bench Carpenters	50	23.55	18.98	25.84	24.53
51-8021	Stationary Engineers and Boiler Operators	30	36.34	31.42	38.80	37.26
51-8031	Water and Wastewater Treatment Plant and System Operators	100	32.33	23.64	36.68	31.83
51-8099	Plant and System Operators, All Other	10	34.88	30.56	37.04	32.57
51-9011	Chemical Equipment Operators and Tenders	670	32.38	24.20	36.48	29.22
51-9012	Separating, Filtering, Clarifying, Precipitating, and Still Machine Operators	40	22.49	15.91	25.78	21.86
51-9023	Mixing and Blending Machine Setters, Operators, and Tenders	190	28.78	21.81	32.27	30.99
Delaware Wages 2023 - New Castle County		40	https://lmi.delaware.gov/			

SOC	OCCUPATIONAL TITLE	Empl	(\$) Mean	(\$) Entry	(\$) Exp	(\$) Median
51-9061	Inspectors, Testers, Sorters, Samplers, and Weighers	750	26.07	17.78	30.22	27.87
51-9071	Jewelers and Precious Stone and Metal Workers	20	21.07	16.99	23.11	17.82
51-9081	Dental Laboratory Technicians	40	34.14	24.89	38.77	31.04
51-9111	Packaging and Filling Machine Operators and Tenders	180	18.07	15.53	19.35	17.56
51-9124	Coating, Painting, and Spraying Machine Setters, Operators, and Tenders	70	25.14	18.50	28.45	22.01
51-9161	Computer Numerically Controlled Tool Operators	100	21.79	17.57	23.89	21.61
51-9162	Computer Numerically Controlled Tool Programmers	20	33.60	25.52	37.64	30.42
51-9195	Molders, Shapers, and Casters, Except Metal and Plastic	60	21.40	18.95	22.62	21.60
51-9198	Helpers--Production Workers	80	18.85	15.71	20.41	18.91
51-9199	Production Workers, All Other	130	18.15	14.79	19.82	17.87
53-0000	Transportation and Material Moving Occupations	26,550	23.42	15.84	27.22	23.32
53-1047	First-Line Supervisors of Transportation and Material-Moving Workers	1,160	31.43	22.13	36.07	29.67
53-2012	Commercial Pilots	150	173,478	100,087	210,173	197,011
53-3031	Driver/Sales Workers	570	15.49	12.42	17.02	15.12
53-3032	Heavy and Tractor-Trailer Truck Drivers	4,180	27.21	21.78	29.93	26.97
53-3033	Light Truck Drivers	2,400	22.09	14.82	25.72	19.25
53-3051	Bus Drivers, School	570	21.93	18.86	23.46	21.69
53-3052	Bus Drivers, Transit and Intercity	260	26.42	19.84	29.71	29.85
53-3053	Shuttle Drivers and Chauffeurs	350	18.83	12.97	21.77	17.24
53-3099	Motor Vehicle Operators, All Other	120	19.61	13.17	22.83	20.62
53-5021	Captains, Mates, and Pilots of Water Vessels	50	41.22	24.56	49.55	34.14
53-6021	Parking Attendants	100	16.09	13.67	17.30	15.39
53-6031	Automotive and Watercraft Service Attendants	80	17.10	14.77	18.26	16.52
53-7021	Crane and Tower Operators	70	28.85	24.66	30.94	28.99
53-7051	Industrial Truck and Tractor Operators	5,680	26.04	22.67	27.73	27.59
53-7061	Cleaners of Vehicles and Equipment	520	15.74	11.90	17.65	15.11
53-7062	Laborers and Freight, Stock, and Material Movers, Hand	3,400	19.98	16.39	21.78	18.47
53-7063	Machine Feeders and Offbearers	50	22.55	16.80	25.43	18.59
53-7064	Packers and Packagers, Hand	1,300	19.60	12.48	23.16	19.11
53-7065	Stockers and Order Fillers	5,080	19.60	14.18	22.31	18.24
53-7081	Refuse and Recyclable Material Collectors	260	22.11	15.25	25.54	22.88

KENT COUNTY DATA

Annual Mean Wages and Employment for the Highest and Lowest Paying Major Occupational Groups



SOC	OCCUPATIONAL TITLE	Empl	(\$) Mean	(\$) Entry	(\$) Exp	(\$) Median
00-0000	Total all occupations	66,670	26.69	14.18	32.94	21.44
11-0000	Management Occupations	2,920	60.66	32.48	74.74	55.75
11-1011	Chief Executives	180	N/A	N/A	N/A	N/A
11-1021	General and Operations Managers	640	65.44	33.58	81.37	54.97
11-2021	Marketing Managers	50	88.34	62.32	101.35	82.76
11-2022	Sales Managers	80	73.92	45.16	88.30	74.80
11-3012	Administrative Services Managers	50	61.48	41.61	71.41	57.90
11-3013	Facilities Managers	30	53.52	37.83	61.37	55.53
11-3021	Computer and Information Systems Managers	120	71.49	47.84	83.32	65.04
11-3031	Financial Managers	160	80.06	52.71	93.73	70.72
11-3051	Industrial Production Managers	50	63.03	43.97	72.56	60.02
11-3071	Transportation, Storage, and Distribution Managers	30	62.48	38.49	74.47	66.73
11-3121	Human Resources Managers	130	57.44	35.71	68.30	49.64
11-9021	Construction Managers	60	59.83	43.00	68.25	58.60
11-9031	Education and Childcare Administrators, Preschool and Daycare	40	28.89	16.18	35.24	28.24
11-9032	Education Administrators, Kindergarten through Secondary	260	121,712	108,469	128,334	122,275
11-9033	Education Administrators, Postsecondary	80	59.91	33.53	73.10	48.40
11-9039	Education Administrators, All Other	10	43.18	30.05	49.74	45.15
11-9041	Architectural and Engineering Managers	70	75.36	58.15	83.97	78.88
11-9051	Food Service Managers	120	37.32	27.60	42.17	36.01
11-9081	Lodging Managers	10	34.17	26.98	37.76	30.18
11-9111	Medical and Health Services Managers	230	65.36	37.92	79.08	52.63
11-9121	Natural Sciences Managers	40	54.63	40.97	61.46	48.46
11-9131	Postmasters and Mail Superintendents	10	42.20	39.14	43.73	42.08
11-9141	Property, Real Estate, and Community Association Managers	70	29.28	18.76	34.53	24.40
11-9151	Social and Community Service Managers	170	33.38	25.08	37.54	30.78
11-9199	Managers, All Other	100	69.80	43.65	82.88	65.81
13-0000	Business and Financial Operations Occupations	3,910	35.75	22.90	42.18	32.39
13-1020	Buyers and Purchasing Agents	160	35.21	22.27	41.68	31.84
13-1031	Claims Adjusters, Examiners, and Investigators	70	42.82	29.91	49.27	44.84
13-1041	Compliance Officers	350	36.73	26.58	41.81	37.07

SOC	OCCUPATIONAL TITLE	Empl	(\$) Mean	(\$) Entry	(\$) Exp	(\$) Median
13-1051	Cost Estimators	130	34.23	24.31	39.18	31.68
13-1071	Human Resources Specialists	450	30.20	20.86	34.88	28.11
13-1075	Labor Relations Specialists	90	42.81	24.00	52.22	39.11
13-1081	Logisticians	70	41.12	30.90	46.23	38.16
13-1082	Project Management Specialists	180	47.10	35.02	53.14	48.70
13-1111	Management Analysts	550	36.43	24.60	42.34	34.35
13-1121	Meeting, Convention, and Event Planners	30	23.81	16.83	27.29	23.73
13-1131	Fundraisers	40	33.13	22.22	38.59	31.72
13-1141	Compensation, Benefits, and Job Analysis Specialists	20	36.75	21.68	44.28	36.15
13-1151	Training and Development Specialists	190	33.12	23.80	37.78	30.66
13-1161	Market Research Analysts and Marketing Specialists	210	35.35	22.31	41.87	29.40
13-1199	Business Operations Specialists, All Other	220	38.46	24.50	45.43	36.45
13-2011	Accountants and Auditors	620	34.00	22.28	39.85	30.01
13-2020	Property Appraisers and Assessors	40	27.05	21.79	29.68	25.53
13-2031	Budget Analysts	60	35.95	24.73	41.57	36.15
13-2041	Credit Analysts	20	45.10	30.67	52.32	37.04
13-2051	Financial and Investment Analysts	40	44.94	30.82	52.00	40.03
13-2052	Personal Financial Advisors	40	N/A	N/A	N/A	N/A
13-2054	Financial Risk Specialists	50	46.96	31.21	54.83	46.56
13-2061	Financial Examiners	30	N/A	N/A	N/A	N/A
13-2071	Credit Counselors	20	26.77	21.34	29.48	23.47
13-2072	Loan Officers	150	N/A	N/A	N/A	N/A
13-2081	Tax Examiners and Collectors, and Revenue Agents	20	31.49	20.64	36.91	29.21
13-2099	Financial Specialists, All Other	40	N/A	N/A	N/A	N/A
15-0000	<u>Computer and Mathematical Occupations</u>	1,250	44.96	26.77	54.05	40.75
15-1211	Computer Systems Analysts	240	N/A	N/A	N/A	N/A
15-1212	Information Security Analysts	30	49.41	32.81	57.71	44.93
15-1231	Computer Network Support Specialists	50	26.85	21.48	29.54	25.01
15-1232	Computer User Support Specialists	190	31.40	22.90	35.65	30.08
15-1241	Computer Network Architects	70	54.98	37.86	63.54	49.56
15-1242	Database Administrators	30	39.68	26.57	46.23	38.60

SOC	OCCUPATIONAL TITLE	Empl	(\$) Mean	(\$) Entry	(\$) Exp	(\$) Median
15-1244	Network and Computer Systems Administrators	140	37.55	24.90	43.88	35.37
15-1251	Computer Programmers	50	35.60	25.58	40.61	31.74
15-1252	Software Developers	250	55.73	37.35	64.91	51.13
15-1253	Software Quality Assurance Analysts and Testers	30	51.14	37.41	58.00	50.23
15-1255	Web and Digital Interface Designers	40	N/A	N/A	N/A	N/A
15-1299	Computer Occupations, All Other	50	43.42	22.79	53.73	43.74
15-2031	Operations Research Analysts	20	40.58	30.37	45.69	37.60
15-2041	Statisticians	10	N/A	N/A	N/A	N/A
15-2051	Data Scientists	NA	53.59	29.43	65.66	60.80
17-0000	<u>Architecture and Engineering Occupations</u>	970	38.55	23.58	46.04	37.63
17-1022	Surveyors	20	38.07	30.33	41.94	37.84
17-2051	Civil Engineers	230	45.93	35.83	50.98	45.18
17-2071	Electrical Engineers	60	50.21	35.75	57.43	50.87
17-2081	Environmental Engineers	40	42.54	34.50	46.57	42.91
17-2112	Industrial Engineers	70	43.41	33.24	48.50	40.35
17-2141	Mechanical Engineers	70	48.65	38.20	53.88	45.85
17-2199	Engineers, All Other	20	56.43	34.69	67.30	51.96
17-3011	Architectural and Civil Drafters	50	26.16	16.34	31.07	25.00
17-3013	Mechanical Drafters	30	33.14	23.13	38.15	33.31
17-3021	Aerospace Engineering and Operations Technologists and Technicians	20	55.02	40.31	62.37	65.72
17-3022	Civil Engineering Technologists and Technicians	160	25.18	19.17	28.19	27.59
17-3025	Environmental Engineering Technologists and Technicians	30	29.80	22.85	33.27	27.15
17-3029	Engineering Technologists and Technicians, Except Drafters, All Other	10	26.64	18.51	30.70	19.78
17-3031	Surveying and Mapping Technicians	60	23.18	19.51	25.02	22.91
19-0000	<u>Life, Physical, and Social Science Occupations</u>	800	32.52	21.63	37.96	29.31
19-1022	Microbiologists	30	32.31	26.77	35.08	29.64
19-1031	Conservation Scientists	20	29.80	20.00	34.70	24.32
19-2031	Chemists	50	40.47	30.34	45.53	37.46
19-2041	Environmental Scientists and Specialists, Including Health	150	27.42	22.00	30.12	25.90
19-3034	School Psychologists	50	36.25	27.76	40.50	35.72
Delaware Wages 2023 - Kent County			45	https://lmi.delaware.gov/		

SOC	OCCUPATIONAL TITLE	Empl	(\$) Mean	(\$) Entry	(\$) Exp	(\$) Median
19-3051	Urban and Regional Planners	120	32.37	24.02	36.55	30.16
19-4031	Chemical Technicians	30	22.58	17.35	25.20	22.40
19-4042	Environmental Science and Protection Technicians, Including Health	20	22.35	16.54	25.25	21.60
19-5011	Occupational Health and Safety Specialists	90	33.51	21.60	39.46	27.58
21-0000	<u>Community and Social Service Occupations</u>	1,630	25.63	17.30	29.79	23.57
21-1012	Educational, Guidance, and Career Counselors and Advisors	290	32.66	22.47	37.75	34.67
21-1013	Marriage and Family Therapists	100	27.16	22.79	29.35	27.35
21-1015	Rehabilitation Counselors	60	19.03	16.19	20.44	17.31
21-1018	Substance Abuse, Behavioral Disorder, and Mental Health Counselors	360	24.14	16.13	28.14	20.71
21-1021	Child, Family, and School Social Workers	210	23.50	18.39	26.05	21.69
21-1022	Healthcare Social Workers	90	27.70	19.99	31.56	25.30
21-1023	Mental Health and Substance Abuse Social Workers	70	23.48	20.24	25.11	21.55
21-1091	Health Education Specialists	40	27.42	16.99	32.64	25.10
21-1093	Social and Human Service Assistants	200	18.58	15.03	20.35	17.84
21-1094	Community Health Workers	20	19.63	15.42	21.73	16.73
21-1099	Community and Social Service Specialists, All Other	60	24.39	17.93	27.61	24.74
23-0000	<u>Legal Occupations</u>	540	53.49	25.11	67.68	42.05
23-1011	Lawyers	230	80.39	45.56	97.80	61.54
23-2011	Paralegals and Legal Assistants	150	30.38	22.04	34.55	28.18
23-2099	Legal Support Workers, All Other	80	31.94	24.94	35.44	30.35
25-0000	<u>Educational Instruction and Library Occupations</u>	5,170	29.81	17.88	35.78	29.39
25-1011	Business Teachers, Postsecondary	60	101,968	53,648	126,128	82,614
25-1021	Computer Science Teachers, Postsecondary	20	88,858	49,420	108,578	80,072
25-1022	Mathematical Science Teachers, Postsecondary	30	79,148	48,073	94,686	69,687
25-1072	Nursing Instructors and Teachers, Postsecondary	60	104,956	74,179	120,344	100,795
25-1194	Career/Technical Education Teachers, Postsecondary	110	25.83	24.10	26.70	25.59
25-2011	Preschool Teachers, Except Special Education	290	29,933	26,900	31,449	28,224
25-2012	Kindergarten Teachers, Except Special Education	30	63,282	48,294	70,776	61,440
25-2021	Elementary School Teachers, Except Special Education	630	64,989	49,881	72,543	61,448

SOC	OCCUPATIONAL TITLE	Empl	(\$) Mean	(\$) Entry	(\$) Exp	(\$) Median
25-2022	Middle School Teachers, Except Special and Career/Technical Education	620	72,415	56,498	80,373	78,347
25-2031	Secondary School Teachers, Except Special and Career/Technical Education	820	68,911	54,246	76,243	67,158
25-2032	Career/Technical Education Teachers, Secondary School	80	76,749	64,702	82,773	80,294
25-2052	Special Education Teachers, Kindergarten and Elementary School	220	65,168	51,699	71,902	63,429
25-2057	Special Education Teachers, Middle School	NA	72,903	57,460	80,624	74,714
25-2058	Special Education Teachers, Secondary School	230	68,648	54,074	75,935	68,193
25-3021	Self-Enrichment Teachers	30	20.32	12.92	24.02	18.97
25-3031	Substitute Teachers, Short-Term	160	16.58	12.58	18.57	15.38
25-3041	Tutors	30	16.11	12.13	18.10	17.43
25-3099	Teachers and Instructors, All Other	30	61,733	35,762	74,718	64,750
25-4012	Curators	10	32.18	23.41	36.57	32.28
25-4013	Museum Technicians and Conservators	20	17.72	15.67	18.75	16.73
25-4022	Librarians and Media Collections Specialists	60	31.74	23.02	36.10	28.52
25-4031	Library Technicians	20	18.16	14.22	20.13	18.04
25-9031	Instructional Coordinators	190	36.24	25.14	41.79	38.48
25-9045	Teaching Assistants, Except Postsecondary	770	37,900	30,010	41,845	37,379
27-0000	<u>Arts, Design, Entertainment, Sports, and Media Occupations</u>	640	26.12	14.64	31.86	21.60
27-1023	Floral Designers	10	17.45	13.43	19.47	17.19
27-1024	Graphic Designers	50	23.89	15.99	27.83	22.12
27-1026	Merchandise Displayers and Window Trimmers	130	16.65	13.69	18.14	15.84
27-2022	Coaches and Scouts	100	N/A	N/A	N/A	N/A
27-3031	Public Relations Specialists	160	29.08	18.93	34.15	27.21
27-3041	Editors	30	N/A	N/A	N/A	N/A
27-4021	Photographers	10	19.35	13.29	22.37	17.38
29-0000	<u>Healthcare Practitioners and Technical Occupations</u>	4,140	45.78	22.88	57.22	39.93
29-1021	Dentists, General	80	N/A	N/A	N/A	N/A
29-1031	Dietitians and Nutritionists	50	30.92	24.32	34.22	29.01
29-1041	Optometrists	40	65.96	49.72	74.07	60.04
29-1051	Pharmacists	110	65.05	47.16	73.99	65.01
29-1071	Physician Assistants	60	68.83	53.11	76.69	65.06

SOC	OCCUPATIONAL TITLE	Empl	(\$) Mean	(\$) Entry	(\$) Exp	(\$) Median
29-1122	Occupational Therapists	70	43.50	30.71	49.90	44.54
29-1123	Physical Therapists	140	49.74	38.62	55.30	48.04
29-1126	Respiratory Therapists	40	38.86	35.00	40.79	37.70
29-1127	Speech-Language Pathologists	80	43.64	31.78	49.58	44.22
29-1131	Veterinarians	50	55.36	36.01	65.04	47.73
29-1141	Registered Nurses	1,410	43.46	35.10	47.64	40.63
29-1171	Nurse Practitioners	140	62.42	48.53	69.36	60.06
29-1215	Family Medicine Physicians	80	120.46	59.54	150.92	103.88
29-1221	Pediatricians, General	20	N/A	N/A	N/A	N/A
29-1229	Physicians, All Other	90	146.52	117.94	N/A	N/A
29-1292	Dental Hygienists	150	45.75	39.92	48.67	44.65
29-2033	Nuclear Medicine Technologists	10	42.66	40.02	43.97	41.40
29-2035	Magnetic Resonance Imaging Technologists	20	42.86	35.24	46.67	42.29
29-2042	Emergency Medical Technicians	160	19.39	16.25	20.96	18.23
29-2052	Pharmacy Technicians	210	18.82	15.77	20.35	17.84
29-2056	Veterinary Technologists and Technicians	140	19.12	14.80	21.28	17.08
29-2061	Licensed Practical and Licensed Vocational Nurses	340	28.84	24.87	30.83	29.70
29-2072	Medical Records Specialists	100	23.77	16.96	27.18	24.08

31-0000	<u>Healthcare Support Occupations</u>	3,570	16.55	12.84	18.41	14.68
31-1120	Home Health and Personal Care Aides	NA	13.80	12.03	14.68	13.89
31-1131	Nursing Assistants	1,020	17.49	13.95	19.26	17.85
31-2011	Occupational Therapy Assistants	20	35.99	32.74	37.62	35.84
31-2021	Physical Therapist Assistants	70	29.30	21.10	33.40	29.17
31-2022	Physical Therapist Aides	50	14.69	11.80	16.14	14.62
31-9091	Dental Assistants	180	21.93	16.42	24.69	22.66
31-9092	Medical Assistants	460	18.53	15.70	19.95	18.02
31-9094	Medical Transcriptionists	20	20.26	15.00	22.90	18.25

33-0000	<u>Protective Service Occupations</u>	1,270	29.34	16.02	36.00	24.63
33-1012	First-Line Supervisors of Police and Detectives	110	54.49	38.74	62.36	53.05
33-1091	First-Line Supervisors of Security Workers	40	27.74	19.33	31.94	23.66

SOC	OCCUPATIONAL TITLE	Empl	(\$) Mean	(\$) Entry	(\$) Exp	(\$) Median
33-3021	Detectives and Criminal Investigators	20	44.03	27.03	52.53	35.48
33-3051	Police and Sheriff's Patrol Officers	380	38.53	25.16	45.21	36.73
33-9032	Security Guards	230	17.54	14.27	19.18	16.20
33-9092	Lifeguards, Ski Patrol, and Other Recreational Protective Service Workers	30	12.48	11.75	12.85	11.75
33-9094	School Bus Monitors	80	16.76	14.57	17.86	17.43
35-0000	<u>Food Preparation and Serving Related Occupations</u>	6,050	15.71	11.97	17.59	14.11
35-1011	Chefs and Head Cooks	90	26.82	18.90	30.78	23.80
35-1012	First-Line Supervisors of Food Preparation and Serving Workers	530	21.83	16.38	24.56	21.28
35-2011	Cooks, Fast Food	250	13.33	11.75	14.11	12.91
35-2012	Cooks, Institution and Cafeteria	500	18.99	16.37	20.30	18.86
35-2014	Cooks, Restaurant	660	15.36	13.07	16.51	14.14
35-2021	Food Preparation Workers	360	14.86	12.83	15.87	14.04
35-3011	Bartenders	270	16.87	11.78	19.41	14.09
35-3023	Fast Food and Counter Workers	1,680	13.72	11.82	14.66	13.64
35-3031	Waiters and Waitresses	1,000	15.91	11.75	17.98	13.45
35-3041	Food Servers, Nonrestaurant	80	13.33	12.03	13.98	13.38
35-9011	Dining Room and Cafeteria Attendants and Bartender Helpers	150	13.62	11.75	14.55	12.77
35-9021	Dishwashers	220	12.85	11.75	13.40	12.58
35-9031	Hosts and Hostesses, Restaurant, Lounge, and Coffee Shop	170	12.92	11.75	13.51	11.75
37-0000	<u>Building and Grounds Cleaning and Maintenance Occupations</u>	2,260	17.50	12.83	19.84	16.10
37-1011	First-Line Supervisors of Housekeeping and Janitorial Workers	140	21.85	16.02	24.77	21.29
37-1012	First-Line Supervisors of Landscaping and Groundskeeping Workers	50	27.82	18.68	32.39	28.59
37-2011	Janitors and Cleaners, Except Maids and Housekeeping Cleaners	1,230	16.39	12.65	18.26	15.02
37-2012	Maids and Housekeeping Cleaners	300	13.33	11.75	14.13	12.97
37-2019	Building Cleaning Workers, All Other	50	N/A	N/A	N/A	N/A
37-2021	Pest Control Workers	20	24.51	16.39	28.57	20.31
37-3011	Landscaping and Groundskeeping Workers	450	18.02	14.84	19.61	17.43

SOC	OCCUPATIONAL TITLE	Empl	(\$) Mean	(\$) Entry	(\$) Exp	(\$) Median
39-0000	<u>Personal Care and Service Occupations</u>	1,650	17.96	12.23	20.82	15.30
39-1014	First-Line Supervisors of Entertainment and Recreation Workers	50	23.56	17.33	26.67	23.72
39-1022	First-Line Supervisors of Personal Service Workers	50	21.96	15.82	25.03	20.58
39-2011	Animal Trainers	40	19.86	13.69	22.94	17.27
39-2021	Animal Caretakers	140	14.87	12.73	15.94	13.76
39-3011	Gambling Dealers	NA	19.46	12.01	23.18	22.43
39-3012	Gambling and Sports Book Writers and Runners	20	16.22	13.83	17.41	15.34
39-3031	Ushers, Lobby Attendants, and Ticket Takers	60	15.14	12.41	16.50	13.70
39-3091	Amusement and Recreation Attendants	200	13.97	11.75	15.08	13.17
39-5012	Hairdressers, Hairstylists, and Cosmetologists	170	16.42	11.75	18.76	13.48
39-9011	Childcare Workers	150	15.99	11.91	18.03	13.82
39-9031	Exercise Trainers and Group Fitness Instructors	140	20.50	12.26	24.62	19.63
39-9032	Recreation Workers	130	16.99	12.77	19.10	16.96
39-9041	Residential Advisors	90	16.21	13.18	17.72	16.71
41-0000	<u>Sales and Related Occupations</u>	6,370	20.84	12.69	24.91	15.70
41-1011	First-Line Supervisors of Retail Sales Workers	600	25.61	17.68	29.58	23.98
41-1012	First-Line Supervisors of Non-Retail Sales Workers	100	44.07	30.34	50.93	39.86
41-2011	Cashiers	2,190	13.93	12.04	14.87	13.95
41-2021	Counter and Rental Clerks	140	20.44	14.03	23.65	18.02
41-2022	Parts Salespersons	160	17.42	13.35	19.46	16.47
41-2031	Retail Salespersons	1,820	16.61	12.32	18.75	14.40
41-3021	Insurance Sales Agents	160	28.62	16.08	34.89	23.32
41-3031	Securities, Commodities, and Financial Services Sales Agents	110	38.91	21.27	47.72	29.58
41-3091	Sales Representatives of Services	370	35.01	18.33	43.35	29.37
41-4011	Sales Reps., Wholesale and Manuf., Technical and Scientific Products	50	58.00	35.91	69.04	63.10
41-4012	Sales Reps., Wholesale and Manuf., Except Tech. and Scientific Products	420	36.81	22.91	43.75	34.52
41-9021	Real Estate Brokers	NA	34.11	21.78	40.28	37.40
41-9022	Real Estate Sales Agents	NA	25.88	15.60	31.01	23.26

SOC	OCCUPATIONAL TITLE	Empl	(\$) Mean	(\$) Entry	(\$) Exp	(\$) Median
43-0000	<u>Office and Administrative Support Occupations</u>	8,290	21.19	15.04	24.26	19.34
43-1011	First-Line Supervisors of Office and Administrative Support Workers	850	29.58	20.32	34.22	28.61
43-2011	Switchboard Operators, Including Answering Service	40	17.29	14.17	18.85	18.52
43-3011	Bill and Account Collectors	120	19.76	15.89	21.69	17.92
43-3021	Billing and Posting Clerks	110	22.15	16.98	24.73	22.87
43-3031	Bookkeeping, Accounting, and Auditing Clerks	680	21.88	16.42	24.61	20.92
43-3051	Payroll and Timekeeping Clerks	60	22.67	14.28	26.86	21.53
43-3061	Procurement Clerks	30	20.94	14.04	24.38	20.76
43-3071	Tellers	120	19.13	16.66	20.37	18.85
43-4031	Court, Municipal, and License Clerks	320	19.28	16.27	20.79	19.24
43-4051	Customer Service Representatives	840	18.55	14.29	20.68	17.38
43-4071	File Clerks	110	15.87	13.33	17.14	15.76
43-4081	Hotel, Motel, and Resort Desk Clerks	120	13.55	12.07	14.30	13.77
43-4121	Library Assistants, Clerical	20	12.71	11.75	13.19	11.75
43-4131	Loan Interviewers and Clerks	50	21.02	16.41	23.33	21.28
43-4141	New Accounts Clerks	50	21.44	19.42	22.45	21.19
43-4151	Order Clerks	10	20.42	14.55	23.35	17.60
43-4161	Human Resources Assistants, Except Payroll and Timekeeping	50	21.25	16.70	23.52	21.36
43-4171	Receptionists and Information Clerks	340	15.89	12.61	17.54	14.97
43-4181	Reservation and Transportation Ticket Agents and Travel Clerks	30	20.00	17.41	21.30	18.71
43-4199	Information and Record Clerks, All Other	80	24.53	19.19	27.19	24.63
43-5031	Public Safety Telecommunicators	40	23.51	20.22	25.15	23.16
43-5032	Dispatchers, Except Police, Fire, and Ambulance	80	20.90	15.35	23.68	19.42
43-5041	Meter Readers, Utilities	20	26.04	20.40	28.86	24.50
43-5051	Postal Service Clerks	40	29.03	22.44	32.33	29.91
43-5052	Postal Service Mail Carriers	190	28.53	19.89	32.85	26.09
43-5061	Production, Planning, and Expediting Clerks	60	27.05	19.61	30.77	26.46
43-5071	Shipping, Receiving, and Inventory Clerks	340	19.84	14.85	22.34	17.90
43-5111	Weighers, Measurers, Checkers, and Samplers, Recordkeeping	40	21.82	17.07	24.19	24.01
43-6011	Executive Secretaries and Executive Administrative Assistants	150	29.60	22.08	33.35	28.84
43-6012	Legal Secretaries and Administrative Assistants	90	24.79	16.42	28.98	23.45
43-6013	Medical Secretaries and Administrative Assistants	600	18.71	14.93	20.60	17.59

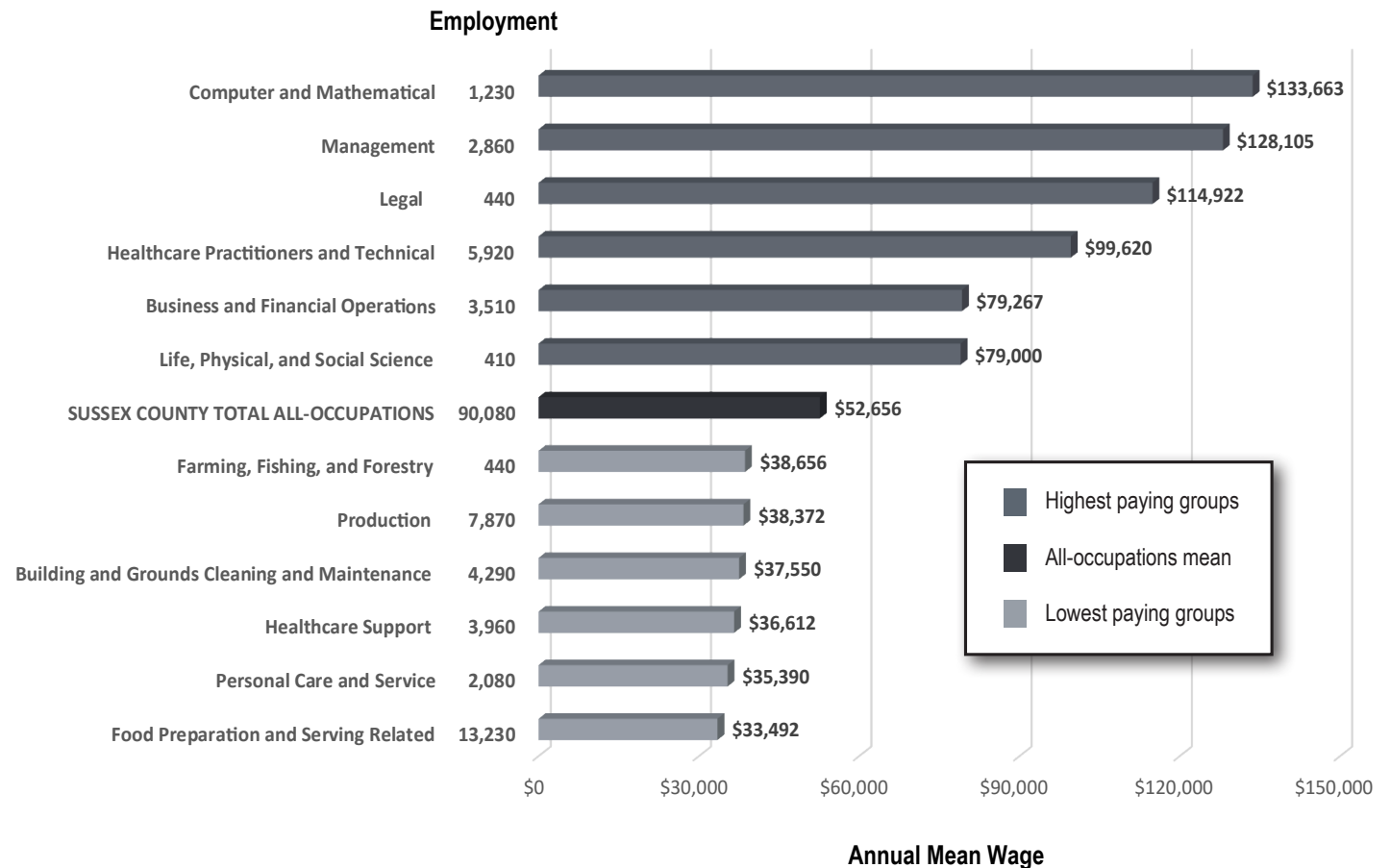
SOC	OCCUPATIONAL TITLE	Empl	(\$) Mean	(\$) Entry	(\$) Exp	(\$) Median
43-6014	Secretaries and Admin. Assistants, Except Legal, Medical, and Executive	1,240	20.58	15.89	22.93	19.57
43-9021	Data Entry Keyers	90	17.93	14.16	19.82	17.13
43-9041	Insurance Claims and Policy Processing Clerks	60	21.83	17.12	24.18	21.54
43-9051	Mail Clerks and Mail Machine Operators, Except Postal Service	NA	17.36	15.06	18.51	16.74
43-9061	Office Clerks, General	920	19.13	13.83	21.79	18.04
43-9199	Office and Administrative Support Workers, All Other	90	21.25	16.21	23.78	19.70
45-0000	Farming, Fishing, and Forestry Occupations	180	18.78	12.61	21.87	16.57
45-1011	First-Line Supervisors of Farming, Fishing, and Forestry Workers	20	30.82	23.20	34.63	29.39
45-2091	Agricultural Equipment Operators	20	21.65	15.19	24.87	25.00
47-0000	Construction and Extraction Occupations	2,130	26.66	17.97	31.00	23.81
47-1011	First-Line Supervisors of Construction Trades and Extraction Workers	300	37.12	27.21	42.08	35.95
47-2021	Brickmasons and Blockmasons	30	28.76	23.47	31.41	27.06
47-2031	Carpenters	190	26.89	21.09	29.79	24.65
47-2051	Cement Masons and Concrete Finishers	70	21.81	16.50	24.46	22.19
47-2061	Construction Laborers	340	20.92	15.84	23.46	20.36
47-2073	Operating Engineers and Other Construction Equipment Operators	210	25.71	18.65	29.24	22.36
47-2081	Drywall and Ceiling Tile Installers	60	23.82	19.13	26.16	20.99
47-2111	Electricians	300	27.11	18.92	31.20	27.58
47-2141	Painters, Construction and Maintenance	40	N/A	N/A	N/A	N/A
47-2152	Plumbers, Pipefitters, and Steamfitters	100	26.15	15.51	31.47	26.71
47-2181	Roofers	20	20.56	16.79	22.44	19.22
47-3012	Helpers--Carpenters	10	17.55	13.05	19.80	17.00
47-3013	Helpers--Electricians	30	17.57	14.19	19.25	16.83
47-3015	Helpers--Pipelayers, Plumbers, Pipefitters, and Steamfitters	20	17.01	15.60	17.72	17.08
47-4011	Construction and Building Inspectors	130	31.86	22.13	36.72	29.56
47-4031	Fence Erectors	40	21.26	18.08	22.85	22.57
47-4090	Miscellaneous Construction and Related Workers	40	24.25	20.12	26.31	23.81

SOC	OCCUPATIONAL TITLE	Empl	(\$) Mean	(\$) Entry	(\$) Exp	(\$) Median
49-0000	<u>Installation, Maintenance, and Repair Occupations</u>	2,670	27.33	17.70	32.15	25.80
49-1011	First-Line Supervisors of Mechanics, Installers, and Repairers	310	37.58	25.86	43.43	36.92
49-2011	Computer, Automated Teller, and Office Machine Repairers	30	19.62	16.34	21.26	17.39
49-2022	Telecommunications Equip. Installers and Repairers, Except Line Installers	70	27.89	22.13	30.78	27.19
49-2094	Electrical and Electronics Repairers, Commercial and Industrial Equipment	NA	36.37	28.89	40.11	37.52
49-3011	Aircraft Mechanics and Service Technicians	NA	35.25	31.36	37.19	35.97
49-3021	Automotive Body and Related Repairers	70	23.54	17.52	26.55	22.21
49-3023	Automotive Service Technicians and Mechanics	290	24.56	16.56	28.56	23.20
49-3031	Bus and Truck Mechanics and Diesel Engine Specialists	130	28.09	20.91	31.68	28.06
49-3041	Farm Equipment Mechanics and Service Technicians	20	21.47	12.50	25.95	23.18
49-3042	Mobile Heavy Equipment Mechanics, Except Engines	90	28.03	20.68	31.71	24.02
49-3053	Outdoor Power Equipment and Other Small Engine Mechanics	30	18.95	14.72	21.06	19.22
49-3093	Tire Repairers and Changers	30	16.38	13.45	17.85	16.71
49-9021	Heating, Air Conditioning, and Refrigeration Mechanics and Installers	180	25.51	19.75	28.38	23.60
49-9031	Home Appliance Repairers	20	26.85	19.62	30.47	24.75
49-9041	Industrial Machinery Mechanics	270	29.23	23.40	32.14	29.79
49-9052	Telecommunications Line Installers and Repairers	70	37.52	26.51	43.02	40.66
49-9062	Medical Equipment Repairers	30	32.43	23.38	36.95	32.74
49-9071	Maintenance and Repair Workers, General	510	22.54	15.94	25.83	21.44
49-9091	Coin, Vending, and Amusement Machine Servicers and Repairers	10	19.48	15.46	21.49	15.46
49-9098	Helpers--Installation, Maintenance, and Repair Workers	80	16.70	13.74	18.17	16.25
49-9099	Installation, Maintenance, and Repair Workers, All Other	60	22.96	15.20	26.84	19.19
51-0000	<u>Production Occupations</u>	3,680	20.03	14.91	22.58	17.80
51-1011	First-Line Supervisors of Production and Operating Workers	210	33.57	24.35	38.17	31.01
51-2090	Miscellaneous Assemblers and Fabricators	240	20.09	15.91	22.17	18.55
51-3011	Bakers	70	15.59	13.48	16.65	14.19
51-3021	Butchers and Meat Cutters	60	21.35	17.85	23.10	19.57
51-4041	Machinists	50	25.30	17.45	29.22	26.81
51-4121	Welders, Cutters, Solderers, and Brazers	100	24.40	19.07	27.07	23.10
51-5111	Prepress Technicians and Workers	10	19.15	15.03	21.21	18.25
51-5112	Printing Press Operators	30	20.70	16.76	22.67	20.21

SOC	OCCUPATIONAL TITLE	Empl	(\$) Mean	(\$) Entry	(\$) Exp	(\$) Median
51-6011	Laundry and Dry-Cleaning Workers	100	14.02	11.98	15.05	13.95
51-8031	Water and Wastewater Treatment Plant and System Operators	80	25.65	20.72	28.11	27.43
51-8092	Gas Plant Operators	NA	34.31	28.57	37.19	31.08
51-8093	Petroleum Pump System Operators, Refinery Operators, and Gaugers	20	26.33	22.45	28.27	24.13
51-9012	Separating, Filtering, Clarifying, Precipitating, and Still Machine Operators	20	23.45	17.17	26.59	20.00
51-9023	Mixing and Blending Machine Setters, Operators, and Tenders	100	19.46	15.05	21.67	17.96
51-9061	Inspectors, Testers, Sorters, Samplers, and Weighers	240	21.57	16.57	24.06	20.22
51-9111	Packaging and Filling Machine Operators and Tenders	370	17.69	15.49	18.79	16.25
51-9124	Coating, Painting, and Spraying Machine Setters, Operators, and Tenders	30	20.51	17.38	22.07	20.48
51-9161	Computer Numerically Controlled Tool Operators	10	23.89	21.43	25.13	22.98
51-9198	Helpers--Production Workers	40	20.00	15.81	22.10	18.51
53-0000	Transportation and Material Moving Occupations	6,590	20.69	14.13	23.97	18.72
53-1047	First-Line Supervisors of Transportation and Material-Moving Workers	280	28.38	19.73	32.70	26.84
53-3011	Ambulance Drivers and Attendants, Except Emergency Medical Technicians	20	15.14	14.52	15.45	14.63
53-3031	Driver/Sales Workers	180	13.87	11.91	14.85	13.58
53-3032	Heavy and Tractor-Trailer Truck Drivers	940	24.68	19.74	27.14	23.58
53-3033	Light Truck Drivers	490	21.13	12.36	25.52	18.00
53-3051	Bus Drivers, School	350	20.15	17.20	21.63	18.98
53-3053	Shuttle Drivers and Chauffeurs	170	17.49	11.96	20.25	14.33
53-3099	Motor Vehicle Operators, All Other	40	18.79	12.19	22.09	17.45
53-6021	Parking Attendants	50	14.47	12.29	15.57	13.72
53-6031	Automotive and Watercraft Service Attendants	40	15.03	13.25	15.92	14.57
53-7051	Industrial Truck and Tractor Operators	900	23.20	19.58	25.01	23.53
53-7061	Cleaners of Vehicles and Equipment	190	14.13	12.06	15.17	13.88
53-7062	Laborers and Freight, Stock, and Material Movers, Hand	700	17.26	14.69	18.55	16.57
53-7064	Packers and Packagers, Hand	330	16.26	12.04	18.37	13.79
53-7065	Stockers and Order Fillers	1,630	17.83	14.22	19.64	17.75

SUSSEX COUNTY DATA

Annual Mean Wages and Employment for the Highest and Lowest Paying Major Occupational Groups



SOC	OCCUPATIONAL TITLE	Empl	(\$) Mean	(\$) Entry	(\$) Exp	(\$) Median
00-0000	Total all occupations	90,080	25.32	13.88	31.03	18.73
11-0000	<u>Management Occupations</u>	2,860	61.59	31.93	76.42	55.50
11-1011	Chief Executives	20	120.00	49.07	155.47	98.43
11-1021	General and Operations Managers	880	68.42	35.44	84.92	57.40
11-2021	Marketing Managers	40	78.84	47.93	94.30	81.09
11-2022	Sales Managers	120	77.33	46.08	92.96	73.73
11-3012	Administrative Services Managers	40	61.34	43.96	70.04	59.73
11-3013	Facilities Managers	40	54.51	37.44	63.04	60.37
11-3021	Computer and Information Systems Managers	70	83.39	60.93	94.61	83.49
11-3031	Financial Managers	170	87.34	57.22	102.41	82.78
11-3051	Industrial Production Managers	70	66.13	45.11	76.64	65.44
11-3061	Purchasing Managers	10	74.79	61.92	81.22	71.96
11-3071	Transportation, Storage, and Distribution Managers	20	70.23	40.90	84.89	76.01
11-3121	Human Resources Managers	60	76.80	42.84	93.77	67.30
11-9021	Construction Managers	130	63.48	46.86	71.79	61.40
11-9031	Education and Childcare Administrators, Preschool and Daycare	50	24.86	13.35	30.62	22.01
11-9032	Education Administrators, Kindergarten through Secondary	170	122,981	109,084	129,930	125,278
11-9041	Architectural and Engineering Managers	60	76.10	60.63	83.83	78.98
11-9051	Food Service Managers	240	38.42	29.13	43.06	36.92
11-9081	Lodging Managers	50	35.57	26.00	40.36	37.03
11-9111	Medical and Health Services Managers	170	72.07	46.28	84.96	63.63
11-9131	Postmasters and Mail Superintendents	NA	44.51	41.09	46.22	43.76
11-9141	Property, Real Estate, and Community Association Managers	200	29.79	19.69	34.84	28.37
11-9151	Social and Community Service Managers	120	35.48	27.18	39.63	31.13
11-9171	Funeral Home Managers	10	48.28	39.29	52.78	49.58
11-9199	Managers, All Other	70	58.33	31.08	71.96	51.16
13-0000	<u>Business and Financial Operations Occupations</u>	3,510	38.11	23.17	45.58	34.47
13-1020	Buyers and Purchasing Agents	160	33.29	23.39	38.24	30.96
13-1031	Claims Adjusters, Examiners, and Investigators	50	37.42	25.38	43.45	36.69
13-1041	Compliance Officers	200	31.21	22.53	35.56	29.29

SOC	OCCUPATIONAL TITLE	Empl	(\$) Mean	(\$) Entry	(\$) Exp	(\$) Median
13-1051	Cost Estimators	270	32.35	22.47	37.29	29.97
13-1071	Human Resources Specialists	550	33.76	22.33	39.48	31.05
13-1081	Logisticians	40	42.53	29.96	48.81	40.15
13-1082	Project Management Specialists	150	48.70	31.91	57.10	45.23
13-1111	Management Analysts	370	43.52	24.59	52.98	36.78
13-1121	Meeting, Convention, and Event Planners	50	22.97	15.36	26.77	21.78
13-1131	Fundraisers	40	31.74	22.47	36.37	31.85
13-1141	Compensation, Benefits, and Job Analysis Specialists	30	42.83	23.72	52.38	35.78
13-1151	Training and Development Specialists	180	32.80	20.55	38.92	31.47
13-1161	Market Research Analysts and Marketing Specialists	240	40.43	22.72	49.28	38.84
13-1199	Business Operations Specialists, All Other	100	36.71	23.52	43.31	28.44
13-2011	Accountants and Auditors	680	39.77	24.44	47.44	36.23
13-2020	Property Appraisers and Assessors	10	27.56	21.08	30.79	25.76
13-2041	Credit Analysts	30	49.06	25.87	60.66	43.49
13-2051	Financial and Investment Analysts	40	53.18	32.76	63.39	43.21
13-2052	Personal Financial Advisors	90	52.62	26.08	65.89	50.15
13-2053	Insurance Underwriters	10	35.00	24.87	40.06	35.49
13-2054	Financial Risk Specialists	30	51.49	36.10	59.19	48.43
13-2072	Loan Officers	120	43.53	23.28	53.66	35.77
13-2099	Financial Specialists, All Other	20	43.54	33.31	48.66	43.80
15-0000	<u>Computer and Mathematical Occupations</u>	1,230	64.26	29.47	81.65	51.67
15-1211	Computer Systems Analysts	340	N/A	N/A	N/A	N/A
15-1212	Information Security Analysts	20	67.17	42.55	79.48	54.98
15-1231	Computer Network Support Specialists	40	30.30	24.24	33.34	30.40
15-1232	Computer User Support Specialists	150	29.58	19.62	34.56	27.50
15-1241	Computer Network Architects	90	55.16	42.11	61.68	58.00
15-1242	Database Administrators	20	38.38	24.46	45.35	38.86
15-1244	Network and Computer Systems Administrators	80	40.72	27.76	47.19	39.66
15-1251	Computer Programmers	20	46.65	31.00	54.48	50.10
15-1252	Software Developers	300	61.99	43.27	71.35	64.31

SOC	OCCUPATIONAL TITLE	Empl	(\$) Mean	(\$) Entry	(\$) Exp	(\$) Median
15-1253	Software Quality Assurance Analysts and Testers	60	56.23	42.35	63.17	62.76
15-1255	Web and Digital Interface Designers	40	28.35	19.59	32.74	32.23
15-1299	Computer Occupations, All Other	30	53.29	38.33	60.77	52.04
17-0000	<u>Architecture and Engineering Occupations</u>	630	37.55	22.51	45.07	35.51
17-1011	Architects, Except Landscape and Naval	20	45.25	37.38	49.18	48.93
17-1012	Landscape Architects	10	28.55	17.14	34.25	28.17
17-1022	Surveyors	20	37.74	29.38	41.92	36.05
17-2051	Civil Engineers	70	43.09	32.00	48.63	43.00
17-2071	Electrical Engineers	40	48.23	38.70	53.00	45.41
17-2112	Industrial Engineers	80	46.98	34.75	53.10	46.23
17-2141	Mechanical Engineers	40	44.16	35.79	48.34	45.20
17-2199	Engineers, All Other	30	56.48	44.07	62.69	49.57
17-3011	Architectural and Civil Drafters	90	26.41	20.26	29.49	24.16
17-3012	Electrical and Electronics Drafters	10	28.08	21.85	31.19	22.15
17-3013	Mechanical Drafters	50	24.74	18.71	27.76	25.00
17-3022	Civil Engineering Technologists and Technicians	40	23.31	17.48	26.23	21.01
17-3031	Surveying and Mapping Technicians	40	24.57	19.50	27.10	23.60
19-0000	<u>Life, Physical, and Social Science Occupations</u>	410	37.98	20.78	46.58	31.04
19-1042	Medical Scientists, Except Epidemiologists	60	39.95	23.32	48.27	39.62
19-2041	Environmental Scientists and Specialists, Including Health	30	28.98	23.61	31.66	30.88
19-3034	School Psychologists	60	36.47	26.43	41.49	35.54
19-3051	Urban and Regional Planners	30	32.63	22.80	37.54	30.98
19-4042	Environmental Science and Protection Technicians, Including Health	30	18.10	15.03	19.64	18.11
19-5011	Occupational Health and Safety Specialists	50	38.99	23.47	46.74	36.38
19-5012	Occupational Health and Safety Technicians	10	28.00	20.54	31.73	30.20
21-0000	<u>Community and Social Service Occupations</u>	1,200	26.16	17.52	30.48	23.63
21-1012	Educational, Guidance, and Career Counselors and Advisors	220	35.77	27.10	40.11	37.58
21-1013	Marriage and Family Therapists	30	28.10	24.13	30.08	27.93
21-1015	Rehabilitation Counselors	40	18.87	13.67	21.47	18.80

SOC	OCCUPATIONAL TITLE	Empl	(\$) Mean	(\$) Entry	(\$) Exp	(\$) Median
21-1018	Substance Abuse, Behavioral Disorder, and Mental Health Counselors	190	23.34	15.86	27.07	21.01
21-1021	Child, Family, and School Social Workers	150	23.00	19.82	24.60	21.55
21-1022	Healthcare Social Workers	80	30.86	21.42	35.58	32.32
21-1023	Mental Health and Substance Abuse Social Workers	50	28.17	21.41	31.55	26.59
21-1029	Social Workers, All Other	40	30.47	24.11	33.65	30.03
21-1091	Health Education Specialists	30	33.40	19.20	40.49	33.50
21-1093	Social and Human Service Assistants	160	18.17	15.30	19.61	17.64
21-1094	Community Health Workers	20	19.03	15.32	20.89	17.78
21-1099	Community and Social Service Specialists, All Other	90	20.30	17.18	21.87	18.75
21-2011	Clergy	10	33.00	28.20	35.40	30.08
23-0000	<u>Legal Occupations</u>	440	55.25	24.43	70.66	44.13
23-1011	Lawyers	210	76.95	43.29	93.78	61.54
23-2011	Paralegals and Legal Assistants	120	29.62	20.39	34.23	27.48
23-2093	Title Examiners, Abstractors, and Searchers	20	27.22	17.90	31.88	28.63
23-2099	Legal Support Workers, All Other	30	40.47	23.25	49.09	35.09
25-0000	<u>Educational Instruction and Library Occupations</u>	5,080	28.73	17.22	34.48	29.45
25-1021	Computer Science Teachers, Postsecondary	10	64,199	41,320	75,638	63,697
25-1072	Nursing Instructors and Teachers, Postsecondary	NA	81,713	51,072	97,034	83,132
25-2011	Preschool Teachers, Except Special Education	280	30,788	26,710	32,827	28,482
25-2012	Kindergarten Teachers, Except Special Education	40	68,744	51,280	77,477	70,711
25-2021	Elementary School Teachers, Except Special Education	590	67,304	51,355	75,278	64,710
25-2022	Middle School Teachers, Except Special and Career/Technical Education	410	71,876	56,826	79,402	79,656
25-2031	Secondary School Teachers, Except Special and Career/Technical Education	1,180	72,130	56,305	80,043	76,178
25-2032	Career/Technical Education Teachers, Secondary School	130	78,591	65,213	85,280	81,211
25-2052	Special Education Teachers, Kindergarten and Elementary School	220	64,079	50,510	70,864	58,951
25-2057	Special Education Teachers, Middle School	30	73,586	57,016	81,872	75,687
25-2058	Special Education Teachers, Secondary School	340	73,553	57,010	81,824	78,399
25-3021	Self-Enrichment Teachers	40	19.43	12.27	23.01	15.40
25-3031	Substitute Teachers, Short-Term	310	16.91	12.60	19.07	16.16

SOC	OCCUPATIONAL TITLE	Empl	(\$) Mean	(\$) Entry	(\$) Exp	(\$) Median
25-3041	Tutors	60	21.16	14.92	24.28	18.91
25-4022	Librarians and Media Collections Specialists	70	32.19	22.08	37.24	29.84
25-4031	Library Technicians	20	17.26	13.44	19.17	17.11
25-9031	Instructional Coordinators	130	31.61	20.32	37.26	30.05
25-9045	Teaching Assistants, Except Postsecondary	870	38,830	31,651	42,419	37,750
27-0000	<u>Arts, Design, Entertainment, Sports, and Media Occupations</u>	810	23.76	14.20	28.54	19.42
27-1023	Floral Designers	20	13.88	12.47	14.58	13.28
27-1024	Graphic Designers	100	24.36	17.88	27.60	22.44
27-1025	Interior Designers	80	23.44	16.44	26.94	20.77
27-1026	Merchandise Displayers and Window Trimmers	280	16.46	13.56	17.91	15.20
27-2012	Producers and Directors	20	53.64	19.28	70.82	39.42
27-2022	Coaches and Scouts	60	44,373	26,609	53,255	36,442
27-3031	Public Relations Specialists	110	32.32	20.79	38.09	29.69
27-3042	Technical Writers	20	45.13	31.11	52.15	45.34
27-3043	Writers and Authors	20	25.91	22.28	27.73	22.28
27-3091	Interpreters and Translators	10	20.50	14.36	23.57	14.57
27-4021	Photographers	30	19.60	13.48	22.66	20.24
29-0000	<u>Healthcare Practitioners and Technical Occupations</u>	5,920	47.89	24.16	59.76	39.53
29-1011	Chiropractors	10	50.21	24.55	63.04	33.28
29-1021	Dentists, General	40	130.56	75.52	158.07	N/A
29-1031	Dietitians and Nutritionists	60	38.77	27.90	44.21	40.60
29-1041	Optometrists	20	62.59	46.99	70.39	60.10
29-1051	Pharmacists	210	67.02	52.18	74.43	66.64
29-1071	Physician Assistants	80	64.08	49.26	71.48	63.65
29-1122	Occupational Therapists	80	45.11	33.80	50.77	45.08
29-1123	Physical Therapists	200	49.32	38.55	54.71	47.27
29-1126	Respiratory Therapists	90	39.51	33.29	42.61	40.30
29-1127	Speech-Language Pathologists	90	41.10	30.60	46.35	40.73
29-1131	Veterinarians	30	57.52	38.97	66.79	56.49

SOC	OCCUPATIONAL TITLE	Empl	(\$) Mean	(\$) Entry	(\$) Exp	(\$) Median
29-1141	Registered Nurses	2,170	44.34	35.88	48.57	40.65
29-1171	Nurse Practitioners	210	67.14	52.82	74.30	68.16
29-1212	Cardiologists	30	167.97	129.93	N/A	N/A
29-1213	Dermatologists	20	176.31	96.20	216.37	N/A
29-1215	Family Medicine Physicians	70	131.88	90.25	N/A	N/A
29-1218	Obstetricians and Gynecologists	20	144.63	109.47	162.22	N/A
29-1221	Pediatricians, General	20	67.09	38.06	81.60	67.77
29-1229	Physicians, All Other	170	156.51	101.81	N/A	N/A
29-1292	Dental Hygienists	110	47.98	41.37	51.29	47.17
29-2010	Clinical Laboratory Technologists and Technicians	110	33.42	22.65	38.81	31.45
29-2031	Cardiovascular Technologists and Technicians	60	39.36	28.31	44.88	40.53
29-2032	Diagnostic Medical Sonographers	80	43.76	37.38	46.95	39.30
29-2033	Nuclear Medicine Technologists	20	49.00	41.82	52.60	50.26
29-2034	Radiologic Technologists and Technicians	220	36.99	27.32	41.83	38.89
29-2035	Magnetic Resonance Imaging Technologists	30	45.70	36.86	50.12	49.31
29-2042	Emergency Medical Technicians	270	19.36	17.12	20.48	18.44
29-2052	Pharmacy Technicians	300	19.35	16.15	20.94	18.14
29-2055	Surgical Technologists	90	27.49	22.93	29.77	27.84
29-2056	Veterinary Technologists and Technicians	90	19.53	15.55	21.53	17.34
29-2057	Ophthalmic Medical Technicians	50	18.48	14.99	20.23	17.51
29-2061	Licensed Practical and Licensed Vocational Nurses	330	30.29	26.68	32.09	30.30
29-2072	Medical Records Specialists	80	23.79	16.06	27.65	22.30
29-2081	Opticians, Dispensing	40	18.01	15.10	19.46	17.43
29-2099	Health Technologists and Technicians, All Other	40	31.09	20.69	36.29	23.80
29-9021	Health Information Technologists and Medical Registrars	30	26.56	20.06	29.80	27.93
31-0000	Healthcare Support Occupations	3,960	17.60	13.19	19.81	17.04
31-1120	Home Health and Personal Care Aides	1,610	13.79	12.07	14.65	14.14
31-1131	Nursing Assistants	1,140	18.94	16.96	19.92	18.32
31-1132	Orderlies	30	17.72	16.72	18.23	17.76
31-2011	Occupational Therapy Assistants	20	34.90	30.52	37.10	36.71

SOC	OCCUPATIONAL TITLE	Empl	(\$) Mean	(\$) Entry	(\$) Exp	(\$) Median
31-2021	Physical Therapist Assistants	110	32.06	25.84	35.17	29.52
31-2022	Physical Therapist Aides	60	14.76	11.91	16.19	14.29
31-9011	Massage Therapists	50	33.45	19.36	40.50	30.68
31-9091	Dental Assistants	120	22.78	16.94	25.70	23.31
31-9092	Medical Assistants	620	19.18	16.41	20.57	19.00
31-9093	Medical Equipment Preparers	50	22.68	18.89	24.57	22.48
31-9094	Medical Transcriptionists	10	22.87	18.35	25.14	21.33
31-9095	Pharmacy Aides	60	15.86	12.34	17.62	14.30
31-9097	Phlebotomists	60	20.97	18.43	22.23	19.49
33-0000	<u>Protective Service Occupations</u>	1,410	27.83	16.55	33.47	26.36
33-1012	First-Line Supervisors of Police and Detectives	80	51.00	36.75	58.13	49.92
33-1091	First-Line Supervisors of Security Workers	30	29.70	21.12	34.00	30.83
33-2011	Firefighters	90	20.21	17.81	21.42	20.30
33-3041	Parking Enforcement Workers	30	18.23	16.74	18.97	17.16
33-3051	Police and Sheriff's Patrol Officers	320	37.95	28.78	42.54	38.48
33-9021	Private Detectives and Investigators	20	23.38	18.83	25.66	20.28
33-9032	Security Guards	220	17.70	14.41	19.35	16.51
33-9092	Lifeguards, Ski Patrol, and Other Recreational Protective Service Workers	60	14.17	13.01	14.75	14.12
33-9094	School Bus Monitors	90	17.36	15.40	18.34	17.82
33-9099	Protective Service Workers, All Other	10	16.49	13.97	17.74	14.50
35-0000	<u>Food Preparation and Serving Related Occupations</u>	13,230	16.10	12.12	18.09	14.09
35-1011	Chefs and Head Cooks	200	27.47	21.17	30.61	24.64
35-1012	First-Line Supervisors of Food Preparation and Serving Workers	1,170	22.13	16.65	24.87	21.60
35-2011	Cooks, Fast Food	310	13.69	11.93	14.57	13.08
35-2012	Cooks, Institution and Cafeteria	500	19.36	16.88	20.60	18.85
35-2014	Cooks, Restaurant	2,130	15.90	13.19	17.25	15.85
35-2015	Cooks, Short Order	10	14.79	12.35	16.00	13.62
35-2021	Food Preparation Workers	560	15.16	12.90	16.29	14.25
35-3011	Bartenders	780	17.07	11.78	19.71	13.65

SOC	OCCUPATIONAL TITLE	Empl	(\$) Mean	(\$) Entry	(\$) Exp	(\$) Median
35-3023	Fast Food and Counter Workers	2,930	14.13	12.28	15.05	13.99
35-3031	Waiters and Waitresses	2,880	16.19	11.75	18.41	13.20
35-3041	Food Servers, Nonrestaurant	190	14.52	12.21	15.68	13.50
35-9011	Dining Room and Cafeteria Attendants and Bartender Helpers	430	13.67	11.81	14.61	13.06
35-9021	Dishwashers	470	13.59	11.90	14.44	13.23
35-9031	Hosts and Hostesses, Restaurant, Lounge, and Coffee Shop	600	13.18	11.75	13.90	11.86
37-0000	<u>Building and Grounds Cleaning and Maintenance Occupations</u>	4,290	18.05	13.74	20.21	17.13
37-1011	First-Line Supervisors of Housekeeping and Janitorial Workers	200	24.11	17.32	27.50	24.28
37-1012	First-Line Supervisors of Landscaping and Groundskeeping Workers	170	28.87	20.42	33.09	29.42
37-2011	Janitors and Cleaners, Except Maids and Housekeeping Cleaners	1,420	17.37	13.43	19.34	16.94
37-2012	Maids and Housekeeping Cleaners	550	14.43	12.39	15.45	13.99
37-2019	Building Cleaning Workers, All Other	390	16.27	14.19	17.32	14.25
37-2021	Pest Control Workers	90	24.67	18.35	27.82	21.25
37-3011	Landscaping and Groundskeeping Workers	1,460	18.02	15.22	19.42	17.19
39-0000	<u>Personal Care and Service Occupations</u>	2,080	17.01	12.29	19.38	15.16
39-1014	First-Line Supervisors of Entertainment and Recreation Workers	60	23.93	16.57	27.61	24.03
39-1022	First-Line Supervisors of Personal Service Workers	80	23.83	19.08	26.21	20.64
39-2011	Animal Trainers	20	20.33	13.98	23.51	18.00
39-2021	Animal Caretakers	150	15.15	13.02	16.22	14.19
39-3091	Amusement and Recreation Attendants	480	13.45	11.75	14.30	13.07
39-4021	Funeral Attendants	40	19.58	16.46	21.14	17.89
39-4031	Morticians, Undertakers, and Funeral Arrangers	10	31.71	24.97	35.08	32.00
39-5012	Hairdressers, Hairstylists, and Cosmetologists	270	17.79	12.18	20.59	15.00
39-5092	Manicurists and Pedicurists	110	14.14	12.68	14.87	13.07
39-5094	Skincare Specialists	50	27.51	14.79	33.87	20.99
39-9011	Childcare Workers	350	14.87	12.52	16.05	15.22
39-9031	Exercise Trainers and Group Fitness Instructors	210	20.71	12.24	24.94	16.61
39-9032	Recreation Workers	120	17.16	13.78	18.86	16.54
39-9041	Residential Advisors	30	15.96	13.59	17.15	14.02
39-9099	Personal Care and Service Workers, All Other	40	25.83	17.94	29.77	30.13

SOC	OCCUPATIONAL TITLE	Empl	(\$) Mean	(\$) Entry	(\$) Exp	(\$) Median
41-0000	<u>Sales and Related Occupations</u>	10,440	20.87	12.77	24.92	15.91
41-1011	First-Line Supervisors of Retail Sales Workers	1,080	25.70	18.33	29.38	23.56
41-1012	First-Line Supervisors of Non-Retail Sales Workers	130	48.87	32.07	57.28	42.01
41-2011	Cashiers	2,920	14.11	12.31	15.02	13.95
41-2021	Counter and Rental Clerks	200	21.65	15.54	24.70	19.93
41-2022	Parts Salespersons	180	18.86	14.17	21.21	18.00
41-2031	Retail Salespersons	3,680	16.11	12.17	18.07	14.38
41-3021	Insurance Sales Agents	420	30.27	15.52	37.65	24.27
41-3031	Securities, Commodities, and Financial Services Sales Agents	170	41.20	21.13	51.23	31.62
41-3041	Travel Agents	30	22.26	15.13	25.82	21.00
41-3091	Sales Representatives of Services	540	31.14	17.81	37.81	27.01
41-4011	Sales Reps., Wholesale and Manuf., Technical and Scientific Products	90	50.50	28.19	61.66	49.46
41-4012	Sales Reps., Wholesale and Manuf., Except Tech. and Scientific Products	600	38.77	22.33	47.00	35.33
41-9021	Real Estate Brokers	40	32.99	23.97	37.49	26.51
41-9022	Real Estate Sales Agents	300	25.43	17.69	29.31	23.57
43-0000	<u>Office and Administrative Support Occupations</u>	9,930	21.16	14.97	24.25	19.44
43-1011	First-Line Supervisors of Office and Administrative Support Workers	780	30.48	20.54	35.45	28.72
43-2011	Switchboard Operators, Including Answering Service	20	15.97	13.62	17.15	15.77
43-3011	Bill and Account Collectors	50	21.29	17.39	23.24	19.01
43-3021	Billing and Posting Clerks	130	22.23	17.00	24.85	23.04
43-3031	Bookkeeping, Accounting, and Auditing Clerks	970	23.25	16.59	26.58	22.92
43-3051	Payroll and Timekeeping Clerks	70	22.13	14.55	25.92	20.67
43-3061	Procurement Clerks	20	21.82	16.98	24.25	21.22
43-3071	Tellers	240	19.10	16.18	20.56	18.34
43-4031	Court, Municipal, and License Clerks	190	19.50	16.21	21.15	18.82
43-4051	Customer Service Representatives	1,060	18.87	14.30	21.16	16.98
43-4061	Eligibility Interviewers, Government Programs	20	19.09	14.75	21.26	21.75
43-4071	File Clerks	70	14.60	13.38	15.21	13.96
43-4081	Hotel, Motel, and Resort Desk Clerks	250	14.62	13.14	15.36	14.23
43-4121	Library Assistants, Clerical	110	14.49	11.85	15.82	12.70
43-4131	Loan Interviewers and Clerks	70	20.86	14.08	24.26	20.53

SOC	OCCUPATIONAL TITLE	Empl	(\$) Mean	(\$) Entry	(\$) Exp	(\$) Median
43-4151	Order Clerks	50	17.98	14.47	19.74	15.01
43-4161	Human Resources Assistants, Except Payroll and Timekeeping	50	20.95	17.79	22.53	21.03
43-4171	Receptionists and Information Clerks	410	16.16	12.94	17.77	15.28
43-4199	Information and Record Clerks, All Other	20	18.99	14.77	21.10	17.09
43-5021	Couriers and Messengers	30	15.32	12.15	16.90	14.55
43-5031	Public Safety Telecommunicators	70	N/A	N/A	N/A	N/A
43-5032	Dispatchers, Except Police, Fire, and Ambulance	100	23.25	15.08	27.33	21.71
43-5041	Meter Readers, Utilities	10	30.26	23.41	33.69	28.97
43-5051	Postal Service Clerks	NA	28.58	21.74	32.00	29.62
43-5052	Postal Service Mail Carriers	NA	27.78	19.88	31.73	25.66
43-5061	Production, Planning, and Expediting Clerks	90	26.94	18.97	30.93	24.12
43-5071	Shipping, Receiving, and Inventory Clerks	610	19.01	15.68	20.67	17.80
43-5111	Weighers, Measurers, Checkers, and Samplers, Recordkeeping	50	17.63	15.62	18.63	16.13
43-6011	Executive Secretaries and Executive Administrative Assistants	110	30.70	21.97	35.07	29.28
43-6012	Legal Secretaries and Administrative Assistants	80	24.04	17.20	27.45	23.97
43-6013	Medical Secretaries and Administrative Assistants	1,020	19.91	15.97	21.89	19.21
43-6014	Secretaries and Admin. Assistants, Except Legal, Medical, and Executive	1,200	20.62	15.80	23.04	19.73
43-9021	Data Entry Keyers	50	16.86	14.03	18.27	16.97
43-9041	Insurance Claims and Policy Processing Clerks	80	22.55	20.23	23.71	22.16
43-9051	Mail Clerks and Mail Machine Operators, Except Postal Service	60	16.30	13.52	17.69	15.48
43-9061	Office Clerks, General	1,070	18.85	13.49	21.54	17.72
43-9199	Office and Administrative Support Workers, All Other	70	21.25	17.04	23.36	19.96
45-0000	Farming, Fishing, and Forestry Occupations	440	18.58	14.22	20.77	17.83
45-1011	First-Line Supervisors of Farming, Fishing, and Forestry Workers	40	29.82	22.35	33.55	28.77
45-2092	Farmworkers and Laborers, Crop, Nursery, and Greenhouse	100	14.00	11.96	15.03	13.42
45-2093	Farmworkers, Farm, Ranch, and Aquacultural Animals	40	17.67	14.96	19.02	17.24
47-0000	Construction and Extraction Occupations	3,810	26.53	17.65	30.97	23.76
47-1011	First-Line Supervisors of Construction Trades and Extraction Workers	710	37.29	25.06	43.41	36.51
47-2021	Brickmasons and Blockmasons	30	26.76	21.79	29.25	27.15
47-2031	Carpenters	320	26.98	20.68	30.12	25.02

SOC	OCCUPATIONAL TITLE	Empl	(\$) Mean	(\$) Entry	(\$) Exp	(\$) Median
47-2041	Carpet Installers	40	23.27	15.29	27.26	22.34
47-2051	Cement Masons and Concrete Finishers	150	24.38	19.06	27.03	23.04
47-2061	Construction Laborers	520	20.17	15.66	22.43	18.52
47-2071	Paving, Surfacing, and Tamping Equipment Operators	20	28.08	21.19	31.53	29.83
47-2073	Operating Engineers and Other Construction Equipment Operators	350	25.35	19.28	28.39	22.46
47-2081	Drywall and Ceiling Tile Installers	80	25.02	21.65	26.70	23.69
47-2111	Electricians	470	26.54	19.18	30.22	27.17
47-2141	Painters, Construction and Maintenance	70	20.84	15.53	23.49	21.99
47-2152	Plumbers, Pipefitters, and Steamfitters	210	25.16	15.59	29.94	23.96
47-2211	Sheet Metal Workers	100	21.28	15.98	23.93	20.11
47-3011	Helpers--Brick-, Block-, Stonemasons, and Tile and Marble Setters	20	19.47	16.96	20.72	19.00
47-3012	Helpers--Carpenters	80	16.23	13.35	17.67	15.37
47-3015	Helpers--Pipelayers, Plumbers, Pipefitters, and Steamfitters	30	16.50	13.54	17.99	17.31
47-4011	Construction and Building Inspectors	100	30.42	23.00	34.14	27.53
47-4071	Septic Tank Servicers and Sewer Pipe Cleaners	50	19.33	16.36	20.82	18.22
47-4090	Miscellaneous Construction and Related Workers	90	21.18	16.32	23.60	20.77
47-5022	Excavating and Loading Machine and Dragline Operators, Surface Mining	20	27.30	23.97	28.96	27.00
49-0000	<u>Installation, Maintenance, and Repair Occupations</u>	3,640	26.32	17.56	30.69	23.83
49-1011	First-Line Supervisors of Mechanics, Installers, and Repairers	410	36.44	26.85	41.24	34.54
49-2011	Computer, Automated Teller, and Office Machine Repairers	30	17.72	12.64	20.26	17.57
49-2022	Telecommunications Equip. Installers and Repairers, Except Line Installers	70	26.36	18.69	30.20	24.59
49-2095	Electrical and Electronics Repairers, Powerhouse, Substation, and Relay	10	46.20	41.80	48.40	46.28
49-3011	Aircraft Mechanics and Service Technicians	10	30.50	24.06	33.72	30.90
49-3021	Automotive Body and Related Repairers	120	24.86	18.08	28.25	23.13
49-3023	Automotive Service Technicians and Mechanics	340	25.10	17.03	29.13	23.49
49-3031	Bus and Truck Mechanics and Diesel Engine Specialists	170	26.33	20.26	29.37	25.28
49-3041	Farm Equipment Mechanics and Service Technicians	60	25.52	17.44	29.56	25.77
49-3042	Mobile Heavy Equipment Mechanics, Except Engines	110	27.95	21.50	31.18	26.00
49-3051	Motorboat Mechanics and Service Technicians	100	23.60	15.75	27.53	22.82
49-3053	Outdoor Power Equipment and Other Small Engine Mechanics	50	21.42	18.80	22.74	19.47

SOC	OCCUPATIONAL TITLE	Empl	(\$) Mean	(\$) Entry	(\$) Exp	(\$) Median
49-3091	Bicycle Repairers	30	16.23	15.00	16.85	15.00
49-9012	Control and Valve Installers and Repairers, Except Mechanical Door	10	34.10	19.70	41.29	43.55
49-9021	Heating, Air Conditioning, and Refrigeration Mechanics and Installers	460	26.65	20.21	29.87	23.99
49-9031	Home Appliance Repairers	30	23.12	19.58	24.89	23.63
49-9041	Industrial Machinery Mechanics	240	28.59	21.43	32.17	29.16
49-9044	Millwrights	50	24.27	18.22	27.30	22.44
49-9051	Electrical Power-Line Installers and Repairers	70	46.71	34.83	52.65	52.92
49-9052	Telecommunications Line Installers and Repairers	60	35.33	20.61	42.69	41.07
49-9062	Medical Equipment Repairers	30	33.07	25.61	36.80	29.19
49-9071	Maintenance and Repair Workers, General	740	22.04	16.35	24.88	21.00
49-9091	Coin, Vending, and Amusement Machine Servicers and Repairers	10	21.15	17.86	22.80	20.80
49-9094	Locksmiths and Safe Repairers	NA	23.45	15.93	27.21	23.83
49-9098	Helpers--Installation, Maintenance, and Repair Workers	180	17.55	14.41	19.12	17.62
49-9099	Installation, Maintenance, and Repair Workers, All Other	100	20.88	14.66	23.98	17.91
51-0000	<u>Production Occupations</u>	7,870	18.45	15.05	20.15	15.95
51-1011	First-Line Supervisors of Production and Operating Workers	460	32.86	24.81	36.88	29.16
51-2028	Electrical, Electronic, and Electromechanical Assemblers	80	17.45	13.77	19.29	16.82
51-2041	Structural Metal Fabricators and Fitters	80	18.96	15.22	20.83	18.77
51-2090	Miscellaneous Assemblers and Fabricators	110	19.39	14.36	21.91	16.95
51-3011	Bakers	60	16.42	13.55	17.86	15.36
51-3021	Butchers and Meat Cutters	20	21.56	18.78	22.95	21.26
51-3022	Meat, Poultry, and Fish Cutters and Trimmers	4,610	15.66	14.97	16.00	15.88
51-3092	Food Batchmakers	90	18.05	13.72	20.21	17.50
51-3099	Food Processing Workers, All Other	NA	17.62	17.08	17.89	17.65
51-4021	Extruding and Drawing Machine Operators, Metal and Plastic	50	20.95	17.00	22.92	20.66
51-4031	Cutting, Punching, and Press Machine Operators, Metal and Plastic	60	18.03	14.75	19.67	17.92
51-4041	Machinists	90	21.56	16.94	23.87	19.77
51-4072	Molding, Coremaking, and Casting Machine Operators, Metal and Plastic	40	18.62	16.24	19.81	17.26
51-4121	Welders, Cutters, Solderers, and Brazers	160	23.75	18.43	26.41	23.55
51-5112	Printing Press Operators	50	22.35	19.08	23.98	22.29

SOC	OCCUPATIONAL TITLE	Empl	(\$) Mean	(\$) Entry	(\$) Exp	(\$) Median
51-6011	Laundry and Dry-Cleaning Workers	90	14.56	12.17	15.75	13.92
51-6093	Upholsterers	10	22.34	18.78	24.13	20.01
51-7011	Cabinetmakers and Bench Carpenters	20	20.81	16.40	23.02	21.46
51-8031	Water and Wastewater Treatment Plant and System Operators	90	25.83	21.16	28.17	24.83
51-9011	Chemical Equipment Operators and Tenders	300	26.93	22.16	29.32	23.30
51-9012	Separating, Filtering, Clarifying, Precipitating, and Still Machine Operators	50	21.82	17.34	24.06	20.68
51-9021	Crushing, Grinding, and Polishing Machine Setters, Operators, and Tenders	10	20.21	15.62	22.50	20.58
51-9023	Mixing and Blending Machine Setters, Operators, and Tenders	40	21.58	16.93	23.91	21.51
51-9061	Inspectors, Testers, Sorters, Samplers, and Weighers	310	23.35	17.01	26.52	19.17
51-9111	Packaging and Filling Machine Operators and Tenders	210	16.81	15.93	17.25	16.47
51-9124	Coating, Painting, and Spraying Machine Setters, Operators, and Tenders	30	21.92	16.00	24.88	21.35
51-9161	Computer Numerically Controlled Tool Operators	30	21.80	17.37	24.02	22.24
51-9195	Molders, Shapers, and Casters, Except Metal and Plastic	40	20.85	19.13	21.72	19.62
51-9198	Helpers--Production Workers	10	15.53	12.22	17.18	15.01
51-9199	Production Workers, All Other	20	17.97	13.63	20.13	16.49
53-0000	Transportation and Material Moving Occupations	6,880	19.55	14.19	22.23	17.81
53-1047	First-Line Supervisors of Transportation and Material-Moving Workers	400	30.26	22.76	34.01	28.62
53-3011	Ambulance Drivers and Attendants, Except Emergency Medical Technicians	60	15.82	14.47	16.49	15.81
53-3031	Driver/Sales Workers	140	14.31	11.75	15.59	13.60
53-3032	Heavy and Tractor-Trailer Truck Drivers	1,090	24.51	19.04	27.24	23.55
53-3033	Light Truck Drivers	780	18.56	13.06	21.31	17.54
53-3051	Bus Drivers, School	390	21.00	17.43	22.79	21.11
53-3052	Bus Drivers, Transit and Intercity	50	18.13	14.64	19.88	17.70
53-3053	Shuttle Drivers and Chauffeurs	160	19.10	13.63	21.83	18.68
53-3099	Motor Vehicle Operators, All Other	70	17.83	14.80	19.34	18.59
53-5011	Sailors and Marine Oilers	20	22.50	16.41	25.55	18.46
53-5021	Captains, Mates, and Pilots of Water Vessels	20	44.55	23.62	55.01	37.45
53-6031	Automotive and Watercraft Service Attendants	30	15.00	13.70	15.66	14.62
53-6099	Transportation Workers, All Other	10	19.73	14.11	22.53	15.36
53-7021	Crane and Tower Operators	20	27.73	22.21	30.49	25.88

SOC	OCCUPATIONAL TITLE	Empl	(\$) Mean	(\$) Entry	(\$) Exp	(\$) Median
53-7051	Industrial Truck and Tractor Operators	220	19.42	16.35	20.95	18.92
53-7061	Cleaners of Vehicles and Equipment	220	15.59	13.13	16.82	16.17
53-7062	Laborers and Freight, Stock, and Material Movers, Hand	1,090	17.68	14.68	19.18	17.01
53-7063	Machine Feeders and Offbearers	30	17.95	15.25	19.30	17.84
53-7064	Packers and Packagers, Hand	470	14.94	12.20	16.30	16.26
53-7065	Stockers and Order Fillers	1,480	16.75	13.61	18.32	17.09
53-7081	Refuse and Recyclable Material Collectors	60	19.26	14.98	21.41	18.38

Delaware's 5 Lowest and 5 Highest Paying Occupations by Level of Education

Doctoral or Professional Degree	SOC Code	OCCUPATIONAL TITLE	EMPL	(\$) Mean
	23-1012	Judicial Law Clerks	100	\$58,323
	25-1124	Foreign Language and Literature Teachers, Postsecondary	120	\$65,079
	25-1122	Communications Teachers, Postsecondary	70	\$71,059
	23-1021	Administrative Law Judges, Adjudicators, and Hearing Officers	60	\$71,656
	25-1022	Mathematical Science Teachers, Postsecondary	160	\$74,929
	ALL DOCTORAL OR PROFESSIONAL DEGREE MEAN			\$159,381
	29-1223	Psychiatrists	70	\$217,048
	29-1229	Physicians, All Other	1,180	\$225,659
	29-1021	Dentists, General	350	\$227,198
	29-1215	Family Medicine Physicians	530	\$255,549
	29-1218	Obstetricians and Gynecologists	100	\$309,483

Master's Degree	SOC Code	OCCUPATIONAL TITLE	EMPL	(\$) Mean
	21-1015	Rehabilitation Counselors	510	\$42,515
	29-9091	Athletic Trainers	110	\$56,270
	21-1023	Mental Health and Substance Abuse Social Workers	350	\$56,888
	21-1013	Marriage and Family Therapists	410	\$60,320
	25-4012	Curators	80	\$63,461
	ALL MASTER'S DEGREE MEAN			\$91,360
	11-9032	Education Administrators, Kindergarten through Secondary	900	\$125,852
	29-1171	Nurse Practitioners	1,140	\$131,102
	29-1071	Physician Assistants	610	\$136,261
	11-9033	Education Administrators, Postsecondary	390	\$157,082
	29-1151	Nurse Anesthetists	80	\$207,022

NOTE: The occupations being displayed in the above tables have a minimum employment of 50.

Delaware's 5 Lowest and 5 Highest Paying Occupations by Level of Education

Bachelor's Degree	SOC Code	OCCUPATIONAL TITLE	EMPL	(\$) Mean
	25-4013	Museum Technicians and Conservators	70	\$45,261
	29-1125	Recreational Therapists	70	\$47,466
	21-1021	Child, Family, and School Social Workers	880	\$48,214
	21-1099	Community and Social Service Specialists, All Other	340	\$48,214
	29-1128	Exercise Physiologists	70	\$48,214
	ALL BACHELOR'S DEGREE MEAN			\$106,780
	11-2021	Marketing Managers	1,090	\$184,288
	11-3031	Financial Managers	2,670	\$195,874
	11-2022	Sales Managers	900	\$195,915
	11-3021	Computer and Information Systems Managers	1,670	\$196,622
	11-1011	Chief Executives	350	\$256,235

Associate's Degree	SOC Code	OCCUPATIONAL TITLE	EMPL	(\$) Mean
	25-2011	Preschool Teachers, Except Special Education	2,000	\$32,126
	29-2051	Dietetic Technicians	120	\$40,810
	29-2056	Veterinary Technologists and Technicians	680	\$42,640
	19-4042	Environmental Science and Protection Technicians, Inc. Health	120	\$45,594
	43-4161	Human Resources Assistants, Except Payroll and Timekeeping	300	\$47,694
	ALL ASSOCIATE'S DEGREE MEAN			\$62,944
	29-2035	Magnetic Resonance Imaging Technologists	230	\$90,459
	29-2033	Nuclear Medicine Technologists	100	\$91,021
	29-1292	Dental Hygienists	710	\$98,654
	11-9171	Funeral Home Managers	50	\$105,331
	29-1124	Radiation Therapists	60	\$115,939

NOTE: The occupations being displayed in the above tables have a minimum employment of 50.

Delaware's 5 Lowest and 5 Highest Paying Occupations by Level of Education

Postsecondary Vocational Training	SOC Code	OCCUPATIONAL TITLE	EMPL	(\$) Mean
	39-5092	Manicurists and Pedicurists	700	\$29,723
	31-1131	Nursing Assistants	5,770	\$38,626
	39-5012	Hairdressers, Hairstylists, and Cosmetologists	1,310	\$38,896
	29-2057	Ophthalmic Medical Technicians	160	\$40,789
	31-9092	Medical Assistants	2,790	\$41,350
	ALL POSTSECONDARY VOCATIONAL TRAINING MEAN			\$50,586
	33-1021	First-Line Supervisors of Firefighting and Prevention Workers	60	\$76,024
	49-2094	Electrical and Electronics Repairers, Commercial and Industrial Equip.	100	\$76,045
	53-5021	Captains, Mates, and Pilots of Water Vessels	80	\$88,130
	49-2095	Electrical and Electronics Repairers, Powerhouse, Substation, and Relay	60	\$101,504
	53-2012	Commercial Pilots	170	\$172,281

High School Diploma	SOC Code	OCCUPATIONAL TITLE	EMPL	(\$) Mean
	39-9011	Childcare Workers	1,050	\$29,349
	31-1120	Home Health and Personal Care Aides	9,100	\$30,930
	43-4081	Hotel, Motel, and Resort Desk Clerks	670	\$30,971
	39-7010	Tour and travel guides	260	\$31,054
	31-2022	Physical Therapist Aides	250	\$31,574
	ALL HIGH SCHOOL DIPLOMA MEAN			\$51,900
	47-4021	Elevator and Escalator Installers and Repairers	80	\$88,338
	51-8013	Power Plant Operators	60	\$109,117
	41-1012	First-Line Supervisors of Non-Retail Sales Workers	1,020	\$109,366
	33-1012	First-Line Supervisors of Police and Detectives	380	\$117,374
	11-3071	Transportation, Storage, and Distribution Managers	320	\$148,450

NOTE: The occupations being displayed in the above tables have a minimum employment of 50.

Delaware's 5 Lowest and 5 Highest Paying Occupations by Level of Education

No Formal Education	SOC Code	OCCUPATIONAL TITLE	EMPL	(\$) Mean
	39-5093	Shampooers	80	\$25,147
	33-9092	Lifeguards, Ski Patrol, and Other Recreational Service Workers	290	\$26,541
	35-9031	Hosts and Hostesses, Restaurant, Lounge, and Coffee Shop	1,580	\$28,101
	39-3091	Amusement and Recreation Attendants	1,580	\$28,766
	35-9021	Dishwashers	1,370	\$28,829
	ALL NO FORMAL EDUCATION MEAN			\$35,962
	53-7051	Industrial Truck and Tractor Operators	6,880	\$52,832
	47-2051	Cement Masons and Concrete Finishers	520	\$52,978
	43-5053	Postal Service Mail Sorters, Processors, and Processing Operators	470	\$56,202
	43-5052	Postal Service Mail Carriers	1,160	\$58,531
	43-5051	Postal Service Clerks	240	\$59,405

NOTE: The occupations being displayed in the above table have a minimum employment of 50.





BOARD OF GOVERNORS OF THE FEDERAL RESERVE SYSTEM
WASHINGTON, D.C. 20551

JEROME H. POWELL
CHAIRMAN

February 13, 2018

Dear Fellow American:

At the Federal Reserve, one of our main roles is to promote maximum employment, stable prices, and moderate long-term interest rates. This task requires accurate and timely information about the U.S. economy. Much of the vital economic information we use at the Federal Reserve comes from the U.S. Bureau of Labor Statistics. I am grateful for the people and businesses that participate in the Bureau of Labor Statistics surveys.

As a Bureau of Labor Statistics survey participant, you help enhance our understanding of the increasingly complex U.S. economy. The more we understand, the better we are able to fulfill our mission and promote the prosperity of American workers, consumers, and businesses.

The Federal Reserve uses the following information from the Bureau of Labor Statistics every day:

- Price statistics help us monitor inflation in the prices that consumers pay and producers receive for goods and services.
- Employment and unemployment statistics help us examine trends in job growth for the nation and for different geographic areas, industries, and occupations.
- Pay and benefit statistics provide us with insights about the well-being of American workers and their families.
- Productivity statistics help us understand trends in the efficiency of workers, which ultimately affect the nation's standard of living.

When you agree to participate in a Bureau of Labor Statistics survey, you help provide the vital statistics we use to analyze our economy and keep it strong. For that, I thank you.

Sincerely,

The Centers for Medicare & Medicaid Services is asking health care providers to participate in surveys that are conducted by the Bureau of Labor Statistics. Providers are asked only to participate when contacted by the U.S. Bureau of Labor Statistics, which conducts numerous surveys of hospitals and health care providers so that the government can make economic decisions that affect the entire health care system. Participation in the surveys helps ensure the data are as accurate as possible, CMS advises. Read the full article here:

<https://adanews.ada.org/ada-news/2021/february/participation-in-bureau-of-labor-statistics-surveys-important/>

Endorsements

WorldatWork

14040 N. Northsight Blvd.
Scottsdale, AZ 85260

May 7, 2019

Dear Member,

I am writing to let you know that the U.S. Bureau of Labor Statistics (BLS) is currently collecting data for the National Compensation Survey (NCS), Occupational Employment Survey (OES), and Occupational Requirements Survey (ORS) and I would like to encourage you to participate in these surveys.

The NCS program provides much needed information that is used to study the impact of total rewards available to employees today. The OES collects ranges of wage data and has the largest collection of occupations and wages within BLS. The ORS is a relatively new program which gets to the core of actual job duties and responsibilities for 92% of all occupations within the US Economy.

As you probably know, the research conducted by WorldatWork is used extensively by national and local policymakers, human resources consulting firms, plan sponsors, and both national and local media. The BLS survey data is no different.

The importance of both our data and the BLS surveys data to a wide variety of users makes these surveys worth your effort. Bureau of Labor Statistics practices provide for absolute confidentiality of the survey information provided by employers, and they also make every effort to assist your staff in completing the survey as efficiently as possible.

Your organization's cooperation and assistance are greatly appreciated. I thank you in advance for supporting this important endeavor.

Sincerely,

Scott Cawood, Ed.D., CCP, GRP
President & CEO



worldatwork.org

ACKNOWLEDGMENTS

This report uses the data derived from the Occupational Employment & Wage Statistics (OEWS) program.

The data were gathered and analyzed by our OEWS team:

Michelle McCarter, *Labor Market Information Supervisor*

Mark Wallner, *Senior Labor Market Analyst*

Kristie Manley, *Editor & Production Coordinator*, created the layout of the publication.

We would like to express our appreciation to all of the employers who participated in the survey; without their support, this publication would not be possible. If you need additional information about this or other publications, please contact our office at:

**Delaware Department of Labor
Office of Occupational & Labor Market Information
19 West Lea Blvd.
Wilmington, DE 19802
(302) 761-8062**

All publications are available online at <https://lmi.delaware.gov/>



DELAWARE DEPARTMENT OF LABOR
Office of Occupational & Labor Market Information
19 West Lea Boulevard - Wilmington, Delaware 19802

<https://lmi.delaware.gov/>



"Data will talk to you if you are willing to listen to it."

~ JIM BERGESON